

CHINA TING GROUP
華鼎集團

Stock Code 股份代號 : 3398

Annual Report 2014 年報



Contents

目

錄

- 2 Financial Highlights
財務摘要
- 6 Corporate Information
公司資料
- 10 Chairman's Statement
主席報告
- 14 Management's Discussion and Analysis
管理層討論及分析
- 25 Directors and Senior Management
董事及高層管理人員
- 31 Corporate Governance Report
企業管治報告
- 41 Report of the Directors
董事會報告
- 57 Independent Auditor's Report
獨立核數師報告
- 59 Consolidated Balance Sheet
綜合資產負債表
- 61 Balance Sheet
資產負債表
- 62 Consolidated Statement of Comprehensive Income
綜合全面收入表
- 64 Consolidated Statement of Changes in Equity
綜合權益變動報表
- 66 Consolidated Statement of Cash Flows
綜合現金流量報表
- 67 Notes to the Financial Statements
財務報表附註
- 175 Five-year Financial Summary
五年財務概要

Financial Highlights

財 務 摘 要



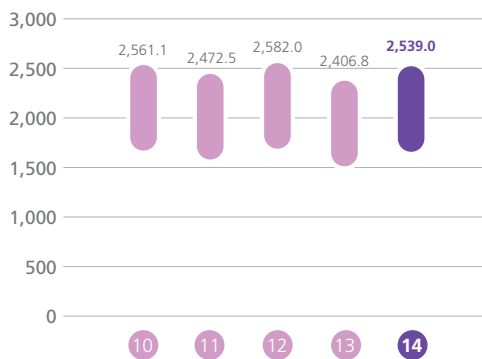


Financial Highlights

財務摘要

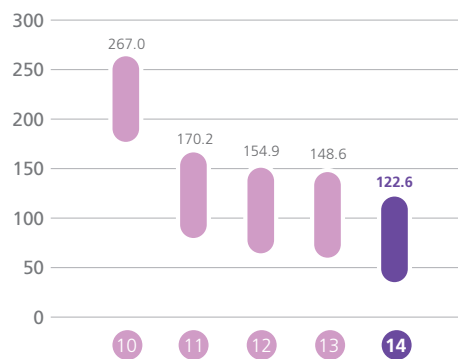
Revenue (HK\$'million)

營業額 (百萬港元)



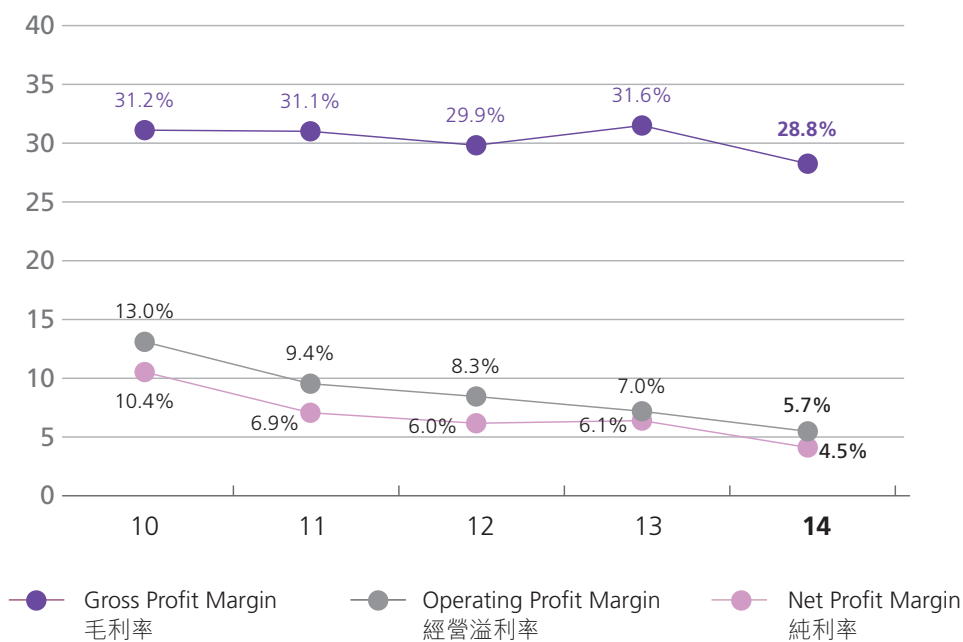
Profit attributable to the Company's equity holders before the significant items (HK\$'million)

扣除重大項目的本公司股權持有人應佔溢利 (百萬港元)



Margins*

溢利率*



* excluding significant items
* 不包括重大項目

Financial Highlights
財務摘要

		2014 二零一四年 HK\$ million 百萬港元	2013 二零一三年 HK\$ million 百萬港元	% Change 百分比變動
Revenue	收入			
OEM Business	原設備製造業務	2,021.1	1,915.6	5.5
Fashion Retail Business	時裝零售業務	517.9	491.2	5.4
		2,539.0	2,406.8	5.5
Operating (loss)/profit	經營(虧損)/溢利	(139.2)	171.3	N/A 不適用
(Loss)/profit attributable to the Company's equity holder	本公司股權持有人應佔(虧損)/溢利	(280.9)	151.2	N/A 不適用
Significant items:	重大項目:			
Share of losses of Hangzhou China Ting Property arising from fair value change in the property project	分佔杭州華鼎房地產因房地產項目公平值變動而產生的虧損			
— Provision for inventory	— 存貨撥備	120.1	—	N/A 不適用
— Impairment loss on loan to an associate	— 貸款予聯營公司的減值虧損	114.6	—	N/A 不適用
Loss on transfer of interests in an associate to available-for-sale financial assets	將於聯營公司的權益轉撥至可供出售金融資產的虧損	83.5	—	N/A 不適用
(Losses)/gains on derivative financial instruments	衍生金融工具的(虧損)/收益	26.6	(2.6)	N/A 不適用
Gain on disposal of an associate	出售一間聯營公司的收益	(14.6)	—	N/A 不適用
Impairment loss of goodwill	商譽減值虧損	28.0	—	N/A 不適用
Provision for bad debts in relation to the bankruptcy of Coldwatercreek and Mexx Group	就Coldwater Creek及Mexx Group破產進行的壞賬撥備	27.6	—	N/A 不適用
Impairment loss on entrusted loans	委託貸款的減值虧損	17.7	—	N/A 不適用
Profit attributable to the Company's equity holder before the significant items	扣除重大項目的本公司股權持有人應佔溢利	122.6	148.6	(17.5)
Dividend per Share (HK cents)	每股股息(港仙)	—	3.96	N/A 不適用
Dividend payout ratio	派息率	—	55%	N/A 不適用
Equity attributable to the Company's equity holders	本公司股權持有人應佔權益	2,529.8	2,956.1	(14.4)
Equity per share (HK\$)	每股權益(港元)	1.20	1.41	(14.9)

Corporate Information

公 司 資 料





Executive Directors

Mr. TING Man Yi (Chairman)
Mr. TING Hung Yi (Chief Executive Officer)^{3, 5}
Mr. DING Jianer
Mr. CHEUNG Ting Yin, Peter

Independent Non-executive Directors

Dr. CHENG Chi Pang^{1, 3, 5}
Mr. WONG Chi Keung^{1, 2, 5, 6}
Mr. LEUNG Man Kit^{1, 3, 4}

Notes:

1. Member of Audit Committee
2. Chairman of Audit Committee
3. Member of Nomination Committee
4. Chairman of Nomination Committee
5. Member of Remuneration Committee
6. Chairman of Remuneration Committee

Company Secretary and Qualified Accountant

Mr. CHENG Ho Lung, Raymond *CPA, FCCA*

Head Office and Principal Place of Business in Hong Kong

27th Floor, King Palace Plaza
55 King Yip Street
Kwun Tong
Kowloon
Hong Kong

Registered Office

Cricket Square, Hutchins Drive P.O. Box 2681
Grand Cayman KY1-1111
Cayman Islands

Company Website

www.chinating.com.hk

Principal Banker

Nanyang Commercial Bank Limited

Legal Advisers

Squire Patton Boggs

執行董事

丁敏兒先生(主席)
丁雄尔先生(行政總裁)^{3,5}
丁建兒先生
張定賢先生

獨立非執行董事

鄭志鵬博士^{1,3,5}
黃之強先生^{1,2,5,6}
梁民傑先生^{1,3,4}

附註：

1. 審核委員會成員
2. 審核委員會主席
3. 提名委員會成員
4. 提名委員會主席
5. 薪酬委員會成員
6. 薪酬委員會主席

公司秘書及合資格會計師

鄭浩龍先生 *CPA, FCCA*

香港總辦事處暨主要營業地點

香港
九龍
觀塘
敬業街55號
皇廷廣場27樓

註冊辦事處

Cricket Square, Hutchins Drive P.O. Box 2681
Grand Cayman KY1-1111
Cayman Islands

公司網站

www.chinating.com.hk

主要往來銀行

南洋商業銀行有限公司

法律顧問

翰宇國際律師事務所

Auditor

PricewaterhouseCoopers

Principal Share Registrar

Royal Bank of Canada Trust Company (Cayman) Limited
4th Floor, Royal Bank House
24 Shedden Road, George Town
Grand Cayman KY1-1110
Cayman Islands

Hong Kong Branch Share Registrar

Computershare Hong Kong Investor Services Limited
Shops 1712–16, 17th Floor
Hopewell Centre
183 Queen's Road East
Wanchai
Hong Kong

2015 Annual General Meeting

22 May 2015

Closure of Register of Members

For the Annual General Meeting

— From 20 May 2015 to 22 May 2015 (both days inclusive)

核數師

羅兵咸永道會計師事務所

股份過戶登記總處

Royal Bank of Canada Trust Company (Cayman) Limited
4th Floor, Royal Bank House
24 Shedden Road, George Town
Grand Cayman KY1-1110
Cayman Islands

股份過戶登記處香港分處

香港中央證券登記有限公司
香港
灣仔
皇后大道東183號
合和中心
17樓1712–16號舖

二零一五年股東週年大會

二零一五年五月二十二日

暫停辦理股份過戶登記手續

就股東週年大會而言

— 從二零一五年五月二十日至
二零一五年五月二十二日(包括首尾兩日)



Chairman's Statement

主 席 報 告



Chairman's Statement
主席報告



On behalf of the board of directors of China Ting Group Holdings Limited, I am pleased to present to you the 2014 annual report of the Company and its subsidiaries.

In 2014, under the subsequent impact of the global financial crisis, the global economy lacked momentum and made slow recovery progress in general. Developed economies showed mix signs whereas a number of emerging economies faced the challenge of a lower growth rate. While the U.S. economy continued to recover, Japan was mired in recession given the upward adjustment of consumption tax and Europe recorded a close-to-zero growth rate. On the other hand, the Chinese economy grew at a lower speed amid the ongoing structural adjustment.

The Group's OEM/ODM business was inevitably affected by uncertainties and the complex environment. Given the fact that major export markets were still in the process of recovery and adjustment, the Group's OEM/ODM business did not register significant sales increase. The Group hopes to respond to market needs quickly and explore new markets and clientele continuously by constantly providing high value-added products and deepening our services.

For our brand retail business, affected by the structural adjustment in the macro economy, competition in the retail market intensified. Nevertheless, the Group achieved a slight increase in turnover of its brand retail business. The Group's own brands have maintained steady growth while Vince Camuto, our newly-introduced international fashion brand, has received recognition from customers. In the future, the Group will continue to put more effort into every aspect of its brand retail business and promote rapid growth of its existing brands by product enhancement, image upgrade, sales network expansion and e-commerce development. In the meantime, we will proactively seek international cooperation opportunities to bring more choices to consumers and enrich their fashion experience.

I also take this opportunity to thank all our Shareholders for their confidence and unwavering support in these difficult environments, and also to express my gratitude to our management teams and staff for their diligence commitment and decision.

TING MAN YI
Chairman

Hong Kong, 26 March 2015

本人代表華鼎集團控股有限公司董事會，呈列本公司及其附屬公司的二零一四年度報告。

二零一四年，在國際金融危機後續影響下，世界經濟總體增長乏力，復蘇進程緩慢。發達經濟體走勢不一，不少新興經濟體也面臨增速下滑挑戰。美國經濟持續復蘇，日本經濟在消費稅上調的壓力下正陷入衰退，歐洲則接近零增長。中國經濟仍然處於結構調整中，增幅放緩。

本集團的OEM/ODM業務，無可避免的受到不確定因素及複雜環境的影響。由於主要出口市場仍然在復蘇與調整中，本集團的OEM/ODM業務銷售額增幅不大。本集團期望通過繼續提供高附加值的產品和深化服務，快速響應市場，不斷拓展新市場和新客戶。

品牌零售業務方面，受到宏觀經濟結構調整的影響，零售市場競爭愈加激烈。本集團在品牌零售業務營業額方面取得了小幅增長。本集團自由品牌保持穩步增長，新引入的國際時尚品牌Vince Camuto獲得客戶贊同。未來本集團將繼續加大品牌零售業務在各方面的投入，通過提升產品、更新形像、拓展銷售網絡和加強電商的發展，推動現有品牌的迅速增長。同時更積極拓展國際合作機會，為消費者帶來更多國際品牌選擇和更加豐富的潮流時尚體驗。

本人亦藉此機會感謝全體股東對我們的信心及於此等艱難環境下仍保持不變的支持，同時對管理團隊及員工的勤奮努力及決定致以謝意。

主席
丁敏兒

香港，二零一五年三月二十六日

Management's Discussion and Analysis

管 理 層 討 論 及 分 析





(1) Business Review

In 2014, the world economy experienced a slow recovery in general. China's export of garment products and fashion and apparel items grew steadily to US\$298,426 million in 2014, representing a year-on-year increase of US\$14,436 million or 5.08%.

In 2014, the U.S. remained the Group's major export market. Although the U.S. economy has regained momentum in general, its overall unemployment rate has only reduced slightly and there was still a general lack of confidence among consumers. With the inventory pressure of overseas retailers and the increasing raw material and labour costs in China, the Group's OEM/ODM business was as a result affected. Against this background and with the Group's adjustments to the product mix and the business strategies, the turnover of the Group's OEM/ODM business amounted to HK\$2,021.1 million in 2014, representing a 5.5% increase as compared with the last year.

In 2014, China's economic structure and the general market sentiment continued to improve amid the adjustments as a result of and the influence of macro-economic policies. The retail sector has been adjusting and adapting to the changes in consumer preferences. The Group's brand retail businesses place emphasis on brand upgrade and focus on promotion of brand development. In 2014, the turnover of the brand retail business amounted to HK\$517.9 million, representing an increase of 5.4% year on year.

(2) Financial Review

Results performance

During the year ended 31 December 2014, the Group's revenue amounted to HK\$2,539.0 million, representing an increase of 5.5% as compared with HK\$2,406.8 million in 2013. The gross profit for the year ended 31 December 2014 was HK\$730.9 million, representing a decrease of 3.8% as compared with HK\$759.7 million in 2013. Although the revenue of the Group remained stable, the Group incurred loss before tax of HK\$246.9 million and loss attributable to the Company's equity holder of HK\$280.9 million during the year ended 31 December 2014 and the losses are principally due to the following factors:-

- (1) Increase in the amount of the administrative expenses of HK\$27.6 million in 2014 as a result of increased aggregate amount of provision for doubtful debts on the amount due from two customers of the Group, namely Coldwater Creek and Mexx Groups;

(1) 業務回顧

二零一四年，世界經濟總體復甦進程緩慢。二零一四年中國成衣產品以及時裝及服飾的出口平穩增長至2,984.26億美元，按年增加144.36億美元或5.08%。

二零一四年，美國仍然為本集團的主要出口市場。雖然美國經濟總體增長重拾增長動力，其總體失業率只出現輕微下跌及消費者普遍仍然缺乏信心。加上海外零售商的庫存壓力以及中國原材料及勞動力成本不斷上漲，本集團的原設備製造／原設計製造業務因而受到影響。在此環境下，加上本集團對產品組合及業務策略的調整，本集團於二零一四年的原設備製造／原設計製造業務營業額為20.211億港元，較去年同期出現5.5%的增長。

二零一四年，中國的經濟結構及總體市場氣氛繼續在調整中及宏觀政策的影響下改善。零售行業不斷調整及適應消費者喜好的變化。本集團品牌零售業務強調品牌升級，並注重推廣品牌發展。二零一四年，品牌零售業務營業額達到5.179億港元，同比增長5.4%。

(2) 財務回顧

業績表現

截至二零一四年十二月三十一日止年度，本集團收入為2,539.0百萬港元，較二零一三年2,406.8百萬港元增加5.5%。截至二零一四年十二月三十一日止年度的毛利為730.9百萬港元，較二零一三年759.7百萬港元減少3.8%。儘管本集團的收入維持穩定，截至二零一四年十二月三十一日止年度，本集團錄得除稅前虧損246.9百萬港元及本公司股權持有人應佔虧損280.9百萬港元，而虧損主要由於是以下原因：

- (1) 於二零一四年，行政開支金額增加27.6百萬港元，原因為就應收本集團兩名客戶（即Coldwater Creek及Mexx Groups）的總額增加呆賬撥備；

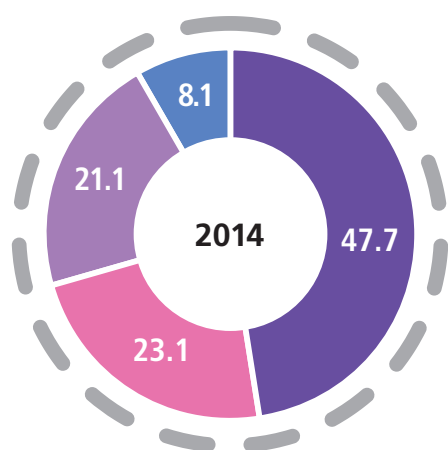
- | | |
|--|---|
| (2) Impairment loss for the goodwill arising from the acquisition of Interfield Industrial Limited in 2008 in the amount of HK\$28.0 million; | (2) 於二零零八年收購中都實業有限公司所產生的商譽減值虧損28.0百萬港元； |
| (3) Share of the operating loss arising from provision for inventory of and impairment loss on loans to Hangzhou China Ting Property Development Company Limited (" Hangzhou China Ting Property "), an associate of the Company, of a total amount of HK\$234.7 million in 2014; | (3) 於二零一四年，分佔本公司的聯營公司杭州華鼎房地產開發有限公司（「 杭州華鼎房地產 」）因存貨撥備產生的營運虧損及向其貸款的減值虧損合共234.7百萬港元； |
| (4) Loss arising from transfer of interests in an associate to available-for-sale financial assets amounting to HK\$83.5 million in 2014; | (4) 於二零一四年，將於聯營公司的權益轉撥至可供出售金融資產的虧損83.5百萬港元； |
| (5) Impairment loss on entrusted loans of HK\$17.7 million in respect of the total amount due under the two entrusted loans of RMB160.0 million (equivalent to HK\$199.9 million); and | (5) 因兩項委託貸款到期應付總額人民幣160.0百萬元（相等於199.9百萬港元）產生的委託貸款減值虧損17.7百萬港元；及 |
| (6) The Group entered into certain foreign exchange contracts (between US\$ and RMB) during the year of 2013 and 2014 as part of the measures to mitigate the foreign exchange risk arising from the OEM trading business of the Group. A fair value loss on derivative financial instruments of HK\$26.6 million in 2014 (2013 Gain HK\$2.6 million). | (6) 本集團於二零一三年及二零一四年度訂立若干外匯合約（美元與人民幣），作為減低因本集團原設備製造買賣業務所產生外匯風險的部分措施。於二零一四年，衍生金融工具公平值虧損26.6百萬港元（二零一三年：收益2.6百萬港元）。 |

As a result, the net loss and net asset value per share attributable to equity holders for the year ended 31 December 2014 were HK\$280.9 million and HK\$1.20 respectively.

因此，截至二零一四年十二月三十一日止年度，股權持有人應佔虧損淨額及每股資產淨值分別為280.9百萬港元及1.20港元。

OEM and ODM business

During the year of 2014, the revenue derived from our OEM/ODM business recorded an increase to HK\$2,021.1 million from HK\$1,915.6 million in 2013. Products made from silk, cotton and synthetic fabrics continue to be the major products which contributed HK\$1,553.0 million (2013:HK\$1,472.8 million), representing 76.8% (2013: 76.9%) of the total turnover of our OEM/ODM business for the year ended 31 December 2014.



- Silk and silk-blended apparel 絲綢及絲混紡服裝
- Cotton and cotton-blended apparel 棉及棉混紡服裝
- Apparel in synthetic fabrics 合成纖維服裝
- Others 其他

In respect of market concentration, sales to the US market amounted to HK\$1,384.9 million in 2014 (2013: HK\$1,418.9 million), which accounted for 68.5% (2013: 74.1%) of the OEM/ODM revenue. Sales to European Union and other markets in 2014 were HK\$247.4 million (2013: HK\$171.6 million) and HK\$388.7 million (2013: HK\$325.1 million), respectively.

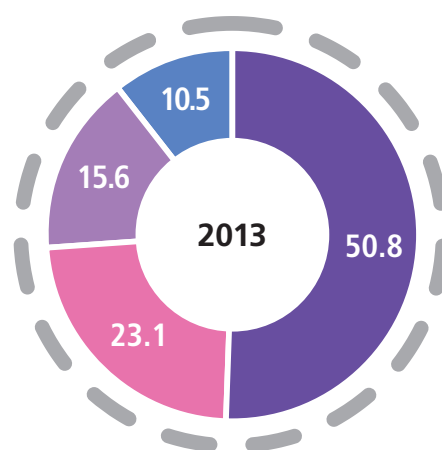
Fashion retail business

During the year ended 31 December 2014, the retail sales of the Group increased by 5.4% from HK\$491.2 million to HK\$517.9 million. Finity, the major brand of the Group, contributed HK\$275.2 million to the retail business, representing a decrease of 1.2% as compared with HK\$278.5 million for the year 2013.

In terms of retail revenue analysis by sales channels, sales from concessionary counters amounted to HK\$400.6 million (2013: HK\$390.3 million), accounting for 77.4% of total retail turnover for

原設備製造及原設計製造業務

於二零一四年，來自本集團原設備製造／原設計製造業務的收入錄得增長，由二零一三年的1,915.6百萬港元增加至2,021.1百萬港元。截至二零一四年十二月三十一日止年度，以絲綢、棉及合成纖維製造的產品繼續為主要產品，帶來1,553.0百萬港元（二零一三年：1,472.8百萬港元），佔本集團原設備製造／原設計製造業務總營業額76.8%（二零一三年：76.9%）。



在市場集中情況方面，於二零一四年，往美國市場的銷售額為1,384.9百萬港元（二零一三年：1,418.9百萬港元），佔原設備製造／原設計製造業務收入68.5%（二零一三年：74.1%）。於二零一四年，往歐盟及其他市場的銷售額分別為247.4百萬港元（二零一三年：171.6百萬港元）及388.7百萬港元（二零一三年：325.1百萬港元）。

時裝零售業務

截至二零一四年十二月三十一日止年度，本集團零售額增加5.4%，由491.2百萬港元增加至517.9百萬港元。本集團的主要品牌 Finity 為零售業務帶來275.2百萬港元，較二零一三年278.5百萬港元減少1.2%。

按銷售管道對零售收入作出分析，截至二零一四年十二月三十一日止年度，專櫃銷售額為400.6百萬港元（二零一三年：390.3

A NATIONWIDE RETAIL NETWORK

全國性的零售網絡



Management's Discussion and Analysis

管理層討論及分析

the year ended 31 December 2014. Sales from freestanding stores and franchisees for the year ended 31 December 2014 amounted to HK\$53.6 million (2013: HK\$35.2 million) and HK\$63.8 million (2013: HK\$65.7 million), respectively.

Liquidity and financial resources

The Group continues to retain a solid financial position. During the year, the Group's working capital needs were principally supported by the financial resources generated from its ordinary course of business. As of 31 December 2014, the cash and cash equivalents were HK\$229.5 million, representing an increase of 28.4% from HK\$178.8 million as of 31 December 2013. The Group had bank borrowings of HK\$340.4 million as of 31 December 2014 (2013: HK\$316.2 million), repayable within one year. The debt to equity ratio (total borrowings as a percentage of total equity) was 13.3% (2013: 10.5%). The Directors consider that the Group has adequate financial resources to support its working capital requirement and future expansion.

The sales of the Group are mainly denominated in US dollars and Renminbi and the purchase of raw materials are mainly made in Renminbi, US dollars and Hong Kong dollars. As of 31 December 2014, all cash and cash equivalents, and bank borrowings were mainly denominated in US dollars, Renminbi and Hong Kong dollars. The Group has entered into certain foreign exchange contracts (between United States dollars and Renminbi) during the year of 2014 as part of the measures to mitigate the foreign exchange risk arising from the OEM trading business of the Group. According to the applicable accounting policies of the Group, the contracts would need to be evaluated against the market value of the corresponding currencies as of 31 December 2014. For the year ended 31 December 2014, the Group records a net fair value loss on derivative financial instruments of HK\$26.6 million. Such loss does not represent any cash inflow/outflow but will be reflected in the profit and loss of the Group during the period.

Accounts receivable from Coldwater Creek and Mexx

For the year ended 31 December 2014, two customers of the Group, namely Coldwater Creek and Mexx Group, have declared bankruptcy. Full provisions for doubtful debts have both been made for Coldwater Creek (US\$2.16 million) and Mexx Group (US\$1.40 million). Further information on the amount due from the two customers is set forth in the announcements of the Company dated 9 May 2014, 9 June 2014 and 8 December 2014.

百萬元), 佔總零售營業額77.4%。截至二零一四年十二月三十一日止年度, 專賣店及專營代理商的銷售額分別為53.6百萬元(二零一三年: 35.2百萬元)及63.8百萬元(二零一三年: 65.7百萬元)。

流動資金及財務資源

本集團繼續保持穩固的財務狀況。年內, 本集團主要以其日常業務過程中產生的財務資源支持營運資金需要。於二零一四年十二月三十一日, 現金及現金等值項目為229.5百萬元, 較二零一三年十二月三十一日的178.8百萬元增加28.4%。於二零一四年十二月三十一日, 本集團的銀行借貸為340.4百萬元(二零一三年: 316.2百萬元), 並須在一年內償還。負債對權益比率(總借貸佔權益總額的百分比)為13.3%(二零一三年: 10.5%)。董事認為本集團具備足夠財務資源支持其營運資金需求及未來擴展。

本集團的銷售額主要以美元及人民幣列值, 購買原材料主要以人民幣、美元及港元支付。於二零一四年十二月三十一日, 所有現金及現金等值項目及銀行借貸主要以美元、人民幣及港元列值。本集團已於二零一四年訂立若干外匯合約(美元與人民幣), 作為減低因本集團原設備製造買賣業務所產生外匯風險之部分措施。根據本集團之適用會計政策, 須就相應貨幣於二零一四年十二月三十一日之市場價值對有關合約進行評估。截至二零一四年十二月三十一日止年度, 本集團錄得衍生金融工具的公平值淨虧損26.6百萬元。有關虧損並不代表有任何現金流入/流出, 但將反映在本集團於期內之損益中。

應收Coldwater Creek及Mexx賬款

截至二零一四年十二月三十一日止年度, 本集團兩名客戶Coldwater Creek及Mexx Group宣佈破產。本集團已就Coldwater Creek及Mexx Group的呆賬(分別為2.16百萬元及1.40百萬元)作出全額撥備。有關應收該兩名客戶款項的進一步資料載於本公司日期為二零一四年五月九日、二零一四年六月九日及二零一四年十二月八日的公佈。

Share of loss of Hangzhou China Ting Property

During the fourth quarter of 2014, Hangzhou China Ting Property has launched for sales 君臨天峯府 (C. Ting King's Summit), its residential property development project. The average launch price of the residential units was set at a low level at around RMB10,800 (equivalent to HK\$13,500) per square meter and a small number of residential units were sold to the customers. The low average launch price was primarily due to the fact that a number of property developers in Hangzhou were also launching their residential property projects in the third quarter of 2014 with aggressive pricing strategies, which resulted in an increase in the supply of the residential property units and greater downward pressure on the selling prices. Based on an independent valuation of the unsold residential property units of Hangzhou China Ting Property, the Directors expect that Hangzhou China Ting Property would incur a substantial amount of loss before tax in 2014. The amount would be charged to the income statement of the Group represents the share of the loss before tax based on the equity holding percentage of the Group in Hangzhou China Ting Property.

Entrusted loans to Zhongdou Group and Zhongdou Shopping Centre

As set forth in the announcements of the Company dated 10 February 2015, 10 December, 3 November, 19 August, 23 June 2014 and 5 February 2013, in respect of the NBC Entrusted Loans and the BOCOM Entrusted Loans (the "Entrusted Loans Announcements") in the total amount of RMB160.0 million (equivalent to HK\$199.9 million). These two loans are in default by the borrowers, and 中都控股集團有限公司 (Zhongdou Group Holdings Limited*), 浙江中都房地產集團有限公司 (Zhejiang Zhongdou Property Group Company Limited*), 浙江中都百貨有限公司 (Zhejiang Zhongdou Department Store Company Limited*), 杭州中都購物中心有限公司 (Hangzhou Zhongdou Shopping Centre Company Limited*) have filed voluntary bankruptcy at the People's Court of Yuhang District, Hangzhou City; and a creditor served a petition for bankruptcy proceedings against 浙江臨安中都置業有限公司 (Zhejiang Linan Zhongdou Property Company Limited*), which has pledged a parcel of land to secure due performance of obligations under the NBC Entrusted Loans at the People's Court of Yuhang District, Hangzhou City.

In respect of such proceedings, the People's Court of Yuhang District, Hangzhou City, approved the appointment of the administrator and accepted the petition for bankruptcy proceedings. The first creditors' meetings were held on 19 March, 20 March and 2 April 2015.

Pursuant to the order, each of the Bank of Communications Limited, Zhejiang Branch and Ningbo Bank Corporation lodged a proof of debt to the administrator in respect of the claims under the BOCOM Entrusted Loans and NCB Entrusted Loans in the amount of RMB33.6

分佔杭州華鼎房地產的虧損

於二零一四年第四季內，杭州華鼎房地產已推售其住宅物業發展項目君臨天峯府。住宅單位的平均推出價格設於較低水平，約為每平方米人民幣10,800元(相等於13,500港元)，惟僅有少量住宅單位已售予客戶。平均推出價格較低，主要由於多個杭州物業發展商事實上亦於二零一四年第三季以積極定價策略推出其住宅物業項目，從而增加住宅物業單位的供應及導致售價面臨更大的下行壓力。根據對杭州華鼎房地產未售住宅物業單位的獨立估值，董事預期杭州華鼎房地產將於二零一四年產生大額除稅前虧損。將於本集團收益表扣除的金額為根據本集團於杭州華鼎房地產的持股百分比分佔的除稅前虧損。

向中都集團及中都購物中心提供委託貸款

誠如本公司日期為二零一五年二月十日、二零一四年十二月十日、十一月三日、八月十九日、六月二十三日及二零一三年二月五日的公佈，內容有關總額為人民幣160.0百萬元(相等於199.9百萬港元)的寧波銀行委託貸款及交通銀行委託貸款(「委託貸款公佈」)所載，該兩筆貸款遭借款人拖欠，而中都控股集團有限公司、浙江中都房地產集團有限公司、浙江中都百貨有限公司、杭州中都購物中心有限公司已向杭州市餘杭區人民法院提出自願破產；以及一名債權人向杭州市餘杭區人民法院送達針對浙江臨安中都置業有限公司(該公司已抵押一幅土地以保證妥善履行寧波銀行委託貸款的責任)的破產法律程序呈請。

該法律程序而言，杭州市餘杭區人民法院批准委任破產管理人及接納破產法律程序呈請。第一次債權人會議於二零一五年三月十九日、三月二十日及四月二日舉行。

根據該法令，交通銀行股份有限公司浙江分行及寧波銀行股份有限公司分別於二零一五年二月九日及二零一五年二月十六日，分別就交通銀行委託貸款及寧波銀行委託貸款下為數人民幣33.6百萬元(相當於42.0

Management's Discussion and Analysis

管理層討論及分析

million (equivalent to HK\$42.0 million) and RMB141.8 million (equivalent to HK\$177.1 million) on 9 February 2015 and 16 February 2015, respectively.

In addition, the appraised value of the collaterals for the two entrusted loans was less than the aggregate amount due from the debtors under the two entrusted loans. As a result, the Group has made a provision for bad and doubtful debt in the amount of HK\$17.7 million in respect of the total amount due under the two entrusted loans of RMB160.0 million (equivalent to HK\$199.9 million).

* For identification purposes only. The English names are only translation of the official Chinese names. In case of inconsistency, the Chinese names shall prevail.

Disposal of 49.0% equity interest in GT (International) Fashion Company Limited ("GT Fashion")

As set forth in the announcement of the Company dated 10 and 11 September 2014, in respect of the disposal of the equity interest in an associate company, G-T (International) Fashion Company Limited ("GT Fashion"). The Company record a gain on disposal of HK\$14.6 million from the transaction. After the disposal of GT Fashion, the Group has no equity interest in GT Fashion. Further information is set forth in the announcements of the Company dated 10 and 11 September 2014.

Reclassification of the Group's equity investments in Zhejiang Haoran Property Company Limited (浙江浩然置業有限公司) ("Zhejiang Haoran")

As set forth in the announcement of the Company dated 25 March 2015, the Group has reclassified the equity investment in Zhejiang Haoran as a result of the fact that the Group's representatives have been removed as directors of Zhejiang Haoran since July 2014. The removal decision was unilaterally approved by a majority of the equity holders of Zhejiang Haoran. The Group was first aware of the accounting implications of such removal around the middle of March 2015 while preparing for the final results of the Group for the year ended 31 December 2014. The equity investment was previously recorded under the equity method as the Group's investment in an associate. Following the removal of the Group's representatives as directors of Zhejiang Haoran, the Group's equity investment in Zhejiang Haoran is currently treated as available-for-sale financial assets which is stated at fair value. As a corollary, an amount of HK\$83.5 million is charged to the profit and loss of the Group for the year ended 31 December 2014 representing the difference between the investment cost and the fair value of the equity investment upon the change in classification of the investment.

The recognition of the loss on transfer to available-for-sale financial assets is non-cash in nature. It is expected that this amount would not have any material impact on the cash flow or operation of the Group.

百萬港元)及人民幣141.8百萬元(相當於177.1百萬元)的申索已向破產管理人提交債權證明。

此外，兩項委託貸款的抵押品經評定價值低於根據兩項委託貸款應收債務人的總額。因此，本集團已就兩項委託貸款下的總額人民幣160.0百萬元(相等於199.9百萬元)作出金額為17.7百萬元港元的呆壞賬撥備。

* 英文版內僅供識別。英文版內的英文名稱僅為官方中文名稱的譯名。如有歧義，概以中文名稱為準。

出售思銳(國際)時尚有限公司(「思銳時尚」)的49.0%權益

誠如本公司日期為二零一四年九月十日及十一日的公佈所述，就出售一間聯營公司思銳(國際)時尚有限公司(「思銳時尚」)的股權而言，本公司自該交易錄得出售收益14.6百萬港元。於出售思銳時尚後，本集團概無持有思銳時尚的股權。進一步資料載於本公司日期為二零一四年九月十日及十一日的公佈內。

將本集團於浙江浩然置業有限公司(「浙江浩然」)的股權投資重新分類

誠如本公司日期為二零一五年三月二十五日的公佈所述，本集團將於浙江浩然的股權投資重新分類，原因為事實上本集團的代表已於二零一四年七月起被免除浙江浩然的董事職務。免除決定由浙江浩然的大部分股權持有人單方面批准。本集團約於二零一五年三月中知悉該免職決定對編製本集團截至二零一四年十二月三十一日止年度末期業績的會計影響。有關股權投資先前按權益會計法列作本集團於聯營公司的投資。隨著本集團的代表被免職浙江浩然的董事職務後，本集團於浙江浩然的股權投資目前被當作按公平值列賬的可供出售金融資產。以此計算，為數83.5百萬港元的金額須於截至二零一四年十二月三十一日止年度的本集團損益中扣除，即於改變投資分類後的投資成本與股權投資公平值之間的差額。

確認轉撥至可供出售金融資產所產生的虧損屬非現金性質。預期此金額將不會對本集團的現金流量或營運造成任何重大影響。

(3) Outlook

In respect of its OEM/ODM business, the Group will continue to focus on improving and enhancing product mix adjustment. The Group is committed to enriching its product offerings to provide customers with services of higher quality and more options. The Group will also continue to promote the research and development of new products to widen its business scope and balance production. Through working closely with international design teams, the Group will be able to provide customers with products and services of higher added value to maintain long-term and stable customer relationship and explore new customers of high quality. In terms of market layout, the Group will continue to focus on the U.S. market while expediting the development of European and Japanese markets and strategically and selectively exploring emerging markets.

Brand retail business remains to be the focus of the Group. In 2015, the Group will endeavour to further develop its brand retail business, provide consumers with products of higher quality and increase its market share through enhancing its image, expanding its sales network by carefully selecting store location, shutting down loss-making stores, improving stores' profitability, strengthening terminal team building and initiating various marketing campaigns. In addition to boosting sales in its physical stores, the Group will also seize the opportunities brought about by e-commerce and make use of online platforms to achieve exponential growth in its online business, so that its online and offline businesses can work to complement each other.

The Group introduced Vince Camuto, a famous American lifestyle brand, in 2014 to forge an all-round fashion brand covering shoes, handbags, apparel, sunglasses, watches and perfumes. The brand has entered the Chinese market preliminarily and is welcomed by consumers. The Group will strengthen its collaboration with fashion brands from Europe, the U.S., Japan and Korea and to introduce more international brands that can meet the needs of the Chinese market and provide a greater variety of international brands for the consumers to choose from.

The Group will endeavour to cope with the keen competition in the brand retail market by proactively developing its brand retail business, making it a new growth driver to facilitate the transformation and upgrade of the Group.

(3) 展望

對於原設備製造／原設計製造業務，本集團將繼續專注於提升及加強產品結構調整。本集團致力於更為豐富的产品組合，為客戶提供更優的服務與更多的選擇。持續推進新產品研究和開發，擴展業務範圍，平衡生產。通過與國際設計團隊的密切合作，為客戶提供更具附加價值的產品和服務，保持長期穩定的客戶關係，並開發優質新客戶。在市場佈局方面，本集團繼續以美國市場為主體，加快拓展歐洲及日本市場，有計劃有選擇的開發新興市場。

品牌零售業務依然將會是本集團的發展重心。二零一五年，本集團要通過提升其形象、優選店址拓展其銷售網絡、關閉虧損店鋪、增強店鋪盈利能力、加強終端團隊建設以及多種廣告營銷手段組合措施，致力將品牌零售業務進一步迅速發展，為消費者提供更優質的產品，提高市場佔有率。在做好實體店銷售的同時，本集團亦抓住電商發展契機，積極利用網銷平台，推動線上業務的幾何式增長，線上線下相互補充。

本集團於二零一四年引入美國知名生活休閒品牌 Vince Camuto，打造涵蓋鞋子、手袋、服裝、太陽鏡、手錶、香水等全系列的時尚品牌，已經初步進入中國市場，並受到了消費者歡迎。本集團將加強與歐美以及日韓時尚品牌的合作，致力於引進更多可符合中國市場需求的國際時尚品牌，為消費者提供更多的時尚選擇。

本集團將致力於應對品牌零售市場的激烈競爭，方式為發展品牌零售業務，使之成為集團新的增長點，同時帶動集團的轉型和升級。

(4) Human Resources

As of 31 December 2014, the Group had approximately 9,000 full-time employees. Staff costs (excluding share-based payments) for 2014 stand at HK\$566.8 million, representing an increase of 0.9% over the previous year.

The Group recognises the importance of good relationships with its employees and has adopted an incentive bonus scheme for them, under which bonuses are determined every year based on the performance of individual employees and with reference to the Group's annual profits and performance. Our Directors believe that a competitive remuneration package, a safe and comfortable workplace, and career development opportunities are incentives for employees to excel in their areas of responsibilities.

Pursuant to the applicable laws and regulations, the Group has participated in relevant defined contribution retirement schemes administrated by the Chinese government authorities for the Group's employees in China. For the Group's employees in Hong Kong, all the arrangements pursuant to the mandatory provident fund requirements set forth under the Mandatory Provident Fund Schemes Ordinance (Chapter 485 of the Laws of Hong Kong) are duly implemented. There is no mandatory retirement schemes under the applicable laws and regulations in the US. The Group has not implemented retirement schemes for the Group's employees in the US.

(4) 人力資源

於二零一四年十二月三十一日，本集團僱用約9,000名全職僱員。二零一四年的員工成本(不包括以股份為基礎之付款)維持於566.8百萬港元，較上一年上升0.9%。

本集團瞭解與其僱員保持良好關係的重要性，並已為彼等採納獎勵花紅計劃，該計劃乃根據個別僱員的表現並參考本集團之年度盈利及表現而每年釐定有關花紅。董事相信一項具競爭力的薪酬待遇、一個安全且舒適的工作環境及職業發展機會，均是對僱員在所負責範疇展現超卓表現的獎勵。

根據適用法律及法規，本集團已為本集團於中國的僱員參加由中國政府機關管理的相關定額供款退休計劃。就本集團於香港的僱員而言，根據香港法例第485章強制性公積金計劃條例所載的強制性公積金規定作出的所有安排已妥善實施。美國適用法律及法規內並無規定設立強制性退休計劃。本集團並無為本集團於美國的僱員實施退休計劃。

Directors and Senior Management

董事及高層管理人員

Executive Directors

Mr. TING Man Yi, aged 58, is the Chairman of the Group and an executive Director. Mr. TING started the business of the Group in December 1992 and has considerable experience in the silk fabric and silk garment manufacturing and trading business. Prior to establishing the initial company of the Group, Mr. TING worked for Hangzhou Silk Industrial Company (杭 州 市 絲 綢 工 業 公 司) from 1981 to 1986. Mr. TING is currently responsible for the overall strategic planning of the Group, especially overseeing the expansive manufacturing industrial complex in Hangzhou, as well as the planning and implementation of major new investments and projects of the Group. Mr. TING is the elder brother of Mr. TING Hung Yi and Mr. DING Jianer, and the younger brother of Ms. DING Yinger.

Mr. TING Hung Yi, aged 54, is the Chief Executive Officer of the Group and an executive Director. Mr. TING joined the Group in May 2002 and is principally responsible for the strategic development of the Group's OEM, ODM, and retail businesses. Prior to joining the Group, Mr. TING was the general manager of a trading company in Hong Kong between 1991 and 2002. Mr. TING graduated from Zhejiang Sci-Tech University (浙 江 理 工 大 學), formerly known as Zhejiang Institute of Silk Textiles (浙 江 絲 綢 工 學 院), in 1987 and has over 20 years of experience in the operations of garment export. Mr. TING is the younger brother of Mr. TING Man Yi, Mr. DING Jianer and Ms. DING Yinger, as well as the brother-in-law of Mr. CHEN Jun.

Mr. DING Jianer, aged 55, is an executive Director of the Group. Mr. DING joined the Group in October 1996 when he was first involved in the management and business operations of Shenzhen Fuhowe Fashion Company Limited. He has considerable experience in the silk garment manufacturing business, with focus on various specific areas ranging from the operations of weaving plants, sales and marketing to printing and dyeing and is responsible for the Group's fabric research and development along with innovative techniques. Mr. DING is the younger brother of Mr. TING Man Yi and Ms. DING Yinger and the elder brother of Mr. TING Hung Yi.

Mr. CHEUNG Ting Yin, Peter, aged 51, is an executive Director of the Company and the managing director of Concept Creator Fashion Limited. Mr. CHEUNG has extensive experience in the garment and textile industry and joined the Group in January 2000, and oversees the Group's sales and marketing teams. Mr. CHEUNG obtained a Bachelor of Arts (cum laude) Degree from the University of Washington in 1987, and a Master's Degree in Business Administration from Simon Fraser University in 1990. Mr. CHEUNG was admitted as a member of the Golden Key National Honor Society and Phi Beta Kappa in 1986 and 1988, respectively.

Independent Non-executive Directors

Dr. CHENG Chi Pang, aged 57, was appointed as an independent non-executive Director in November 2005. Dr. CHENG obtained a Bachelor's Degree in Business in 1992, a Master's Degree in Business Administration in 1997, an Honorary Doctorate Degree of Philosophy in Business Management in 2003 and a Master's Degree in Laws (Chinese and Comparative Law) in 2009. Dr. CHENG is an associate member of the Hong Kong Institute of Certified Public Accountants, CPA Australia, the Taxation Institute of Hong Kong and a member of the Institute of Chartered Accountants in England and Wales.

執行董事

丁敏兒先生，58歲，本集團主席兼執行董事。丁先生於一九九二年十二月開展本集團業務，並在絲綢面料及絲綢成衣製造及貿易業務擁有豐富經驗。彼成立本集團的初始公司前，曾於一九八一年至一九八六年間在杭州市絲綢工業公司任職，現時負責本集團的整體策略規劃，尤其是監督本集團位於杭州的龐大工業園，以及規劃及實行本集團的主要全新投資及項目。丁先生為丁雄尔先生和丁建兒先生的胞兄，並為丁英兒女士的胞弟。

丁雄尔先生，54歲，本集團行政總裁兼執行董事。丁先生於二零零二年五月加盟本集團，主要負責本集團原設備製造、原設計製造及零售業務的策略發展。丁先生加盟本集團前，曾於一九九一年至二零零二年間出任香港一家貿易公司的總經理。彼於一九八七年畢業於浙江理工大學(前稱浙江絲綢工學院)，經營成衣出口業務逾二十年。丁先生為丁敏兒先生、丁建兒先生及丁英兒女士的胞弟，亦為陳俊先生的襟兄。

丁建兒先生，55歲，本集團執行董事。丁先生於一九九六年十月加盟本集團，起初參與深圳富豪時裝有限公司的管理工作及業務營運。彼在絲綢成衣製造業務經驗豐富，專注於織造廠營運、銷售及營銷以至印染等不同範疇，並負責本集團利用創新技術的布料研究及發展。丁先生為丁敏兒先生和丁英兒女士的胞弟，並為丁雄尔先生的胞兄。

張定賢先生，51歲，本公司執行董事兼創越時裝有限公司的董事總經理。張先生在成衣及紡織業積累豐富經驗，並於二零零零年一月加盟本集團，負責監督本集團的銷售及營銷團隊。張先生於一九八七年獲取華盛頓大學文學士(優等)學位，後於一九九零年獲西門弗雷澤大學(Simon Fraser University)頒授工商管理碩士學位。張先生於一九八六年及一九八八年先後獲認許為Golden Key National Honor Society及Phi Beta Kappa會員。

獨立非執行董事

鄭志鵬博士，57歲，於二零零五年十一月獲委任為獨立非執行董事。鄭博士於一九九二年取得商學士學位、於一九九七年取得工商管理碩士學位、於二零零三年取得工商管理榮譽哲學博士學位及於二零零九年取得法學(中國法與比較法)碩士學位。鄭博士是香港會計師公會、澳洲會計師公會及香港稅務學會的會員，並為英格蘭與威爾士特許會計師公會的會員。

Directors and Senior Management

董事及高層管理人員

Dr. CHENG is a Certified Public Accountant practicing in Hong Kong with over 30 years of experience in auditing and business advisory as well as financial management. Dr. CHENG was chief executive and group financial controller of NWS Holdings Limited ("NWSH"), the shares of which are listed on the Stock Exchange. Prior to joining NWSH, he was a senior manager of an international accounting firm. Dr. Cheng is now senior partner of Leslie Cheng & Co. as well as an independent non-executive director and chairman of audit committee of Nine Dragons Paper (Holdings) Limited, Tianjin Port Development Holdings Limited and Fortune Sun (China) Holdings Limited all being companies listed on the Stock Exchange of Hong Kong Limited and chief executive officer of L&E Consultants Limited. Dr. CHENG is currently a non-executive director of Wai Kee Holdings Limited and Build King Holdings Limited, companies listed on The Stock Exchange of Hong Kong Limited.

Mr. WONG Chi Keung, aged 60, was appointed as an independent non-executive Director in November 2005. Mr. WONG holds a master's degree in business administration from the University of Adelaide in Australia. He is a fellow member of the Hong Kong Institute of Certified Public Accountants, The Association of Chartered Certified Accountants and CPA Australia, an associate member of The Institute of Chartered Secretaries and Administrators and The Chartered Institute of Management Accountants. Mr. Wong is also the Responsible Officer of Greater China Capital Limited (formerly known as Sinox Fund Management Limited) and is licensed to carry out certain regulated activities under the Securities and Futures Ordinance namely asset management, advising on securities and advising on corporate finance.

Mr. Wong has over 36 years of experience in finance, accounting and management, and was, for over 10 years, an executive director, deputy general manager, group financial controller and company secretary of Yuexiu Property Company Limited (formerly known as Guangzhou Investment Company Limited), a company listed on the Stock Exchange. He is also an independent non-executive director and a member of the audit committee of Asia Orient Holdings Limited, Asia Standard International Group Limited, Century City International Holdings Limited, China Nickel Resources Holdings Company Limited, ENM Holdings Limited, Golden Eagle Retail Group Limited, PacMOS Technologies Holdings Limited, Paliburg Holdings Limited, Regal Hotels International Holdings Limited, TPV Technology Limited, Ngai Lik Industrial Holdings Limited and Zhuguang Holdings Group Company Limited, which are all listed on the Stock Exchange of Hong Kong Limited. Mr. Wong has retired as an independent non-executive director, the chairman of the audit committee, remuneration committee and nomination committee of PacMOS Technologies Holdings Limited with effect from 1 July 2014.

On 25 March 2015, Mr Wong was appointed as an independent non-executive director, the chairman of the audit committee, a member of each of the remuneration committee and nomination committee of Changfeng Axle (China) Company Limited (stock code: 1039).

鄭博士是香港執業會計師，在審核及商業諮詢以及財務管理方面積逾三十年經驗。鄭博士曾出任於聯交所上市的新創建集團有限公司（「新創建」）的主要行政人員及集團財務總監，在加入新創建前，彼曾於一家國際會計師事務所擔任高級經理。鄭博士現任鄭志鵬會計師事務所高級合夥人。鄭博士現時亦擔任玖龍紙業（控股）有限公司、天津港發展控股有限公司及富陽（中國）控股有限公司（全部均為於香港聯合交易所有限公司上市的公司）之獨立非執行董事暨審核委員會主席，以及利達商業顧問有限公司行政總裁。鄭博士現為兩家於香港聯合交易所有限公司上市的公司惠記集團有限公司及利基控股有限公司的非執行董事。

黃之強先生，60歲，於二零零五年十一月獲委任為獨立非執行董事。黃先生獲澳洲阿得雷德大學頒發工商管理碩士學位，並為香港會計師公會、英國特許公認會計師公會及澳洲會計師公會之資深會員，及英國特許秘書及行政人員公會及英國特許管理會計師公會之會員；亦為漢華資本有限公司（前稱利禾資金管理有限公司）之註冊負責人員，持牌進行香港證券及期貨條例下若干受規管活動，即資產管理、證券顧問及企業融資顧問。

黃先生於財務、會計及管理方面積累了逾三十六年之經驗，並曾出任越秀地產股份有限公司（前稱越秀投資有限公司）之執行董事、副總經理、集團財務總監及公司秘書超過十年，該公司於聯交所上市。黃先生亦為匯漢控股有限公司、泛海國際集團有限公司、世紀城市國際控股有限公司、中國鎳資源控股有限公司、安寧控股有限公司、金鷹商貿集團有限公司、弘茂科技控股有限公司、百利保控股有限公司、富豪酒店國際控股有限公司、冠捷科技有限公司、毅力工業集團有限公司及珠光控股集團有限公司之獨立非執行董事兼審核委員會成員，上述所有公司均在香港聯合交易所有限公司上市。黃先生已退任弘茂科技控股有限公司的獨立非執行董事以及審核委員會、薪酬委員會及提名委員會主席，自二零一四年七月一日起生效。

於二零一五年三月二十五日，黃先生獲委任為暢豐車橋（中國）有限公司（股份代號：1039）之獨立非執行董事、審核委員會主席，以及薪酬委員會及提名委員會成員。

Mr. LEUNG Man Kit, aged 61, was appointed as an independent non-executive Director in November 2005. Mr. LEUNG obtained a Bachelor's Degree in Social Science from the University of Hong Kong in 1977. Mr. LEUNG has over 25 years of experience in project finance and corporate finance and has held senior positions with Peregrine Capital (China) Limited, Crosby Securities (HK) Limited and Swiss Bank Corporation, Hong Kong Branch. Mr. LEUNG was also a director of Emerging Markets Partnership (Hong Kong) Limited which was the principal adviser to the AIG Infrastructure Fund L.P.

Mr. LEUNG is an independent non-executive director and audit committee member of NetEase, a NASDAQ listed company. Mr. LEUNG is also an independent non-executive director and audit committee member of Orange Sky Golden Harvest Entertainment (Holdings) Limited (formerly known as Golden Harvest Entertainment (Holdings) Limited), and China Huiyuan Juice Group Limited, which are all companies listed on the Stock Exchange of Hong Kong Limited. He is also executive director of Chanceton Financial Group Limited (stock code:8020) a company listed on the GEM Board of the Stock Exchange of Hong Kong.

On 28 March 2014, Mr. Leung was appointed as an independent non-executive director and chairman of audit committee of Optics Valley Union Holding Company Limited, a company listed on the Stock Exchange of Hong Kong ("Stock Code: 798"). Optics Valley is engaged primarily in the development and operation of large scale business parks with distinctive industry themes.

On 9 July 2014, Mr. Leung was appointed as an independent non-executive director and chairman of audit committee of Luye Pharma Group Ltd, a company listed on the Stock Exchange of Hong Kong ("Stock Code: 2186"). Luye Pharma primary business is the manufacture, sale and distribution of drugs and medicine.

Corporate Management Team

Export, OEM and ODM Business

Ms. LI Yuet Mui, Xera, aged 55, is a vice president of the Group and the managing director of China Ting Garment Mfg (Group) Limited. Ms. LI joined China Ting Garment in May 2002 and is responsible for the strategic development of the Company, focusing on its sales, marketing and overall management. Ms. LI has over 25 years of experience in the garment industry and, prior to joining the Group, Ms. LI worked in a couple of well-established companies in the garment industry.

Mr. SHEN Ren, Tony, aged 38, is the president of China Ting Fashion Group (USA) LLC. Mr. SHEN joined the Group in 2005 and has assumed the management post since late 2008. Mr. SHEN holds an LLB from Zhejiang University Law School, an LLM from University of Glasgow, Scotland (International Law) and an LLM from University of Warwick, UK (Law in Development). Prior to joining the group, Mr. SHEN worked as assistant manager within the Department of Government Procurement of China and as consultant in the international legal firm Horwath & Partners, Shanghai.

梁民傑先生，61歲，於二零零五年十一月獲委任為獨立非執行董事。梁先生於一九七七年取得香港大學社會科學學士學位。梁先生在項目融資及企業融資方面擁有逾二十五年經驗，並曾出任百富勤融資(中國)有限公司、香港高誠證券有限公司及瑞士銀行香港分行之高層成員。梁先生亦曾任Emerging Markets Partnership (Hong Kong) Limited之董事，該公司曾是美國友邦集團亞洲基礎設施投資基金之總顧問。

梁先生為美國納斯達克上市公司網易之獨立非執行董事兼審核委員會成員。梁先生亦為橙天嘉禾娛樂(集團)有限公司(前稱嘉禾娛樂事業(集團)有限公司)及中國匯源果汁集團有限公司之獨立非執行董事兼審核委員會成員，上述所有公司均在香港聯合交易所有限公司上市。梁先生亦香港聯交所創業板上市公司川盟金融集團有限公司(股份代號：8020)之執行董事。

於二零一四年三月二十八日，梁先生獲委任為香港聯交所上市公司光谷聯合控股有限公司(股份代號：798)之獨立非執行董事兼審核委員會主席。光谷主要從事開發及運營產業主題鮮明的大型產業園。

於二零一四年七月九日，梁先生獲委任為香港聯交所上市公司綠叶制藥集團有限公司(股份代號：2186)之獨立非執行董事兼審核委員會主席。綠叶制藥之主要業務為製造、銷售及分銷藥品及藥物。

企業管理團隊

出口、原設備製造及原設計製造業務

李月妹女士，55歲，本集團副總裁兼華鼎製衣(集團)有限公司董事總經理。李女士於二零零二年五月加盟華鼎製衣，負責公司策略發展，專注於銷售、營銷及整體管理，在成衣業有逾二十五年經驗。李女士加盟本集團前，曾在成衣業內多家大公司工作。

沈人先生，38歲，China Ting Fashion Group (USA) LLC總裁。沈先生於二零零五年加盟本集團，自二零零八年年底起負責管理職務。沈先生持有浙江大學法學院的法律學士、蘇格蘭格拉斯哥大學的法律碩士(國際法律)及英國華威大學的法律碩士(法律發展)。沈先生加盟本集團前，曾先後出任中國政府採購部門助理經理及國際律師行浩信律師事務所上海辦事處顧問。

Directors and Senior Management

董事及高層管理人員

Weaving and Apparel Production Management

Mr. YE Ai Min, aged 54, is a vice president of the Group and is responsible for overseeing the Group's production management. Mr. YE joined the Group in August 1993 and has served in various posts since, including being the general manager of Shenzhen Fuhowe Fashion Company Limited and Hangzhou China Ting Fashion Company Limited. Mr. YE graduated from Zhejiang Medical University (浙江醫科大學) in 1983 with a bachelor's degree in medicine. Mr. YE has more than ten years of experience in apparel production management and product quality control.

Mr. FU Xiao Bo, aged 52, is a vice president of the Group overseeing its export business and product development in Hangzhou. Mr. FU joined the Group in May 1997. Mr. FU has considerable experience in business expansion notably in fabric and product innovation, fabrication and production techniques. In 1984, Mr. FU graduated with bachelor's degree from Zhejiang Sci-Tech University (浙江理工大學), formerly known as Zhejiang Institute of Silk Textiles (浙江絲綢工學院). He also received extensive fabric technical training in Germany before he joined the Group.

Ms. SHEN Xuan, aged 38, joined the Group in 2002 and is a vice president of the Group and general manager of Zhejiang Xinan Fashion Company Limited, in charge of finance, sourcing and production of retail business of the Group. Ms. Shen graduated from Zhejiang University of Finance and Economics and has considerable experience in the management of apparel manufacturing, production management and product quality control. Ms. Shen is also the niece of Mr. TING Man Yi, Mr. TING Hung Yi, and Mr. DING Jianer.

Retail and Brand Management

Mr. LIU Gang, aged 53, is a vice president of the Group and the managing director of Zhejiang China Ting Brand Management Company Limited and the director for art and design for the Group. Mr. LIU joined the Group in August 1998 and is responsible for the design, promotion and management and exploitation of the Group's various in-house brand names in the China market, including the Group's own brands of FINITY, ELANIE and RIVERSTONE. Mr. LIU graduated from Zhejiang Sci-Tech University (浙江理工大學) formerly known as Zhejiang Institute of Silk Textiles (浙江絲綢工學院) in 1987.

Mr. CHEN Jun, aged 53, is a vice president of the Group and the general manager of Finity International Fashion Company Limited, joining the Group in 1999. Since 2001, as general manager of the above-mentioned fashion company, he has been responsible for the manufacturing, sales, promotion and marketing of the brands' apparel retail business in China. Mr. CHEN is very experienced in market promotion and branded apparel development in the PRC. He graduated from the Zhejiang Radio and Television University (浙江廣播電視大學) in 1983 and he is also the brother-in-law of Mr. TING Hung Yi, an executive director.

織造及服裝生產管理

葉愛民先生，54歲，本集團副總裁，負責監督本集團的生產管理工作。彼於一九九三年八月加盟本集團，先後擔任深圳富豪時裝有限公司及杭州華鼎時裝有限公司的總經理等多個職務。葉先生於一九八三年獲浙江醫科大學頒授醫學學士學位，具有超過十年服裝生產管理及產品質量監控的經驗。

傅小波先生，52歲，本集團副總裁，負責監督本集團於杭州的出口業務及產品發展工作。傅先生自一九九七年五月加入本集團，尤其在布料及產品創新、面料及生產工藝方面之業務拓展具有非常豐富的經驗。傅先生於一九八四年獲浙江理工大學(前稱浙江絲綢工學院)頒授學士學位。彼亦於加盟本集團前於德國接受廣泛的面料技術培訓。

沈璇女士，38歲，於二零零二年加入本集團，為本集團副總裁兼浙江信安時裝有限公司總經理，負責本集團零售業務的財務、採購及生產。沈女士畢業於浙江財經學院，具有豐富的服裝製造管理、生產管理以及產品質量監控經驗。彼亦為丁敏兒先生、丁雄尔先生及丁建兒先生的外甥女。

零售及品牌管理

劉剛先生，53歲，本集團副總裁兼浙江華鼎品牌管理有限公司董事總經理及本集團藝術設計總監。劉先生於一九九八年八月加盟本集團，負責設計、宣傳及管理，以及開發本集團於中國市場的多個自有品牌，包括 FINITY (菲妮迪)、ELANIE (依蘭) 及 RIVERSTONE (瑞弗史東)。劉先生於一九八七年畢業於浙江理工大學(前稱浙江絲綢工學院)。

陳俊先生，53歲，本集團副總裁兼菲妮迪國際時裝有限公司總經理，於一九九九年加入本集團，自二零零一年起出任上述時裝公司總經理，負責就本集團品牌服裝的中國零售業務進行製造、銷售、宣傳及營銷工作。陳先生在中國的市場宣傳及品牌服裝發展方面擁有豐富經驗。陳先生在一九八三年畢業於浙江廣播電視大學，為執行董事丁雄尔先生的襟弟。

Mr. HE Yi Min, aged 48, is a vice president of the Group and the general manager of Finity Fashion (Shenzhen) Company Limited. Mr. HE joined the group in April 1998 assuming the said post of general manager in 2003. With more than 10 years of experience in garment manufacturing and fashion retail sales behind him, Mr. HE is currently in charge of the retail operations of the ELANIE brand. Mr. HE obtained a bachelor's degree in education from the Zhejiang Normal University (浙江師範大學) in 1990.

Investor Relations and Global Business Development

Ms. WOOD Sharon, aged 66, originally director of Concept Creator Limited, France, with responsibilities for the Group's overall European operations, is now the vice president of the Group responsible for investor relations and global business development while maintaining her role as director of sales for Europe. Ms. WOOD holds a Master's degree in Business Consultation and Professional Coaching for Change Management from joint faculties HEC, France and Oxford University, UK. Ms. WOOD has over 25 years of management experience with 10 years in the service industry (Air France HK Regional office) and over 15 years in the textile sector, specializing in market development, sales and corporate management. Ms. WOOD joined the Group in June 2002.

Accounting, Finance and Administration

Mr. FANG Long, aged 59, is a vice president of the Group, responsible for the Group's administration and public relations in China. Mr. FANG joined the Group in August 2000 and was, formerly, deputy general manager of Finity Fashion (Shenzhen) Company Limited until late March 2003. Mr. FANG is currently in charge of administration and corporate management, including offices, production facilities and properties, of the China Ting Industrial Complex in Hangzhou. Mr. FANG also assumes responsibilities as General Manager of the Group's latest wool mill joint venture with Italian partners. Mr. FANG completed undergraduate studies at Jiangxi University (江西大學) in 1989.

Mr. MAO Jian Hua, aged 61, is the Financial Controller and Chief Accountant of the Group. Mr. MAO joined the Group in December 2003 and is responsible for the overall accounting and budget control for the Group's OEM production in China. Mr. MAO is a holder of the Certificate of Certified Public Valuer of the PRC (中華人民共和國註冊資產評估師證書) as well as a member of the Chinese Institute of Certified Public Accountants (中國註冊會計師協會). Mr. MAO has over 20 years of work experience in financial management and accounting in China.

Ms. DING Yinger, aged 65, is the General Manager (Finance) of the Group in China. Ms. DING joined the group in March 2002 and is responsible for the management of funds for the Group and overall financial management and control of the Group's retail business in China. Ms. DING has considerable experience in financial management and is the elder sister of Mr. TING Man Yi, Mr. TING Hung Yi, and Mr. DING Jianer.

何一民先生，48歲，本集團副總裁兼菲妮迪時裝(深圳)有限公司總經理。何先生於一九九八年四月加盟本集團，於二零零三年起擔任上述公司總經理，何先生在製衣及時裝零售業積逾十年經驗，現時負責ELANIE(依蘭)品牌的零售業務。何先生於一九九零年獲浙江師範大學頒授教育學士學位。

投資者關係及全球業務發展

吳德慧女士，66歲，原任法國創越時裝有限公司的董事，負責本集團的整體歐洲業務，現為本集團副總裁，負責投資者關係及全球業務發展，同時兼任歐洲的銷售董事。吳女士持有法國HEC大學及英國牛津大學合辦的業務諮詢及轉變管理專業指導(Business Consultation and Professional Coaching for Change Management)碩士學位。吳女士擁有逾二十五年管理經驗，其中十年累積自服務業(法國航空公司香港地區辦事處)及逾十五年累積自紡織業，擅長市場開發、銷售及企業管理。吳女士於二零零二年六月加盟本集團。

會計、財務及行政管理

方隆先生，59歲，本集團副總裁，負責本集團的中國行政管理及公共關係。方先生於二零零零年八月加入本集團，曾擔任菲妮迪時裝(深圳)有限公司副總經理，直至二零零三年三月底為止。方先生現時負責的行政管理和企業管理工作，包括管理座落於杭州華鼎工業園內的辦事處、生產設施及物業。方先生亦擔任本集團與意大利業務夥伴合營的最新羊毛紡織合營企業的總經理。方先生於一九八九年修畢江西大學本科課程。

茅建華先生，61歲，本集團財務總監兼總會計師。茅先生於二零零三年十二月加盟本集團，負責本集團的中國原設備製造生產的整體會計及財政預算監控。茅先生持有中華人民共和國註冊資產評估師證書，並為中國註冊會計師協會會員。茅先生於中國從事財務管理及會計工作逾二十年。

丁英兒女士，65歲，本集團的中國總經理(財務)。丁女士於二零零二年三月加盟本集團，負責為本集團管理基金以及本集團中國零售業務的整體財務管理及監控。丁女士在財務管理方面經驗豐富。丁女士為丁敏兒先生、丁雄兒先生及丁建兒先生的胞姐。

Directors and Senior Management

董事及高層管理人員

Mr. CHENG Ho Lung, Raymond, aged 37, is the Financial Controller and also the Company Secretary of the Group. Mr. CHENG joined the Group in May 2005, and is responsible for the Group's overall matters related to financial and treasury management, financial accounting and reporting, budgetary control, taxation and statutory audit. Mr. CHENG graduated from the Hong Kong University of Science and Technology and also holds a Master's Degree in Business Administration (MBA) from the Chinese University of Hong Kong. He is an associate member of the Hong Kong Institute of Certified Public Accountants, and a fellow member of the Association of Chartered Certified Accountants. Prior to joining the Group, Mr. CHENG worked as audit manager for an international accounting firm in Hong Kong.

鄭浩龍先生，37歲，本集團的財務總監以及公司秘書。鄭先生於二零零五年五月加入本集團，現負責本集團財務及財資管理、財務會計及申報、財政預算監控、稅務及法定審核方面之整體事務。鄭先生畢業於香港科技大學，並持有香港中文大學工商管理碩士學位。彼亦為香港會計師公會會員及英國特許公認會計師公會資深會員。鄭先生加盟本集團前，曾在香港一家國際會計師事務所擔任核數經理。

Corporate Governance Report

企業管治報告

The Directors recognise the importance of corporate governance and are committed in maintaining high-standards of corporate governance in the management structure and internal control procedures of the Group, in order to make sure that all business activities of the Group and the decision-making process are properly regulated to safeguard shareholders' interests as well as the Company's assets to lead and manage the Company to success. We recognize the value and importance of achieving high corporate governance standards to promote corporate transparency and accountability and to enhance shareholders' value. This report summarises how the principles as set forth in the Corporate Governance Code and Corporate Governance Report have been applied in respect of the year ended 31 December 2014. The company has complied with the principles and code provisions set forth in the Corporate Governance Code (the "CG Code") under Appendix 14 to The Rules Governing the Listing of Securities on the Stock Exchange (the "Listing Rules") throughout the year ended 31 December 2014.

We will periodically review and improve our corporate governance practices with reference to the latest corporate governance developments. The key corporate governance principles and practices of our Company are summarized below.

The Board of Directors

Board Composition

The Board currently comprises seven directors and the composition is set forth as follows:

Mr. TING Man Yi 丁敏兒先生	Chairman and Executive Director 主席兼執行董事
Mr. TING Hung Yi 丁雄尔先生	Chief Executive Officer and Executive Director 行政總裁兼執行董事
Mr. DING Jianer 丁建兒先生	Executive Director 執行董事
Mr. CHEUNG Ting Yin, Peter 張定賢先生	Executive Director 執行董事
Dr. CHENG Chi Pang 鄭志鵬博士	Independent Non-Executive Director 獨立非執行董事
Mr. WONG Chi Keung 黃之強先生	Independent Non-Executive Director 獨立非執行董事
Mr. LEUNG Man Kit 梁民傑先生	Independent Non-Executive Director 獨立非執行董事

The Board is responsible for the leadership and control of our Group. The principal roles of the Board are:

- to formulate the medium and long-term strategies of our Group;
- to lay down the objectives, policies and business plans of our Group;
- to monitor and evaluate the Group's operating and financial performance;

董事認為企業管治對本集團管理架構及內部監控程序而言至為重要，並致力維持高水平的企業管治，以確保本集團一切業務活動及決策過程得以妥善規管，保障股東利益及本公司的資產以領導及管理本公司邁向成功。我們認識到實現高水平的企業管治對改善企業透明度及問責性以及提升股東價值之意義及重要性。本報告概述於截至二零一四年十二月三十一日止年度如何應用企業管治守則及企業管治報告所載的原則。本公司已於截至二零一四年十二月三十一日止整個年度內遵守聯交所證券上市規則（「上市規則」）附錄14下的企業管治守則（「企業管治守則」）所載的原則及守則規定。

我們將定期參考最新的企業管治發展檢討及改善我們的企業管治常規。本公司的重要企業管治原則及常規概述如下。

董事會

董事會組成

董事會目前由七位董事組成，其組成載列如下：

董事會負責領導及監控本集團。董事會之主要角色為：

- 制訂本集團之中期及長遠策略；
- 訂立本集團之目標、政策及業務計劃；
- 監控及評估本集團之營運及財務表現；

Corporate Governance Report

企業管治報告

- to review and approve the Group's annual operating and capital expenditure budgets, interim and annual results, material contracts and transactions, declaration of dividend, Directors' appointment or re-appointment following the recommendation(s) by the Nomination Committee as well as other ad hoc matters which need to be dealt with by the Board;
 - to establish effective control measures so as to assess and manage risks in pursuit of our objectives; and
 - to review and ensure the Group has in place adequate accounting systems and appropriate human resources to fulfill the accounting and financial reporting functions.
- 審閱及批准本集團之年度營運及資本開支預算、中期及年度業績、重大合約及交易、股息宣派、依據提名委員會之推薦建議委任或重新委任董事以及其他需要董事會處理的特定事項；
 - 建立有效控制措施來進行風險評估及管理以達至本集團之目標；及
 - 檢討及確保本集團有充足的會計系統及合適的人力資源以履行會計及財務申報職能。

The Board delegates day-to-day operations of the Company to the management of the Group, who possesses extensive operating experience and industry knowledge, and also instructs the management to implement the Board's decisions and resolutions. In addition, the Board has also delegated certain specific responsibilities to various Board committees, namely, the Audit Committee, the Remuneration Committee and Nomination Committee. The Board currently comprises four executive Directors and three independent non-executive Directors. Details of the Directors are set forth on pages 25 to 27 of this report.

董事會將本公司的日常營運事務授權本集團管理層處理，管理層擁有豐富的營運經驗及行業知識，亦指示管理層施行董事會的決定及決議案。此外，董事會亦將若干項具體職責授權各董事會委員會，即審核委員會、薪酬委員會及提名委員會承擔。董事會目前由四位執行董事及三位獨立非執行董事組成。董事的詳情載列於本報告第25至第27頁。

The Board is also responsible for performing the corporate governance duties set out in its terms of reference, including:

董事會亦須履行其職權範圍所載之企業管治職能，包括：

- to develop and review the Company's policies and practices on corporate governance;
 - to review and monitor the training and continuous professional development of Directors and senior management;
 - to review and monitor the Company's policies and practices on compliance with legal and regulatory requirements;
 - to develop, review and monitor the code of conduct and compliance manual (if any) applicable to employees and Directors of the Company; and
 - to review the Company's compliance with the code provisions as set out in Appendix 14 to the Listing Rules and disclosure in the corporate governance report.
- 發展及檢討本公司之企業管治政策及常規；
 - 檢討及監督董事及高層管理人員之培訓及持續專業發展；
 - 檢討及監督本公司有關遵守法例及監管規定之政策及常規；
 - 發展、檢討及監督適用於本公司僱員及董事之行為守則及合規手冊(如有)；及
 - 檢討本公司遵守上市規則附錄14所載守則條文之情況及於企業管治報告之披露。

The four executive Directors include three brothers, namely Mr. TING Man Yi, Mr. TING Hung Yi and Mr. DING Jianer, and Mr. CHEUNG Ting Yin, Peter. Mr. CHEUNG Ting Yin, Peter has no family relationship with any of the other executive and independent non-executive Directors.

The Company has entered into service contract with each of the executive directors and appointment letter with each of the independent non-executive directors setting out their duties, terms and conditions of service and appointment, respectively.

The articles of association of our Company (“Articles of Association”) provide that all our Directors are subject to retirement by rotation at least once every three years and at each annual general meeting, one-third of our Directors for the time being or, if the number is not a multiple of three, then the number nearest to but not less than one-third, shall retire from office by rotation and offer themselves for re-election. As such, the Board considers that sufficient measures have been put in place to ensure our Company’s corporate governance practice in this aspect provides sufficient protection for the interests of shareholders to a standard commensurate with that of the code.

The Articles of Association also provides that any Director appointed to fill a casual vacancy or as an addition to the Board shall hold office only until the Company’s next following general meeting and shall then be eligible for re-election at that meeting.

The Board considers that its diversity is a vital asset to the business. During the year, the Board adopted a board diversity policy for better transparency and governance. Board appointments are based on merit and candidates are considered against objective criteria, having due regard for the benefits of diversity on the Board, including but not limited to age, cultural and educational background, professional experience, skills, knowledge and length of service.

四位執行董事包括丁敏兒先生、丁雄尔先生及丁建兒先生三兄弟，以及張定賢先生。張定賢先生與任何其他執行董事及獨立非執行董事並無任何親屬關係。

本公司已與各執行董事訂立服務合約及與各獨立非執行董事訂立委任函件，當中分別載列彼等之職責、服務及委任期限及條件。

本公司組織章程細則（「組織章程細則」）規定，所有董事須至少每三年輪值退任一次。於每屆股東週年大會上，其時三分之一之董事（倘人數並非三之倍數，則最接近但不少於三分之一之人數）須輪值告退並膺選連任。因此，董事會認為此方面已採取足夠措施確保本公司之企業管治常規可充分保障股東之權益，並符合與守則相當的標準。

組織章程細則亦規定，就填補臨時空缺或新增現有董事會成員而委任之任何董事，其任期直至本公司下屆股東大會為止，屆時將合資格於會上膺選連任。

董事會認為其成員多元化是業務的重要資產。年內，董事會採納董事會成員多元化政策，以實現更高透明度及管治。董事會委任乃根據才能而定，候選人則根據客觀準則而予以考慮，並經充分考慮董事會多元化的利益，包括但不限於年齡、文化及教育背景、專業經驗、技能、知識及年資長短。

Corporate Governance Report

企業管治報告

Board Meetings

The Board, Audit Committee, Remuneration Committee and Nomination Committee had held 4, 2, 1 and 1 meeting respectively in 2014. The attendance at the Board, respective Board Committee meetings and Annual General Meeting held in 2014 are as follows:

董事會會議

董事會、審核委員會、薪酬委員會及提名委員會於二零一四年分別舉行4次、2次、1次及1次會議。二零一四年舉行的董事會、董事會委員會各自的會議及股東週年大會的出席記錄如下：

Director 董事	Board 董事會	Audit Committee 審核委員會	Remuneration Committee 薪酬委員會	Nomination Committee 提名委員會	Annual General Meeting 股東週年大會
Executive Director					
執行董事					
Mr. TING Man Yi 丁敏兒先生	4/4	—	—	—	1/1
Mr. TING Hung Yi 丁雄尔先生	4/4	—	1/1	1/1	1/1
Mr. DING Jianer 丁建兒先生	4/4	—	—	—	1/1
Mr. CHEUNG Ting Yin, Peter 張定賢先生	3/4	—	—	—	1/1
Independent Non-Executive Director					
獨立非執行董事					
Dr. CHENG Chi Pang 鄭志鵬博士	4/4	2/2	1/1	1/1	1/1
Mr. WONG Chi Keung 黃之強先生	4/4	2/2	1/1	—	1/1
Mr. LEUNG Man Kit 梁民傑先生	4/4	2/2	—	1/1	1/1

The Board is responsible for the formulation of the overall business strategies and objectives, the monitoring and evaluation of the operating and financial performance, the review of the corporate governance standard and the supervision of the management of the Group. The management of the Group is responsible for the implementation of the business strategies and the day-to-day operations of the Group under the supervision of the Chief Executive Officer. The Directors have full access to information on the Group. All senior management of the Group also provide the Directors from time to time with information on the business of the Group.

董事會負責制定整體業務策略及目標、監察及評估營運及財務表現、檢討企業管治標準以及監督本集團管理層。本集團管理層在行政總裁監督下，負責施行本集團的業務策略及日常運作。董事有權查閱本集團所有資料，而本集團全體高層管理人員亦會不時向董事提供有關本集團業務的資料。

Training and Development

The Company places great importance on directors training and annually holds a Board of Directors conference to reaffirm directors' duties and responsibilities and to advise the directors on various subjects including, Listing Rules compliance, updates to the Listing Rules, SFC rules and regulations, enforcement actions taken by the SFC and Stock exchange and how the rules and regulations impact on the Company's business and corporate governance.

培訓及發展

本公司非常重視董事培訓，並每年舉行一次董事會大會，重申董事的職務及職責，並在多個課題上為董事提供建議，包括遵守上市規則、上市規則更新資料、證監會規則及規例、證監會及聯交所採取的執法行動，以及該等規則及規例如何影響本公司的業務及企業管治。

All Directors are provided with a Directors Manual with summaries of the directors duties and responsibilities as a director of a company listed on the Stock exchange (including connected and notifiable transactions); disclosure of interest in securities of the Company and the Model Code for Securities Transactions by a Director of Listed Issuers as set out in Appendix 10 of the Listing Rules and also contains the group chart and the Company Bye-laws. All Directors have participated in continuous professional development to refresh and develop their knowledge and skills as well as to receive updates on developments in corporate governance practices. This is to ensure their contribution to the Board remains informed and relevant.

A record of the director's participation in the continuous professional development program is kept with the company secretary.

Compliance with Model Code

The Company follows the Model Code for Securities Transactions by Directors of Listed Issuers as set forth in Appendix 10 to the Listing Rules (the "Model Code") and its amendments from time to time as the code of conduct for directors in their dealings in the Company's securities. Formal written notices are sent to the directors prior to the commencement of the periods of 30 days immediately preceding the publication of our interim results announcement and 60 days immediately preceding the publication of our annual results announcement, as a reminder that directors may not deal in the securities of the Company during those periods up to and including the date of publication of results. Having made specific enquiry with the Directors, all the Directors confirmed that they have complied with the required standards under the Model Code throughout the year ended 31 December 2014.

Chairman and Chief Executive Officer

The roles of the Chairman and the Chief Executive Officer are separate and are held by Mr. TING Man Yi and Mr. TING Hung Yi, respectively, who are siblings. The Chairman is responsible for the overall strategic planning of the Group, overseeing the manufacturing business of the Group in Hangzhou and the planning and implementation of major new investments and projects of the Group. The Chairman will ensure that the Group maintains good measures and effective corporate governance practices and procedures. The Chief Executive Officer is responsible for the day-to-day management of the business of the Group and the strategic development of the Group's OEM and retail business. With the assistance of other members of the Board and other senior management, the Chief Executive Officer closely monitors the operating and financial results of the Group, identifies weakness of the operation and takes all necessary and appropriate remedial steps.

Independent Non-Executive Directors

The Company has complied with Rules 3.10(1) and (2) and Rules 3.10A of the Listing Rules relating to the appointment of at least three independent non-executive directors, one independent non-executive director of which has the appropriate professional qualifications or accounting or related finance management expertise and the independent non-executive directors represent at least one-third of the Board. All three independent non-executive Directors have been appointed for a term of three years, commencing from 18 November

所有董事均獲提供一份董事手冊，載有作為於聯交所上市公司董事的董事職務及職責(包括關連及須具報交易)；於本公司證券的權益披露以及上市規則附錄10所載的上市發行人董事進行證券交易的標準守則概要，亦包括集團架構及本公司公司細則。所有董事均已參與持續專業發展以重溫及發展彼等的知識及技能，並獲得有關企業管治常規發展的最新資料。此乃確保彼等繼續在具備全面資訊及切合所需的情況下對董事會作出貢獻。

董事參與持續專業發展計劃的記錄由公司秘書保存。

遵守標準守則

本公司遵循上市規則附錄10所載上市發行人董事進行證券交易的標準守則(「標準守則」)及其不時的修訂，作為董事買賣本公司證券的行為守則。董事分別在緊接中期業績公佈刊發前30天期間及緊接年度業績公佈刊發前60天期間開始之前獲發正式書面通知，以提醒董事在該等期間直至並包括業績刊發當日不得買賣本公司的任何證券。向董事作出特定查詢後，所有董事均確認彼等已於截至二零一四年十二月三十一日止年度一直遵守標準守則所規定的標準。

主席與行政總裁

主席與行政總裁的角色分立，並分別由丁敏兒先生及丁雄尔先生(彼等為胞兄弟)擔任。主席負責本集團的整體策略籌劃、監督本集團在杭州的製造業務，以及策劃及施行本集團主要的新投資及項目。主席將確保本集團保持良好措施且企業管治常規及程序有效。行政總裁負責本集團業務的日常管理以及本集團原設備製造與零售業務的策略性發展。在董事會其他成員及其他高層管理人員協助下，行政總裁密切監察本集團的營運及財務業績，識別業務營運中的弱項，並採取一切必要的適當修正措施。

獨立非執行董事

本公司已遵守上市規則第3.10(1)及(2)條以及第3.10(A)條，內容有關委任至少三位獨立非執行董事，其中一位獨立非執行董事具備適當專業資格或會計或相關財務管理專長，以及獨立非執行董事至少佔董事會三分之一。三位獨立非執行董事的任期全部由二零一四年十一月十八日開始，為期三年。彼等全部符合獨立準則，並已根據上市規

2014. All of them have satisfied the independence criteria, and each of them has made such confirmation on independence pursuant to Rule 3.13 of the Listing Rules. The Directors are of the view that all independent non-executive Directors have met the independence guidelines set forth in Rule 3.13 of the Listing Rules

Board Committees

As an integral part of good corporate governance, the Board has established the following committees whose authority, functions, compositions and duties are set out below:

Remuneration Committee

The remuneration committee of the Board has three members, namely Mr. TING Hung Yi, Dr. CHENG Chi Pang and Mr. WONG Chi Keung. The chairman of the remuneration committee is Mr. WONG Chi Keung. The remuneration committee is established primarily for the purpose of ensuring that we can recruit, retain and motivate high quality personnel who are essential to the success of our Group. The primary duties of the remuneration committee include reviewing the terms of remuneration packages of the executive directors and senior management and determining the award of bonuses. Its terms of reference are available on request, and are also posted on the website of the Company. The remuneration committee was established on 18 November 2005.

The Company has adopted the model to delegate the determination of the remuneration packages of individual Executive Directors to the Remuneration Committee and to ensure that the Directors are not involved in the determination of their own remuneration. The Committee is responsible for formulating and recommending remuneration policy to the Board and reviewing and making recommendations on compensation-related issues. The fees for Directors are subject to the approval of the shareholders at the general meetings in accordance with the Articles of Association of the Company. The Committee consults with Chairman on its proposals and recommendations if necessary, and also has access to independent professional advice if necessary. The committee is also provided with sufficient resources enabling it to perform its duties. The Remuneration Committee's specific terms of reference are posted on the websites of the Company and HKEx.

One remuneration committee meeting was held in 2014 and reviewed and make recommendations to the Board the directors' fees and the emoluments of the Executive Directors and remuneration package of senior management. The remuneration committee has also received and considered revisions of the terms of reference of the remuneration committee in light of the relevant amendments to the Listing Rules and recommended the Board to adopt the revised terms. All the committee members attended the meeting.

則第3.13條各自發出獨立確認。董事認為全體獨立非執行董事均符合上市規則第3.13條所載的獨立指引。

董事會委員會

作為良好企業管治的重要環節，董事會已設立下列委員會，其權限、職能、組成及職責載列如下：

薪酬委員會

董事會轄下的薪酬委員會由丁雄尔先生、鄭志鵬博士及黃之強先生三位成員組成。薪酬委員會主席為黃之強先生。薪酬委員會成立之主要目的是確保本集團能夠招攬、挽留及激勵高質素之僱員，彼等乃本集團成功之根基。薪酬委員會的主要職責包括審閱執行董事及高層管理人員的薪酬方案條款及釐定花紅發放。委員會的職權範圍會可應要求提供，並在本公司網站登載。薪酬委員會於二零零五年十一月十八日成立。

本公司已採納標準守則將釐定個別執行董事薪酬方案的工作授權予薪酬委員會處理，並確保董事不會參與釐定彼等本身之薪酬。委員會負責制定薪酬政策並就此向董事會推薦，同時檢討薪酬相關事宜並就此作出推薦意見。根據本公司組織章程細則，董事袍金須獲股東於股東大會上批准後，方可作實。委員會可於需要時就其建議及推薦意見諮詢主席，亦可於需要時尋求獨立專業意見。委員會亦獲提供充裕資源以履行其職務。薪酬委員會的具體職權範圍在本公司及香港交易所網站登載。

薪酬委員會曾於二零一四年舉行一次會議，並檢討董事袍金及執行董事酬金以及高層管理人員的薪酬方案，並就此向董事會作出推薦建議。薪酬委員會亦已參照上市規則的相關修訂檢討及審議薪酬委員會之職權範圍修訂，並建議董事會採納經修訂條款。全體委員會成員均出席會議。

The remuneration package for the executive Directors and senior management is made up of two parts, namely a fixed component and a variable incentive. The fixed component comprises mainly salary, retirement benefit scheme contributions and other allowances which are determined by reference to the remuneration benchmark in similar industry or industry with similar market capitalization and prevailing market conditions. The variable incentive is bonus, which is performance-based and determined by the Board and the Group based on the Group's and individual work performance.

Pursuant to code provision B.1.5 of the Code, the remuneration of the members of the senior management by band for the year ended 31 December 2014 is set forth below:

**In the band of
薪酬組別**

HK\$2,000,001 to HK\$3,000,000
2,000,001港元至3,000,000港元

HK\$1,000,001 to HK\$2,000,000
1,000,001港元至2,000,000港元

Below HK\$1,000,001
1,000,001港元以下

執行董事及高層管理人員的薪酬方案由兩部分組成，即固定薪酬及浮動獎金。固定薪酬主要指薪金、退休福利計劃供款及其他津貼，以上均根據同業或具相同市值業界的薪酬標準及當時市場環境而釐定。浮動獎金指花紅，乃按表現及由董事會及本集團根據本集團及個別人士之工作表現而釐定。

根據守則的守則條文第B.1.5條，於截至二零一四年十二月三十一日止年度按薪酬組別劃分之高級管理層成員的薪酬載列如下：

**Number of individuals
人數**

1

3

10

Nomination Committee

The nomination committee of the Board consists of Mr. TING Hung Yi, Dr. CHENG Chi Pang and Mr. LEUNG Man Kit. The chairman of the nomination committee is Mr. LEUNG Man Kit. The nomination committee is established primarily for the purpose of regularly reviewing the structure, size and composition of the Board and making recommendations to the Board on nominations and appointment of directors and succession planning for directors. The nomination committee selects and recommends appropriate candidates, based on his or her prior experience and qualifications, to the Board on the appointment of Directors and the senior management of the Group. The nomination committee has recommended to the Board the directors who should retire and make themselves available for election pursuant to the Company's articles of association, assessed the independence of all independent non-executive directors and reviewed and considered revisions of the terms of reference of the nomination committee in light of the amendments of the Listing Rules and recommended the Board to adopt the revised terms. Its terms of reference are available on request and are also posted on the website of the Company. The nomination committee was established on 18 November 2005. One nomination committee meeting, discussing the nomination procedures, was held in 2014 and all the committee members attended the meeting.

The Nomination Committee's specific terms of reference are posted on the websites of the Company and HKEx.

Audit Committee

The audit committee of the Board comprises three independent non-executive Directors, Mr. WONG Chi Keung, Dr. CHENG Chi Pang and Mr. LEUNG Man Kit. Mr. WONG Chi Keung is the chairman of the audit committee. The audit committee assists the Board to review the financial reporting process, evaluate the effectiveness of the internal control systems and corporate governance

提名委員會

董事會轄下的提名委員會由丁雄尔先生、鄭志鵬博士及梁民傑先生組成。提名委員會主席為梁民傑先生。薪酬委員會成立之主要目的是定期檢討董事會之架構、規模和組成，及就董事之提名及委任與繼任計劃向董事會提出建議。提名委員會負責根據候選人的過往經驗及資歷，就委任本集團董事及高層管理人員進行挑選並就此向董事會推薦合適候選人。提名委員會已向董事會建議根據本公司組織章程細則須退任及可膺選連任之董事人選，評估全體獨立非執行董事之獨立性，並參照上市規則的修訂檢討及審議提名委員會之職權範圍修訂，並建議董事會採納經修訂條款。委員會的職權範圍會可應要求提供，並在本公司網站登載。提名委員會於二零零五年十一月十八日成立。提名委員會曾於二零一四年舉行一次討論提名程序的會議，全體委員會成員均有出席會議。

提名委員會的具體職權範圍在本公司及香港交易所網站登載。

審核委員會

董事會轄下的審核委員會由黃之強先生、鄭志鵬博士及梁民傑先生三位獨立非執行董事組成。黃之強先生擔任審核委員會主席。審核委員會協助董事會檢討財務申報程序、評估本集團內部監控制度及企業管治的效能及監督審核過程。審

of the Group and oversee the auditing processes. The authority, role and responsibilities of the audit committee are set out in written terms of reference which are available on request and are also posted on the website of the Company and the Stock Exchange. The audit committee was established on 18 November 2005. The Company has been in full compliance with requirements of Rule 3.21 in the Listing Rules throughout the period from its listing on the Stock Exchange to 31 December 2014. Two audit committee meetings were held, together with senior management and the external auditor in 2014. All the committee members attended these meetings.

During 2014, the audit committee reviewed the recent updates and development of accounting and financial reporting standards and assessed their potential impact on our Group, overseeing the relationship with the Company's external auditor (including making recommendation to the Board on the appointment, re-appointment and removal of the external auditor), considered the external auditor's proposed audit fees; discussed with the external auditor their independence and the nature and scope of the audit; reviewed the interim and annual financial statements, particularly judgemental areas, before submission to the Board; reviewed the Group's adherence to the Code Provisions in the Code, reviewed our Group's financial control, internal control and risk management systems and discussed with the external auditor on our Group's financial reporting function, in particular on the adequacy of resources of our Group's accounting and financial reporting function, qualifications and experience of our staff and their training program, conducted an annual review of non-exempt continuing connected transactions of our Group and reviewed and considered revisions of the terms of reference of the audit committee in light of the relevant amendments of the Listing Rules and recommended the Board to adopt the revised terms. The audit committee recommended the Board to adopt the interim and annual report for 2014.

The professional fee charged by the Company's auditor in respect of the auditing services is disclosed in note 28 to the financial statements. The remuneration of the auditor of the Company, PricewaterhouseCoopers, for audit and non-audit services (namely taxation services and interim review) rendered during 2014 was HK\$3.3 million and HK\$0.6 million, respectively. The Audit Committee's specific terms of reference are posted on the websites of the Company and Stock Exchange.

Accountability and Audit

The consolidated financial statements of the Company for the year ended 31 December 2014 have been reviewed by the audit committee and audited by external auditor, PricewaterhouseCoopers.

Director's Responsibilities for the Financial Statements

The Directors acknowledge their responsibility for overseeing the preparation of the financial statements of the Group with a view to ensure that such financial statements give a true and fair view of the state of affairs of the Group, selecting suitable accounting policies, applying the selected accounting policies consistently, and making prudent and reasonable judgements and estimates for the preparation of the financial statements of the Group and of its results and cash flows in accordance with Hong Kong Financial Reporting Standards and statutory requirements.

核委員會的權限、角色及職責載列於書面職權範圍內，可應要求提供，並在本公司及聯交所網站登載。審核委員會於二零零五年十一月十八日成立。本公司已由其於聯交所上市至二零一四年十二月三十一日之整段期間內全面遵守上市規則第3.21條之規定。審核委員會曾於二零一四年與高層管理人員及外聘核數師舉行兩次會議。全體委員會成員均有出席此等會議。

於二零一四年，審核委員會已審閱會計及財務報告準則之最近更新及發展並評估可能對本集團產生之影響；監督與本公司外聘核數師的關係（包括就委任、續聘及撤換外聘核數師向董事會提供建議）；審議外聘核數師的建議審核費用；與外聘核數師討論彼等的獨立性以及審核的性質及範圍；於提交予董事會前審閱中期及年度財務報表（尤其是涉及自行判斷的範圍）；審閱本集團是否遵守守則的守則條文；檢討本集團之財務監控、內部監控及風險管理系統，並與外聘核數師討論本集團之財務申報職能，特別是本集團在會計及財務申報職能方面的資源、員工資歷及經驗是否足夠，以及員工培訓計劃；就本集團之不獲豁免持續關連交易進行年度審閱，並參照上市規則的相關修訂檢討及審議審核委員會之職權範圍修訂，並建議董事會採納經修訂條款。審核委員會建議董事會採納二零一四年中期及年度報告。

本公司核數師就審核服務所收取的專業費用於財務報表附註28中披露。本公司核數師羅兵咸永道會計師事務所就二零一四年內所提供的審核及非審核服務（即稅務服務及中期審閱）而收取的薪酬分別為3.3百萬港元及0.6百萬港元。審核委員會的具體職權範圍在本公司及聯交所網站登載。

問責及審核

本公司截至二零一四年十二月三十一日止年度的綜合財務報表已經由審核委員會審閱及由外聘核數師羅兵咸永道會計師事務所審核。

董事對財務報表的責任

董事承認彼等有責任監督本集團編製財務報表，以確保該等財務報表真實而公平地反映本集團的業務狀況，選取合適會計政策並貫徹運用所選的會計政策，以及在根據香港財務報告準則及法律規定編製本集團財務報表以及其業績及現金流量時，作出審慎合理的判斷及估計。

The statement of the auditor of the Company regarding their reporting responsibilities on the financial statements of the Group is set forth in the independent auditor's report on page 57 and 58.

Internal Control

The Board and the management of the Group have overall responsibility for maintaining a sound and effective internal control system of the Group so as to ensure the effectiveness and efficiency of the operations of the Group in achieving the established corporate objectives, safeguarding assets of the Group, rendering reliable financial reporting and complying with the applicable laws and regulations. The Board assessed the effectiveness of internal control by considering reviews performed by the audit committee, management team and both internal and external auditors.

The Board is also responsible for making appropriate assertions on the adequacy of internal controls over financial reporting and the effectiveness of disclosure controls and procedures. For the year ended 31 December 2014, the Board has, through the audit committee of the Board with the assistance of the management, conducted reviews of the effectiveness of these internal control systems, including without limitation to financial control, operations control, compliance control and risk management functions, on a regular basis. For the year ended 31 December 2014, based on the assessment made by the audit committee, the senior management and the internal audit team, the Board is satisfied that there is an ongoing process in place for identifying, evaluating and managing the significant risks faced by our Group.

Company Secretary

Mr. CHENG Ho Lung, Raymond, the company secretary of our Company, has confirmed the completion of relevant professional training of not less than 15 hours.

Shareholder Relations

The Company is committed to ensure that the Group complies with disclosure obligations under the Listing Rules and other applicable laws and regulations, and that all shareholders and potential investors have an equal opportunity to receive and obtain information provided by the Company. The Board recognizes the importance of good communication with shareholders. Information in relation to the Group is disseminated to shareholders in a timely manner through a number of formal channels, which include interim and annual reports, announcements and circulars.

The general meetings of the Company provide a forum for exchange of views and direct communication between the shareholders and the Board. The Chairman of the Board, the directors and senior management of the Company and where applicable, the independent non-executive directors, are available to answer questions at the shareholders' meeting.

Separate resolutions are proposed at shareholders' meetings on each substantial issue, including the election of individual directors. Poll voting was adopted for all decisions to be made at all general meetings, in compliance with the 2009 amendments to the Listing Rules. Details of the poll voting procedures are included in all circulars to shareholders which call for a general meeting and are explained during the proceedings of the meeting.

本公司核數師就彼等對本集團財務報表的申報責任的聲明載於第57及第58頁的獨立核數師報告。

內部監控

本集團董事會與管理層全面負責維持本集團的內部監控制度穩健有效，以確保本集團有效地以高效率營運，藉以達成企業目標、保障本集團資產、作出可靠的財務申報以及遵守適用的法律及規例。董事會已透過考慮審核委員會、管理團隊與內部及外聘核數師所進行的審核，對內部監控之效益作出評估。

董事會亦負責對財務申報的內部監控充足性以及披露監控及程序的有效性作出適當聲明。截至二零一四年十二月三十一日止年度，董事會已透過董事會轄下的審核委員會並在管理層的協助下，定期檢討此等內部監控制度的有效性，包括但不限於財務監控、營運監控、合規監控及風險管理功能。於截至二零一四年十二月三十一日止年度，根據審核委員會、高層管理人員及內部審核團隊作出之評估，本集團已備有持續進程序以確認、評估及管理本集團所面對之重大風險，董事會對此感到滿意。

公司秘書

本公司之公司秘書鄭浩龍先生已確認，彼已完成不少於15小時之相關專業培訓。

股東關係

本公司承諾確保本集團遵守於上市規則下的披露責任以及其他適用法律及規例，而所有股東及潛在投資者均有同等機會以收取及取得本公司提供的資料。董事會了解與股東保持良好溝通的重要性。有關本集團的資料乃透過多個正式途徑以適時方式向股東發放，有關途徑包括中期及年度報告、公告及通函。

本公司股東大會為股東與董事會之間交換意見並直接溝通提供平台。董事會主席、本公司董事及高層管理人員以及(倘適用)獨立非執行董事均會於股東大會上回答提問。

有關各項重大事項(包括推選個別董事)之獨立決議案均於股東大會上提呈。於所有股東大會上作出的所有決定均遵照上市規則二零零九年修訂本以投票方式進行表決。以投票方式進行表決的程序詳情載於致股東以召開股東大會的所有通函內，而有關程序乃於大會進行期間加以解釋。

Corporate Governance Report

企業管治報告

The Company continues to enhance communications and relationships with its shareholders. Enquiries from shareholders are dealt with in an informative and timely manner. We maintain a website www.chinating.com.hk to keep our shareholders and the general public informed on our latest corporate news, interim and annual results announcements, financial reports and other public announcements. We always welcome shareholders' views and input. Shareholders may send their enquiries in writing to the Board by addressing them to our company secretary. The contact details of our company secretary are as follows:

Address: The Company Secretary
China Ting Group Holdings Limited
27/F, King Palace Plaza
55 King Yip Street Kwun Tong
Hong Kong

Shareholders' right to convene a shareholders' meeting

Pursuant to Article 58 of the articles of association (the "Articles") of the Company, shareholder(s) of the Company holding at the date of deposit of the requisition not less than one-tenth of the paid-up capital of the Company carrying the right of voting at general meetings of the Company the "Requisitionist(s)" shall have the right, by written requisition to the board (the "Board") of directors (the "Directors") or the company secretary of the Company, to require (the "Requisition") an extraordinary general meeting (the "EGM") to be called by the Board for the purpose of, among other things, electing a Director.

The EGM shall be held within two months after the deposit of the Requisition. In the event that the Board fails to convene the EGM within twenty-one days of the deposit of the Requisition, the Requisitionist(s) may do so in the same manner, and all reasonable expenses incurred by the Requisitionist(s) as a result of the failure of the Board shall be reimbursed to the Requisitionist(s) by the Company.

Investors Relations

A printed copy of the memorandum and articles of association of the Company has been published on the websites of the Company and the Stock Exchange. There has been no changes in the Company's constitutional documents during the year ended 31 December 2014.

本公司繼續加強與其股東的溝通及關係。股東提出的查詢以具透明度及適時方式處理。我們設有網站www.chinating.com.hk，以向本公司股東及公眾人士匯報我們的最近企業消息、中期及年度業績公佈、財務報告及其他公告。我們一直歡迎股東提出意見及見解。股東可透過我們的公司秘書以書面方式向董事會作出查詢。公司秘書的聯絡資料如下：

地址： 公司秘書
華鼎集團控股有限公司
香港
觀塘敬業街55號
皇廷廣場27樓

股東召開股東大會的權利

根據本公司組織章程細則(「細則」)第58條，於遞交要求當日持有不少於本公司繳足股本(附有於本公司股東大會上投票的權利)十分之一的本公司股東(「遞交要求人士」)，有權透過向董事(「董事」)會(「董事會」)或本公司的公司秘書發出書面要求，要求(「要求」)董事會召開股東特別大會(「股東特別大會」)以(其中包括)推選董事。

股東特別大會應於遞交要求後兩個月內舉行。倘董事會未有於遞交要求二十一日內召開股東特別大會，則遞交要求人士可以同樣方式召開大會，且遞交要求人士因董事會未有召開大會而產生的所有合理開支應由本公司向遞交要求人士償付。

投資者關係

本公司組織章程大綱及組織章程細則的印刷本已於本公司及聯交所網站刊載。本公司的章程文件於截至二零一四年十二月三十一日止年度並無更改。

Report of the Directors

董事會報告

The Directors are pleased to present their report together with the audited financial statements for the financial year ended 31 December 2014.

Principal Business Activities

The principal business activity of the Company is investment holding. Details of the principal business activities of the subsidiaries of the Company are set forth in note 9 to the financial statements.

The Group's principal business activities during the financial year ended 31 December 2014 were garment manufacturing for export and retailing branded fashion apparel in Mainland China.

An analysis of the Group's performance for the financial year ended 31 December 2014 by business and geographical segments is set out in notes 5 to the financial statements.

Subsidiaries

Particulars of the Company's principal subsidiaries as of 31 December 2014 are set forth in note 9 to the financial statements.

Results and Appropriations

The Group's consolidated results for the financial year ended 31 December 2014 are set forth in the consolidated statement of comprehensive income on page 62 and 63 of this annual report.

The directors do not recommend the payment of any dividend for the year ended 31 December 2014.

董事欣然呈列董事會報告，連同截至二零一四年十二月三十一日止財政年度的經審核財務報表。

主要業務

本公司的主要業務是投資控股，本公司附屬公司主要業務的詳情載於財務報表附註9。

本集團截至二零一四年十二月三十一日止財政年度的主要業務是在中國內地製造成衣以供出口，以及零售品牌時裝。

本集團於截至二零一四年十二月三十一日止財政年度按業務及地區分部分類的業績分析載於財務報表附註5。

附屬公司

有關本公司於二零一四年十二月三十一日之主要附屬公司詳情載於財務報表附註9。

業績及分配

本集團截至二零一四年十二月三十一日止財政年度的綜合業績，載於本年報第62及第63頁之綜合全面收入表內。

董事不建議派付截至二零一四年十二月三十一日止年度的任何股息。

Financial Summary

A summary of the results and of the assets and liabilities of the Group for the last five financial years is set out on pages 175 and 176 of this report.

Borrowings

Details of the borrowings of the Group are set forth in Note 23 to the financial statements.

Property, Plant and Equipment

Details of the movements in property, plant and equipment of the Group are set out in note 6 to the financial statements.

Share Capital and Share Options

Details of the movements in the share capital of the Company and the share options granted by the Company are set forth in note 19 to the financial statements.

Reserves

Details of movements in the reserves of the Company and the Group during the financial year ended 31 December 2014 are set forth in note 20 to the financial statements.

Distributable Reserves

As at 31 December 2014, the Company's reserves available for distributions amounted to HK\$1,624.4 million comprising share premium, contributed surplus and retained earnings.

Major Customers and Suppliers

During the financial year ended 31 December 2014, sales made to the Group's top five customers and the largest customer accounted for approximately 34.2% and 15.4% of the total sales. The Group purchased less than 30% of its goods and services from its five largest suppliers.

At no time during the year did the Directors, their associates or shareholders (which, to the best knowledge of the Directors, own more than 5% of the Company's issued shares) have any beneficial interest in the Group's five largest customers or five largest suppliers.

財務概要

本集團過去五個財政年度的業績、資產及負債概要載於本年報第175及第176頁。

借貸

有關本集團之借貸詳情載於財務報表附註23。

物業、廠房及設備

有關本集團物業、廠房及設備的變動，詳情載於財務報表附註6。

股本及購股權

有關本公司股本及本公司已授出購股權的變動，詳情載於財務報表附註19。

儲備

有關本公司及本集團於截至二零一四年十二月三十一日止財政年度的儲備變動，詳情載於財務報表附註20。

可供分派儲備

於二零一四年十二月三十一日，本公司的可供分派儲備為1,624.4百萬港元，包括股份溢價、繳入盈餘及保留盈利。

主要客戶及供應商

截至二零一四年十二月三十一日止財政年度，本集團向五大客戶及最大客戶銷售所得的銷售額分別佔總銷售額約34.2%及15.4%。本集團向五大供應商採購的貨物及服務低於其採購額的30%。

年內概無董事、彼等的聯繫人或據董事所知擁有本公司已發行股份超過5%的股東擁有本集團五大客戶或五大供應商的任何實益權益。

Directors

The Directors of the Company during the financial year ended 31 December 2014 and up to the date of this report are:

Executive Directors:

Mr. TING Man Yi (*Chairman*)
Mr. TING Hung Yi (*Chief Executive Officer*)
Mr. DING Jianer
Mr. CHEUNG Ting Yin, Peter

Independent non-executive Directors:

Dr. CHENG Chi Pang
Mr. WONG Chi Keung
Mr. LEUNG Man Kit

In accordance with article 86 of the Company's articles of association (the "Articles"), Mr. CHEUNG Ting Yin, Peter, Dr. CHENG Chi Pang and Mr. LEUNG Man Kit will retire and being eligible, offer themselves for re-election at the forthcoming Annual General Meeting.

Confirmation of Independence of Independent Non-executive Directors

The Company received from each of Dr. CHENG Chi Pang, Mr. WONG Chi Keung and Mr. LEUNG Man Kit a confirmation of their independence pursuant to rule 3.13 of the Listing Rules and the Company considers all of them to be independent.

Directors' and Senior Management's Biographies

Biographical details of the Directors and the senior management of the Group are set forth on pages 25 to 30 of this report.

Directors' Service Contracts

The annual salary and bonus of each of Mr. TING Man Yi, Mr. TING Hung Yi, Mr. DING Jianer and Mr. CHEUNG Ting Yin, Peter for the financial year ended 31 December 2014 was HK\$3.0 million, HK\$3.0 million, HK\$2.1 million, and HK\$1.4 million, respectively. The annual salary and bonus of each executive Director shall be determined by the Board and subject to the annual review by the remuneration committee of the Company, provided that any increment shall not be more than 15% of the annual salary received by each executive Director for the immediate preceding year.

Each of the executive Directors is also entitled to a management bonus, the amount of which is determined with reference to the audited consolidated net profits of the Group after taxation and minority interests but before extraordinary items (the "Net Profits") as the Board may, in its absolute discretion, approve, provided that the aggregate amount of the management bonus payable to all executive Directors in respect of any financial year shall not exceed 4% of the Net Profits for the relevant financial year.

董事

於截至二零一四年十二月三十一日止財政年度及直至本報告刊發日期止的本公司在任董事如下：

執行董事：

丁敏兒先生(主席)
丁雄尔先生(行政總裁)
丁建兒先生
張定賢先生

獨立非執行董事：

鄭志鵬博士
黃之強先生
梁民傑先生

根據本公司章程細則(「章程細則」)第86條細則，張定賢先生、鄭志鵬博士及梁民傑先生將會退任，並符合資格可在應屆股東週年大會上膺選連任。

獨立非執行董事之獨立確認書

本公司已接獲鄭志鵬博士、黃之強先生及梁民傑先生分別根據上市規則第3.13條發出的獨立確認書，本公司認為彼等全部屬獨立人士。

董事及高層管理人員之履歷

有關董事及本集團高層管理人員的履歷，詳情載於本年報第25至第30頁。

董事服務合約

於截至二零一四年十二月三十一日止財政年度，丁敏兒先生、丁雄尔先生、丁建兒先生及張定賢先生各自可獲得年薪及花紅分別3.0百萬港元、3.0百萬港元、2.1百萬港元及1.4百萬港元。各執行董事的年薪及花紅須由董事會釐定並由本公司薪酬委員會每年檢討，惟任何加薪幅度不得多於各執行董事於緊接上一年度所獲年薪的15%。

各執行董事亦有權獲得管理花紅，管理花紅乃參考本集團除稅及少數股東權益後但未計非經常項目目前的經審核綜合純利(「純利」)釐定，再由董事會全權酌情批准，惟於任何財政年度支付予全體執行董事的管理花紅總額，不得超過有關財政年度所得純利的4%。

Report of the Directors

董事會報告

Each of the independent non-executive Directors has signed a letter of appointment dated 18 November 2014 with the Company under which each of them has agreed to act as an independent non-executive Director for a period of three years, commencing from 18 November 2014, unless terminated in accordance with the terms and conditions specified therein. The initial annual fee payable to Mr. WONG Chi Keung, Dr. CHENG Chi Pang and Mr. LEUNG Man Kit is HK\$360,000, HK\$240,000 and HK\$240,000, respectively.

Save as mentioned above, none of the independent non-executive Directors is expected to receive any other remuneration for holding their office as an independent non-executive Director. Save as disclosed above, there is no service contract, which is not determinable by the Company or its subsidiaries within one year without payment of compensation (other than statutory compensation), entered into with any of the executive Director proposed for re-election at the forthcoming Annual General Meeting.

Directors' Interests in Contracts

No Director had a material interest, either directly or indirectly, in any contract of significance to the business of the Group to which the Company, its holding company or any of its subsidiaries was a party during the financial year.

Emolument Policy of the Group

The Company's policies concerning remuneration of the Directors are as follows:

- (i) the amount of remuneration is determined by the remuneration committee of the Board on the basis of the relevant executive Director's experience, responsibility, workload and the time devoted to the Group;
- (ii) non-cash benefits may be provided to the executive Directors under their remuneration package; and
- (iii) the Directors may be granted, at the discretion of the Board with the endorsement of the remuneration committee of the Board, options pursuant to the share option scheme adopted by the Company, as part of their remuneration package.

The emolument policy of the Group is aimed at attracting, retaining and motivating talented individuals. The principle is to have performance based remuneration which reflects market standards. The employee's remuneration packages are generally determined based on their job nature and position with reference to market standards. Employees also receive certain welfare benefits. The Group's emolument policy will be adjusted depending on a number of factors, including changes to the market practice and stages of the Group's business development, so as to achieve the Group's operational targets.

各獨立非執行董事已於二零一四年十一月十八日與本公司簽署委任書，據此，彼等各自同意由二零一四年十一月十八日起出任獨立非執行董事三年，惟根據委任書訂明的條款及條件終止則除外。初步應向黃之強先生、鄭志鵬博士及梁民傑先生支付的年度袍金分別為360,000港元、240,000港元及240,000港元。

除上文所述者外，預期獨立非執行董事概不會為彼等擔任獨立非執行董事職務而收取任何其他薪酬。除上文所披露者外，任何建議在應屆股東週年大會上重選的執行董事，概無訂立任何不可由本公司或其附屬公司於一年內毋須支付賠償（法定賠償除外）而終止的服務合約。

董事之合約權益

本財政年度內，董事概無於任何就本集團業務而言乃屬重大，而本公司、其控股公司或其任何附屬公司亦屬訂約方之一的合約中直接或間接擁有重大權益。

本集團之酬金政策

本公司有關董事薪酬的政策如下：

- (i) 薪酬金額乃由董事會轄下的薪酬委員會根據有關執行董事的經驗、職責、工作量及服務本集團的時間長短而釐定；
- (ii) 執行董事或會根據彼等的薪酬方案而獲得非現金福利；及
- (iii) 董事會可在其轄下的薪酬委員會同意下酌情決定，根據本公司採納的購股權計劃向董事授出購股權，作為彼等薪酬方案的一部分。

本集團的酬金政策旨在吸引、挽留和策勵有才幹的人員，其原則是設定以績效為準則並反映市場標準的薪酬水平。僱員的薪酬方案一般根據個別人員的工作性質和職位並參考市場標準而釐定。僱員亦會收取若干福利利益。本集團的酬金政策將會按照市場慣例變動及本集團業務發展的階段等多個因素作出調整，藉此達致本集團的營運目標。

Interests and/or Short Positions of Directors and Chief Executive in the Shares, Underlying Shares or Debentures of the Company and its Associated Corporations

As at 31 December 2014, the interests and short positions of the Directors and chief executive of the Company in the shares, underlying shares or debentures of the Company and its associated corporations (within the meaning of Part XV of the Securities and Futures Ordinance (“SFO”)) which were notified to the Company and the Stock Exchange pursuant to Divisions 7 and 8 of Part XV of the SFO (including interests and short positions which they are taken or deemed to have taken under such provisions), or were required, pursuant to section 352 of the SFO, to be entered in the register required to be maintained, or were required, pursuant to the Model Code, to be notified to the Company and the Stock Exchange, were as follows:

(a) Beneficial Interests in the Shares

Name of Directors 董事姓名	Capacity 身份	Number of shares 股份數目 (Note 1) (附註1)	Approximate percentage of interest in the Company [#] 佔本公司權益概約百分比 [#]
Mr. TING Man Yi 丁敏兒先生	Interest of controlled corporation 受控制法團權益	1,490,000,000 (L) (Note 2) (附註2)	70.96%
Mr. TING Hung Yi 丁雄尔先生	Interest of controlled corporation 受控制法團權益	1,490,000,000 (L) (Note 3) (附註3)	70.96%
Mr. DING Jianer 丁建兒先生	Interest of controlled corporation 受控制法團權益	1,490,000,000 (L) (Note 4) (附註4)	70.96%
Dr. CHENG Chi Pang 鄭志鵬博士	Directly beneficially owned 直接實益擁有	200,000 (L)	0.01%
Mr. WONG Chi Keung 黃之強先生	Directly beneficially owned 直接實益擁有	1,000,000 (L)	0.05%

[#] The approximate percentage of interest in the Company is based on the issued share capital of the Company as at 31 December 2014.

[#] 佔本公司權益概約百分比乃按本公司於二零一四年十二月三十一日的已發行股本計算。

董事及最高行政人員於本公司及其相聯法團的股份、相關股份或債權證中擁有的權益及／或淡倉

於二零一四年十二月三十一日，董事及本公司最高行政人員於本公司及其相聯法團(按證券及期貨條例(「證券及期貨條例」)第XV部的涵義)的股份、相關股份或債權證中，擁有根據證券及期貨條例第XV部第7及8分部的規定已知會本公司及聯交所的權益及淡倉(包括根據該等條文規定被當作或被視作擁有的權益及淡倉)，或根據證券及期貨條例第352條規定須登記於需存置的登記冊內的權益及淡倉，或根據標準守則規定須知會本公司及聯交所的權益及淡倉如下：

(a) 於股份的實益權益

Report of the Directors

董事會報告

Notes:

- The letter "L" stands for the Director's long position in the shares.
- Longerview Investments Limited ("**Longerview**") is owned as to 41.5% by Firmsuccess Limited ("**Firmsuccess**") which is wholly-owned by Mr. TING Man Yi. Longerview is a controlled corporation (within the meaning of the SFO) of Mr. TING Man Yi. As such, under the SFO, Mr. TING Man Yi is deemed to be interested in the 1,490,000,000 shares held by Longerview.
- Longerview is owned as to 40.5% by In Holdings Limited ("**In Holdings**") which is wholly-owned by Mr. TING Hung Yi. Longerview is a controlled corporation (within the meaning of the SFO) of Mr. TING Hung Yi. As such, under the SFO, Mr. TING Hung Yi is deemed to be interested in the 1,490,000,000 shares held by Longerview.
- Pursuant to a shareholders' agreement dated 18 November 2005 and entered into between Mr. TING Man Yi, Firmsuccess, Mr. TING Hung Yi, In Holdings, Mr. DING Jianer, Willport Investments Limited ("**Willport**") and Longerview (collectively the "**Controlling Shareholders**"), each of the Controlling Shareholders (other than Longerview) has agreed to enter into pre-emptive arrangements in respect of their shareholding in Longerview. For the purpose of Part XV of the SFO, each of Mr. TING Man Yi, Mr. TING Hung Yi and Mr. DING Jianer is therefore deemed to have effective voting power in respect of the 1,490,000,000 shares held by Longerview. As such, under the SFO, Mr. DING Jianer is also deemed to be interested in the 1,490,000,000 shares held by Longerview.

附註：

- 字母「L」指董事於股份中的好倉。
- Firmsuccess Limited (「**Firmsuccess**」) 擁有 Longerview Investments Limited (「**Longerview**」) 的41.5%，而丁敏兒先生則全資擁有 Firmsuccess。Longerview 為丁敏兒先生的受控制法團(按證券及期貨條例的涵義)。因此，根據證券及期貨條例，丁敏兒先生被視作擁有 Longerview 持有的1,490,000,000股股份的權益。
- In Holdings Limited (「**In Holdings**」) 擁有 Longerview 的40.5%，而丁雄尔先生則全資擁有 In Holdings。Longerview 為丁雄尔先生的受控制法團(按證券及期貨條例的涵義)。因此，根據證券及期貨條例，丁雄尔先生被視作擁有 Longerview 持有的1,490,000,000股股份的權益。
- 根據丁敏兒先生、Firmsuccess、丁雄尔先生、In Holdings、丁建兒先生、Willport Investments Limited (「**Willport**」)及 Longerview (統稱為「**控股股東**」)於二零零五年十一月十八日訂立的股東協議，各控股股東(Longerview除外)已同意就彼等於 Longerview 之股權訂立優先購買安排。就證券及期貨條例第XV部而言，丁敏兒先生、丁雄尔先生及丁建兒先生各自因此被視作擁有 Longerview 所持1,490,000,000股股份的實際投票權。因此，根據證券及期貨條例，丁建兒先生亦被視作擁有 Longerview 持有的1,490,000,000股股份的權益。

(b) Beneficial Interests in the Shares of Associated Corporations

(b) 於相聯法團股份的實益權益

Name of Directors	Name of associated corporation	Nature of interest	Number of shares	Approximate percentage of interest in the associated corporation
董事姓名	相聯法團名稱	權益性質	股份數目	佔相聯法團權益概約百分比
Mr. TING Man Yi 丁敏兒先生	Firmsuccess	Personal interest 個人權益	1	100%
	Longerview	Corporate interest 法團權益	415 (Note 1) (附註1)	41.5%
Mr. TING Hung Yi 丁雄尔先生	In Holdings	Personal interest 個人權益	1	100%
	Longerview	Corporate interest 法團權益	405 (Note 2) (附註2)	40.5%
Mr. DING Jianer 丁建兒先生	Willport	Personal interest 個人權益	1	100%
	Longerview	Corporate interest 法團權益	180 (Note 3) (附註3)	18.0%

Notes:

- 1 The 415 shares in Longerview are held by Firmsuccess, which is wholly-owned by Mr. TING Man Yi.
- 2 The 405 shares in Longerview are held by In Holdings, which is wholly-owned by Mr. TING Hung Yi.
- 3 The 180 shares in Longerview are held by Willport, which is wholly-owned by Mr. DING Jianer.

附註：

- 1 Firmsuccess 持有 Longerview 的415股股份，丁敏兒先生則全資擁有 Firmsuccess。
- 2 In Holdings 持有 Longerview 的405股股份，丁雄爾先生則全資擁有 In Holdings。
- 3 Willport 持有 Longerview 的180股股份，丁建兒先生則全資擁有 Willport。

Substantial Shareholders' Interests and/ or Short Positions in the Shares, Underlying Shares or Debentures of the Company

So far as the Directors are aware, as at 31 December 2014, the persons, other than Directors and chief executive of the Company, having interests or short positions in the shares or underlying shares or debentures of the Company, which were required to be entered into the register kept by the Company pursuant to section 336 of the SFO, were as follows:

主要股東於本公司股份、相關股份或債權證中擁有的權益及／或淡倉

據董事所知，於二零一四年十二月三十一日，於本公司股份、相關股份或債權證中擁有權益或淡倉，而根據證券及期貨條例第336條須登記於本公司需存置的登記冊內的人士（並非董事或本公司最高行政人員）如下：

Name of substantial shareholders 主要股東名稱	Capacity 身份	Number of shares 股份數目 (Note 1) (附註1)	Approximate percentage of interest in the Company 佔本公司權益概約百分比
Longerview	Beneficial owner 實益擁有人	1,490,000,000 (L) (Note 2) (附註2)	70.96%
Firmsuccess	Interest of controlled corporation 受控制法團權益	1,490,000,000 (L) (Note 2) (附註2)	70.96%
In Holdings	Interest of controlled corporation 受控制法團權益	1,490,000,000 (L) (Note 3) (附註3)	70.96%
Willport	Interest of controlled corporation 受控制法團權益	1,490,000,000 (L) (Note 4) (附註4)	70.96%

Notes:

- 1 The letter 'L' stands for the substantial shareholders' long position in the shares.
- 2 Longerview is owned as to 41.5% by Firmsuccess. As such, Longerview is a controlled corporation (within the meaning of the SFO) of Firmsuccess. Firmsuccess is therefore deemed to be interested in the 1,490,000,000 shares held by Longerview.

附註：

- 1 字母「L」指主要股東於股份中的好倉。
- 2 Firmsuccess 擁有 Longerview 的41.5%。因此，Longerview 為 Firmsuccess 的受控制法團（按證券及期貨條例的涵義）。故此，Firmsuccess 被視作擁有 Longerview 持有的1,490,000,000股股份的權益。

- 3 Longerview is owned as to 40.5% by In Holdings. As such, Longerview is a controlled corporation (within the meaning of the SFO) of In Holdings. In Holdings is therefore deemed to be interested in the 1,490,000,000 shares held by Longerview.
- 4 Pursuant to a shareholders' agreement dated 18 November 2005 and entered into between the Controlling Shareholders, each of the Controlling Shareholders (other than Longerview) has agreed to enter into pre-emptive arrangements in respect of their shareholding in Longerview. For the purpose of Part XV of the SFO, each of Firmsuccess, In Holdings and Willport is therefore deemed to have effective voting power in respect of the 1,490,000,000 shares held by Longerview. As such, Willport is also deemed to be interested in the 1,490,000,000 shares held by Longerview.

- 3 In Holdings 擁有 Longerview 的 40.5%。因此，Longerview 為 In Holdings 的受控制法團（按證券及期貨條例的涵義）。故此，In Holdings 被視作擁有 Longerview 持有的 1,490,000,000 股股份的權益。
- 4 根據各控股股東於二零零五年十一月十八日訂立的股東協議，各控股股東（Longerview 除外）已同意就彼等於 Longerview 之股權訂立優先購買安排。就證券及期貨條例第 XV 部而言，Firmsuccess、In Holdings 及 Willport 各自因此被視作擁有 Longerview 所持 1,490,000,000 股股份的實際投票權。因此，Willport 亦被視作擁有 Longerview 持有的 1,490,000,000 股股份的權益。

Share Option Scheme and G-III Share Option Deed

(a) Share Option Scheme

Pursuant to the written resolutions of the sole shareholder passed on 18 November 2005, a share option scheme (the “**Share Option Scheme**”) was approved and adopted by the Company.

The purpose of the Share Option Scheme is to allow the Company to grant options to subscribe for shares (the “**Options**”) to Participants (as defined below) as incentives or rewards for their contribution to the Group.

For the purpose of the Share Option Scheme, Participants include (i) employees of the Company (whether full-time or part-time) or any of its subsidiaries; and (ii) Directors (whether executive Directors or non-executive Directors or independent non-executive Directors) or any director of its subsidiaries (together, the “**Participants**” and each a “**Participant**”).

The total number of shares which may be issued upon exercise of all options to be granted under the Share Option Scheme and any other share option schemes of the Company shall not, in aggregate, exceed 199,000,000 Shares (the “**Scheme Mandate Limit**”), unless the Company obtains an approval from the shareholders as set out below. Options lapsed shall not be counted for the purpose of calculating the Scheme Mandate Limit.

購股權計劃及G-III購股權契據

(a) 購股權計劃

根據唯一股東於二零零五年十一月十八日通過的書面決議案，本公司批准並採納購股權計劃（「**購股權計劃**」）。

購股權計劃的目的乃容許本公司向參與者（定義見下文）授出可認購股份的購股權（「**購股權**」），作為鼓勵或獎勵彼等對本集團所作出的貢獻。

就購股權計劃而言，參與者包括(i)本公司或其任何附屬公司的僱員（不論全職或兼職）；及(ii)董事（不論為執行董事或非執行董事或獨立非執行董事）或其附屬公司的任何董事（統稱及個別稱為「**參與者**」）。

因行使根據購股權計劃及本公司任何其他購股權計劃授出的所有購股權而可能發行的股份總數，不得超過199,000,000股股份（「**計劃授權上限**」），除非本公司按下述方式獲得股東批准。就計算計劃授權上限而言，已失效的購股權不得計算在內。

The Company may seek approval of the shareholders in general meeting to refresh the Scheme Mandate Limit such that the total number of shares in respect of which options may be granted under the Share Option Scheme and any other share option schemes of the Company in issue shall not exceed 10% (the “**Refreshed Limit**”) of the issued share capital of the Company as at the date of approval to refresh such limit. Options previously granted under the Share Option Scheme and any other share option schemes (including those outstanding, cancelled, lapsed in accordance with the Share Option Scheme or any other share option schemes or exercised Options) shall not be counted for the purpose of calculating the Refreshed Limit.

Notwithstanding the above, the maximum number of shares which may be issued upon exercise of all outstanding options granted and yet to be exercised under the Share Option Scheme and any other share option schemes of the Company shall not exceed 30% of the total number of shares in issue from time to time. No option may be granted under the Share Option Scheme and any other share option schemes of the Company if this will result in the aforesaid 30% limit being exceeded.

The maximum number of shares issued and to be issued upon exercise of the options granted to each participant (including both exercised and outstanding options) in any 12-month period up to and including the date of grant of the options shall not exceed 1% of the total number of shares in issue. Any further grant of Options to a Participant which would result in the shares issued and to be issued upon exercise of all options granted and to be granted to such Participant under the Share Option Scheme and any other share option schemes of the Company (including exercised, cancelled and outstanding options) in the 12-month period up to and including the date of such further grant representing in aggregate over 1% of the shares in issue shall be subject to the shareholders’ approval in general meeting with such Participant and his associates (as defined in the Listing Rules) abstaining from voting.

An Option may be exercised in accordance with the terms of the Share Option Scheme at any time during a period of not more than 10 years to be notified by the Board to each grantee. Such period shall commence on the date on which an offer of the grant of an Option is accepted or deemed to be accepted in accordance with the terms of the Share Option Scheme and expire on the last day of such period as determined by the Board.

本公司可於股東大會上尋求股東批准更新計劃授權上限，惟根據購股權計劃及本公司任何其他購股權計劃可能授出的購股權所涉及的已發行股份總數不得超過批准更新計劃授權上限當日本公司已發行股本的10%（「**更新限額**」）。就計算更新限額而言，先前根據購股權計劃及任何其他購股權計劃授出的購股權（包括該等尚未行使、已註銷、根據購股權計劃或任何其他購股權計劃已失效或已行使的購股權）將不得計算在內。

儘管有上文所述者，因行使根據購股權計劃及本公司任何其他購股權計劃已授出而尚未行使的全部購股權而可能發行的股份最高數目，不得超過不時已發行股份總數的30%。倘授出購股權將導致超過上述30%限額，則不可根據購股權計劃及本公司任何其他購股權計劃授出購股權。

因行使已向各參與者授出的購股權（包括已行使及尚未行使的購股權）而發行及將予發行的股份最高數目，在任何十二個月期間內直至授出購股權日期（包括當日）不得超過已發行股份總數的1%。截至進一步授出購股權日期為止（包括當日）之十二個月期間內，凡向參與者進一步授出購股權會導致因行使根據購股權計劃及本公司任何其他購股權計劃已授予及將授予該參與者的所有購股權（包括已行使、已註銷及尚未行使的購股權）而已發行及將予發行之股份總數，如超過本公司已發行股份之1%者，則須另行於股東大會上經股東批准，而有關參與者及其聯繫人（定義見上市規則）須就此放棄投票。

購股權可於董事會通知各承授人當日起計不超過十年的期間內，隨時根據購股權計劃的條款行使。行使期須自根據購股權計劃條款接納或被視為接納獲授予購股權的要約當日起計，直至董事會決定有關期間的最後日期為止屆滿。

An amount of HK\$1.00 is payable by the Participant to the Company on acceptance of the option offer as consideration for the grant. Unless otherwise determined by the Board and specified in the offer letter to be given to the Participant at the time of the offer of the Option, there is neither any performance target that needs to be achieved by the grantee before an Option can be exercised nor any minimum period for which an Option must be held before it can be exercised.

The subscription price in respect of each share issued under the Share Option Scheme will be a price determined by the Board and notified to a Participant and will be no less than the highest of: (i) the closing price of the shares as stated in the Stock Exchange's daily quotations sheet on the date of offer to the Participant, which must be a day on which licensed banks are open for business in Hong Kong and the Stock Exchange is open for business of dealing in securities (a "**Trading Day**"); (ii) the average closing price of the shares as stated in the Stock Exchange's daily quotations sheets for the five consecutive Trading Days immediately preceding the date of offer to the Participant; and (iii) the nominal value of a share.

The Share Option Scheme will remain valid for a period of 10 years commencing on the date on which the Share Option Scheme is conditionally adopted by the written resolutions of the sole shareholder, after which period no further Options will be granted but in respect of all Options which remain exercisable at the end of such period, the provisions of the Share Option Scheme shall remain in full force and effect.

(b) G-III Share Option Deed

A share option deed was entered into between the Company, G-III Apparel Group, Ltd ("G-III") and G-III Hong Kong Limited ("**G-III Hong Kong**") on 24 March 2012 (the "**G-III Share Option Deed**"), whereby the Company has granted G-III Hong Kong an option to subscribe for certain number of shares upon and subject to the terms and conditions set forth in the G-III Share Option Deed.

參與者接納購股權要約須向本公司支付1.00港元以作為獲授購股權的代價。除非董事會另行規定，以及向參與者提呈購股權要約時發出的要約函件內另有指明者，否則承授人毋須在行使購股權前達成任何表現目標，且行使購股權前亦概無最低購股權持有期限。

根據購股權計劃發行的每股股份認購價將由董事會釐定，由董事會通知參與者且不得低於以下三者之最高者：(i)向參與者提呈購股權當日聯交所每日報價表所列股份的收市價，該日須為香港持牌銀行的營業日及聯交所進行證券買賣之日（「**交易日**」）；(ii)緊接向參與者提呈購股權當日前連續五個交易日聯交所每日報價表所列股份的平均收市價；及(iii)股份面值。

購股權計劃將於唯一股東通過書面決議案有條件採納購股權計劃當日起計十年內有效，其後將不再授出其他購股權，惟有關所有購股權於該期限終結時仍可予以行使，購股權計劃的條文將仍具十足效力及作用。

(b) G-III購股權契據

本公司、G-III Apparel Group, Ltd (「**G-III**」)與G-III Hong Kong Limited (「**G-III香港**」)於二零一二年三月二十四日訂立購股權契據(「**G-III購股權契據**」)，據此，本公司已向G-III香港授出購股權，以按G-III購股權契據內所載的條款及條件以及在其規限下認購若干數目股份。

The grant of the option to G-III is part of the business cooperation with G-III. On 19 March, 2012, Finity Apparel Retail Limited and G-III entered into the joint venture agreement pursuant to which GT (International) Fashion Company Limited and Hangzhou Trading will commence the business of marketing and distribution of Calvin Klein Performance apparel items in China. During the year ended 31 December 2014, the options granted to G-III were terminated upon the disposal of the equity interest of G-T (International) Fashion Company Limited to G-III.

The principal terms of the G-III Share Option Deed are as follow:

- (i) The subscription price for each share subject to the option granted under the G-III Share Option Deed shall be HK\$1 for each share;
- (ii) The period within which G-III Hong Kong may exercise the option under the G-III Share Option Deed is thirty-six months from the date of the G-III Share Option Deed ("**G-III Option Period**"). During the exercise period, G-III Hong Kong is entitled to make multiple applications for issuance of the shares with a minimum of 20,000,000 shares under each application;
- (iii) The share options shall lapse automatically and not be exercisable (to the extent not already exercised) on the earliest of:
 - (a) the expiry of the G-III Option Period;
 - (b) G-III Hong Kong ceases to be wholly-owned subsidiary of G-III Apparel Group, Ltd ("**G-III**");
 - (c) the date of filing of the winding-up petition of the Company;
 - (d) the date on which G-III Hong Kong commits a breach in regard to the selling, transferring, charging, mortgaging, encumbering or creating any interest in favour of any other person over or in relation to any of the Options; and
 - (e) the date on which G-III or G-III Hong Kong commits a breach of any term or condition attached to the grant of the Option or the G-III Share Option Deed.

授出購股權予G-III乃與G-III的業務合作的一部分。於二零一二年三月十九日，菲妮迪國際時裝零售有限公司及G-III訂立合資協議，據此，思銳(國際)時尚有限公司及杭州貿易將開展Calvin Klein Performance服裝於中國的市場推廣及分銷業務。於截至二零一四年十二月三十一日止年度內，於出售思銳(國際)時尚有限公司的股本權益予G-III時，授予G-III的購股權已終止。

G-III購股權契據的主要條款如下：

- (i) G-III香港購股權契據項下授出購股權所涉及的每股股份認購價須為每股股份1港元；
- (ii) G-III香港可於G-III購股權契據日期起計三十六個月內行使G-III購股權契據項下的購股權(「**G-III購股權期限**」)。於行使期間內，G-III香港有權就發行股份作出重複申請，每項申請的最低數目為20,000,000股股份；
- (iii) 購股權於以下情況發生時(以最早者為準)自動失效及不可行使(以尚未行使者為限)：
 - (a) G-III購股權期限屆滿；
 - (b) G-III香港不再為G-III Apparel Group, Ltd (「**G-III**」)的全資附屬公司；
 - (c) 本公司提交清盤呈請的日期；
 - (d) G-III香港就出售、轉讓、押記、按揭任何購股權或以任何其他人士為受益人就任何購股權設置產權負擔或設立任何權益而違約的日期；及
 - (e) G-III或G-III香港違反授出購股權所附帶或G-III購股權契據的任何條款或條件的日期。

Report of the Directors

董事會報告

(iv) If there is an alteration in the capital structure of the Company whilst any of the share options remains exercisable by way of capitalisation issue, bonus issue, rights issue, open offer, subdivision or consolidation of shares, or reduction of the share capital of the Company (other than any alteration in the capital structure of the Company as a result of an issue of Shares as consideration in a transaction to which the Company is a party), such corresponding adjustments (if any) shall be made to the number or nominal amount of option shares so far as unexercised; or the option price; or any combination thereof, provided that:

- (a) any such adjustments give G-III Hong Kong as nearly as possible the same proportion of the issued share capital of the Company as that to which that G-III Hong Kong was previously entitled; and
- (b) notwithstanding the above, any adjustments as a result of an issue of securities with a price-dilutive element, such as a rights issue, open offer or capitalisation issue, shall be made in accordance with the requirements set forth in Rule 17.03(13) of the Listing Rules and the Supplementary Guidance or such other guidelines or supplementary guidance as may be issued by the Stock Exchange from time to time,

but no such adjustments shall be made pursuant to the above paragraphs to the extent that a Share would be issued at less than its nominal value.

Subject to the applicable laws and regulations, if the Company splits its Shares by way of issuing additional Shares whilst any of the Options remains exercisable, the Board shall make such adjustment as it considers appropriate by increasing the number of the Option Shares and reducing the Option Price for the sole purpose of achieving that the total number of the Option Shares, as a percentage of the total number of Shares in issue after the full implementation of the Share split, would be the same as the percentage set forth in the Share Option Deed and that the total amount of consideration payable by G-III Hong Kong for the exercise of the Option in full shall remain unchanged.

(iv) 倘本公司的資本架構在任何購股權仍然可予行使時因資本化發行、發行紅股、供股、公開發售、股份拆細或合併或削減本公司的股本而有所變動(不包括發行股份作為本公司為訂約方的一項交易的代價所導致的任何本公司資本架構變動), 則應就至此尚未行使的購股權股份數目或面值; 或購股權價格; 或其任何組合作出相應調整(如有), 前提是:

- (a) G-III香港所佔本公司已發行股本的比例應盡可能接近其於作出任何該等調整前有權享有的相同比例; 及
- (b) 儘管上文所述, 包含價格攤薄元素的證券發行(如供股、公開發售或資本化發行)所導致的任何調整, 須遵守上市規則第17.03(13)條所載的規定及補充指引或聯交所不時發佈的其他指引或補充指引作出,

惟該等調整不得根據上文各段所述進行, 以致股份以低於面值發行。

在適用法律及法規的規限下, 倘本公司在任何購股權仍然可予行使時透過發行額外股份分拆其股份, 則董事會應作出其認為適當的調整, 增加購股權股份數目及減少購股權價格, 目的僅為使購股權股份總數佔全面實施股份分拆後已發行股份總數的百分比與購股權契據所載的百分比相同, 以及G-III香港就悉數行使購股權應付的代價總額維持不變。

The adjustment above shall only be applicable to the outstanding Option, but not retroactively to the number of Option Shares issued prior to the Share split.

上述調整僅適用於尚未行使購股權，而並不追溯至股份分拆前已發行的購股權股份數目。

	Options held at 1 January 2014 於二零一四年 一月一日 持有的購股權	Granted during the year 年內授出	Options exercised during the year 年內行使的 購股權	Options terminated during the year 年內終止的 購股權	Options held as at 31 December 2014 於二零一四年 十二月三十一日 持有的購股權
G-III Hong Kong G-III 香港	80,000,000	—	—	80,000,000	—

Directors' and Controlling Shareholders' Interest in Competing Business

As at 31 December 2014, none of the Directors and their respective associates (as defined in the Listing Rules) or the controlling shareholders of the Company (as defined in the Listing Rules) had any interest in a business, which competes or may compete with the business of the Group.

Pre-emptive Rights

There are no provisions for pre-emptive rights under the Company's bye-laws or the laws of Cayman Islands which would oblige the Company to offer new shares on a pro rata basis to existing shareholders.

Purchase, Sale or Redemption of Shares

There was no purchase, sale or redemption by the Company or any of its subsidiaries of the Company's shares during the year ended 31 December 2014.

Model Code for Directors' Securities Transaction

Details of compliance by the Group with the Model Code are set forth in the Corporate Governance Report on pages 31 to 40 of this Annual Report.

董事及控股股東於競爭業務的權益

於二零一四年十二月三十一日，董事及其各自的聯繫人(定義見上市規則)或本公司控股股東(定義見上市規則)概無在與本集團業務構成競爭或可能構成競爭的業務中擁有任何權益。

優先購買權

本公司細則或開曼群島法律項下概無任何優先購買權條文，規定本公司須按比例向現有股東提呈發售新股。

購買、出售或贖回股份

本公司或其任何附屬公司於截至二零一四年十二月三十一日止年度內概無購買、出售或贖回本公司股份。

董事進行證券交易的標準守則

有關本集團遵守標準守則之詳情載於本年報第31至第40頁之企業管治報告內。

Continuing Connected Transaction

Particulars of Transaction

As at 31 December 2014, the Group has entered into a non-exempt continuing connected transaction (as disclosed in the announcement of the Company dated 18 December 2013). A supply contract dated 18 December 2013 was entered into between Hangzhou Huasheng Accessories Company Limited (“**Huasheng Accessories**”) and various members of the Group for a period from 1 January 2014 to 31 December 2016, whereby Huasheng Accessories has undertaken to supply to members of the Group the required plastic bags and hangers at such prices which are not higher than the prices offered to independent third parties after taking into consideration the prevailing market rates for providing similar products from time to time. For the year ended 31 December 2014, the aggregate purchase of plastic bags and hangers by the Group from Huasheng Accessories amounted to HK\$8.6million (2013: HK\$9.5 million) which was below the annual cap of HK\$20.1million.

Information on Connected Person

Huasheng Accessories

Huasheng Accessories is a company established in the PRC with limited liability. Huasheng Accessories is owned as to 25% by Hong Kong Fuhowe and as to 75% by Mr. MO Jiangtao, who is the brother-in-law of Ms. ZHOU Shi Min. Ms. ZHOU is the spouse of Mr. DING Jianer, an executive Director, and thus, a connected person as defined under Rule 14A.11(4) of the Listing Rules. Therefore, Huasheng Accessories is an associate of a connected person of the Company pursuant to Rule 1.01 of the Listing Rules.

Confirmations

The independent non-executive Directors have reviewed the above non-exempt continuing connected transaction of the Group and have confirmed that this transaction has been entered into:

- (i) in the ordinary and usual course of business of the Group;
- (ii) on normal commercial terms or on terms no less favourable to the Group than terms available to or from independent third parties;
- (iii) in accordance with the relevant agreements governing them on terms that are fair and reasonable and in the interests of the shareholders of the Company as a whole; and
- (iv) have not exceeded the respective cap amounts set out in the relevant agreements referred to above.

持續關連交易

交易詳情

於二零一四年十二月三十一日，本集團已進行不獲豁免持續關連交易（誠如本公司日期為二零一三年十二月十八日的公佈所披露）。杭州華盛輔料有限公司（「**華盛輔料**」）與多間本集團成員公司於二零一三年十二月十八日訂立供應合約，年期由二零一四年一月一日起至二零一六年十二月三十一日止，據此，華盛輔料承諾以不高於提供予獨立第三方的價格（經計及不時提供同類產品的當時市價），向本集團成員公司供應所需的塑料袋及衣架。截至二零一四年十二月三十一日止年度，本集團向華盛輔料採購塑料袋及衣架的總額為8.6百萬港元（二零一三年：9.5百萬港元），低於20.1百萬港元的年度上限。

有關關連人士的資料

華盛輔料

華盛輔料為一家在中國成立的有限公司。華盛輔料由香港富豪及莫江濤先生（為周施敏女士的妹夫）分別擁有25%及75%權益。周女士為執行董事丁建兒先生的配偶，故其為上市規則第14A.11(4)條所界定的關連人士。因此，根據上市規則第1.01條，華盛輔料為本公司關連人士的聯繫人。

確認事項

獨立非執行董事已審閱上述的本集團不獲豁免持續關連交易，並確認該交易：

- (i) 在本集團正常及日常業務過程中進行；
- (ii) 按一般商業條款或不遜於本集團獲／向獨立第三方提供的條款進行；
- (iii) 按對本公司股東整體屬公平合理且符合其利益的條款，根據規管各項交易的相關協議進行；及
- (iv) 並未超出上述相關協議所載的各個年度上限。

The Company's auditor was engaged to report on the Group's continuing connected transactions in accordance with Hong Kong Standard on Assurance Engagements 3000 "Assurance Engagements Other Than Audits or Reviews of Historical Financial Information" and with reference to Practice Note 740 "Auditor's Letter on Continuing Connected Transactions under the Hong Kong Listing Rules" issued by the Hong Kong Institute of Certified Public Accountants. The auditor has issued his unqualified letter containing his findings and conclusions in respect of the continuing connected transactions disclosed by the Group on page 54 of the Annual Report in accordance with paragraph 14A. 56 of the Rules Governing the Listing of Securities on The Stock Exchange of Hong Kong Limited. A copy of the auditor's letter has been provided by the Company to HKEx.

The purchases of accessories from Huasheng Accessories as set out in Note 35(a) to the financial statements, being the significant related party transactions of the Group, constitute continuing connected transactions of the Group. The disclosure requirements in respect of these continuing connected transactions have been complied with in accordance with the Listing Rules.

Sufficiency of Public Float

Based on information that is publicly available to the Company and within the knowledge of the Directors as at the date of this report, at least 25% of the Company's total issued share capital was held by the public.

Audit Committee

The Company has established an audit committee, comprising three independent non-executive Directors, and has adopted terms of reference which are in compliance with the Listing Rules. The primary duties of the audit committee are to review financial information of the Group, make recommendation on the external auditor and supervise the financial reporting process and internal control system of the Group and to provide comments and advice to the Board. The audit committee has reviewed the audited financial statements of the Company and audited consolidated financial statements of the Group for the financial year ended 31 December 2014.

本公司核數師已獲委聘根據香港會計師公會頒佈之香港保證委聘準則第3000號「過往財務資料之審核或審閱以外之保證委聘」，並參照實務指引第740號「香港上市規則項下持續關連交易之核數師函件」，對本集團之持續關連交易作出匯報。核數師已發出其無保留意見函件，詳載其根據香港聯合交易所有限公司證券上市規則第14A.56段對本集團於年報第54頁所披露持續關連交易之發現及結論。本公司已向香港交易所提交核數師函件副本。

按財務報表附註35(a)所載列，本集團向華盛輔料採購輔料，為本集團重大有關連人士交易，並構成本集團的持續關連交易。本集團已遵守上市規則項下有關於持續關連交易的披露規定。

公眾持股量充足

根據本公司可獲得的公開資料及據董事所悉，於本報告刊發日期，公眾人士持有本公司已發行股本總額最少25%。

審核委員會

本公司已成立審核委員會，由三位獨立非執行董事組成，並已採納符合上市規則的職權範圍。審核委員會的主要職責為審閱本集團財務資料，向外聘核數師作出推薦建議及監管本集團財務申報程序以及內部監控制度，並向董事會提供意見及建議。審核委員會已分別審閱本公司及本集團截至二零一四年十二月三十一日止財政年度的經審核財務報表及經審核綜合財務報表。

Report of the Directors 董事會報告

Auditor

The consolidated financial statements for the year ended 31 December 2014 have been audited by PricewaterhouseCoopers who will retire at the forthcoming Annual General Meeting of the Company and, being eligible, offer themselves for re-appointment.

On Behalf of the Board
TING Man Yi
Chairman

Hong Kong, 26 March 2015

核數師

羅兵咸永道會計師事務所已審核截至二零一四年十二月三十一日止年度之綜合財務報表。羅兵咸永道會計師事務所將於應屆股東週年大會上退任，惟符合資格可應聘連任。

代表董事會
主席
丁敏兒

香港，二零一五年三月二十六日

Independent Auditor's Report

獨立核數師報告



TO THE SHAREHOLDERS OF CHINA TING GROUP HOLDINGS LIMITED
(incorporated in the Cayman Islands with limited liability)

We have audited the consolidated financial statements of China Ting Group Holdings Limited (the "Company") and its subsidiaries (together, the "Group") set out on pages 59 to 174, which comprise the consolidated and company balance sheets as at 31 December 2014, and the consolidated statement of comprehensive income, the consolidated statement of changes in equity and the consolidated statement of cash flows for the year then ended, and a summary of significant accounting policies and other explanatory information.

Directors' Responsibility for the Consolidated Financial Statements

The directors of the Company are responsible for the preparation of consolidated financial statements that give a true and fair view in accordance with Hong Kong Financial Reporting Standards issued by the Hong Kong Institute of Certified Public Accountants and the disclosure requirements of the Hong Kong Companies Ordinance, and for such internal control as the directors determine is necessary to enable the preparation of consolidated financial statements that are free from material misstatement, whether due to fraud or error.

Auditor's Responsibility

Our responsibility is to express an opinion on these consolidated financial statements based on our audit and to report our opinion solely to you, as a body, and for no other purpose. We do not assume responsibility towards or accept liability to any other person for the contents of this report.

We conducted our audit in accordance with Hong Kong Standards on Auditing issued by the Hong Kong Institute of Certified Public Accountants. Those standards require that we comply with ethical requirements and plan and perform the audit to obtain reasonable assurance about whether the consolidated financial statements are free from material misstatement.

羅兵咸永道

致華鼎集團控股有限公司列位股東
(於開曼群島註冊成立之有限公司)

本核數師(以下簡稱「我們」)已審核列載於第59至第174頁之華鼎集團控股有限公司(「貴公司」)及其附屬公司(統稱「貴集團」)之綜合財務報表，此綜合財務報表包括於二零一四年十二月三十一日之綜合及公司資產負債表，以及截至該日止年度之綜合全面收入表、綜合權益變動表及綜合現金流量報表，以及主要會計政策概要及其他解釋資料。

董事就綜合財務報表須承擔之責任

貴公司董事負責根據香港會計師公會頒佈之香港財務報告準則及香港《公司條例》的披露規定編製綜合財務報表，以令綜合財務報表作出真實而公平的反映，及落實其認為編製綜合財務報表所必要的內部控制，以使綜合財務報表不存在由於欺詐或錯誤而導致之重大錯誤陳述。

核數師之責任

我們之責任是根據我們的審核對該等綜合財務報表作出意見，並僅向整體股東報告，除此之外本報告別無其他目的。我們不會就本報告之內容向任何其他人士負上或承擔任何責任。

我們已根據香港會計師公會頒佈之香港審計準則進行審核。該等準則要求我們遵守道德規範，並規劃及執行審計，以合理確定綜合財務報表是否不存在任何重大錯誤陳述。

PricewaterhouseCoopers, 22/F, Prince's Building, Central, Hong Kong
T: +852 2289 8888, F: +852 2810 9888, www.pwchk.com



羅兵咸永道

An audit involves performing procedures to obtain audit evidence about the amounts and disclosures in the consolidated financial statements. The procedures selected depend on the auditor's judgment, including the assessment of the risks of material misstatement of the consolidated financial statements, whether due to fraud or error. In making those risk assessments, the auditor considers internal control relevant to the entity's preparation of consolidated financial statements that give a true and fair view in order to design audit procedures that are appropriate in the circumstances, but not for the purpose of expressing an opinion on the effectiveness of the entity's internal control. An audit also includes evaluating the appropriateness of accounting policies used and the reasonableness of accounting estimates made by the directors, as well as evaluating the overall presentation of the consolidated financial statements.

We believe that the audit evidence we have obtained is sufficient and appropriate to provide a basis for our audit opinion.

Opinion

In our opinion, the consolidated financial statements give a true and fair view of the state of affairs of the Company and of the Group as at 31 December 2014, and of the Group's loss and cash flows for the year then ended in accordance with Hong Kong Financial Reporting Standards and have been properly prepared in accordance with the disclosure requirements of the Hong Kong Companies Ordinance.

PricewaterhouseCoopers
Certified Public Accountants

Hong Kong, 26 March 2015

審計涉及執程序以獲取有關綜合財務報表所載金額及披露資料的審計憑證。所選定的程序取決於核數師的判斷，包括評估由於欺詐或錯誤而導致綜合財務報表存在重大錯誤陳述的風險。在評估該等風險時，核數師考慮與該公司編製綜合財務報表以作出真實而公平的反映相關的內部控制，以設計適當的審計程序，但目的並非對公司內部控制的有效性發表意見。審計亦包括評價董事所採用會計政策的合適性及作出會計估計的合理性，以及評價綜合財務報表的整體列報方式。

我們相信，我們所獲得之審計憑證能充足和適當地為我們之審計意見提供基礎。

意見

我們認為，該等綜合財務報表已根據香港財務報告準則真實及公平地反映貴公司及貴集團於二零一四年十二月三十一日之事務狀況，以及貴集團截至該日止年度之溢利及現金流量，並已按照香港《公司條例》之披露規定妥為編製。

羅兵咸永道會計師事務所
執業會計師

香港，二零一五年三月二十六日

PricewaterhouseCoopers, 22/F, Prince's Building, Central, Hong Kong
T: +852 2289 8888, F: +852 2810 9888, www.pwchk.com

Consolidated Balance Sheet

綜合資產負債表

As at 31 December 2014 於二零一四年十二月三十一日

			2014 二零一四年 HK\$'000 千港元	2013 二零一三年 HK\$'000 千港元
		Note 附註		
ASSETS	資產			
Non-current assets	非流動資產			
Property, plant and equipment	物業、廠房及設備	6	741,296	835,443
Investment properties	投資物業	7	23,000	20,000
Land use rights	土地使用權	8	84,688	89,218
Interests in associates	於聯營公司之權益	10	2,048	580,601
Loan to an associate	貸款予一間聯營公司	10	216,448	312,512
Interests in joint ventures	於合營公司之權益	11	19,842	7,198
Intangible assets	無形資產	12	91,170	126,961
Promissory note	承兌票據	15	51,800	64,869
Deferred income tax assets	遞延所得稅資產	21	51,773	50,474
			1,282,065	2,087,276
Current assets	流動資產			
Inventories	存貨	14	713,751	723,762
Trade and other receivables	應收貿易賬款及其他應收款項	15	719,336	665,274
Tax recoverable	可收回稅項		10,907	—
Available-for-sale financial assets	可供出售金融資產	16	348,071	—
Financial assets at fair value through profit or loss	按公平值列賬在損益表中處理之金融資產	17	22,116	16,091
Entrusted loans	委託貸款	15	182,113	204,630
Derivative financial instruments	衍生金融工具	13	—	1,540
Cash and bank balances	現金及銀行結餘	18	337,432	222,952
			2,333,726	1,834,249
Total assets	資產總額		3,615,791	3,921,525

The notes on pages 67 to 174 are an integral part of these financial statements.

第67至第174頁之附註為此等財務報表之組成部份。

Consolidated Balance Sheet

綜合資產負債表

As at 31 December 2014 於二零一四年十二月三十一日

		Note 附註	2014 二零一四年 HK\$'000 千港元	2013 二零一三年 HK\$'000 千港元
EQUITY	權益			
Equity attributable to equity holders of the Company	本公司股權持有人應佔權益			
Share capital	股本	19	209,982	209,982
Reserves	儲備	20	2,319,833	2,662,967
Proposed dividends	擬派股息	20	—	83,152
			2,529,815	2,956,101
Non-controlling interests	非控制性權益		31,582	43,065
Total equity	權益總額		2,561,397	2,999,166
LIABILITIES	負債			
Non-current liabilities	非流動負債			
Deferred income tax liabilities	遞延所得稅負債	21	12,959	14,760
Current liabilities	流動負債			
Trade and other payables	應付貿易賬款及其他應付款項	22	662,046	569,300
Bank borrowings	銀行借款	23	340,358	316,211
Derivative financial instruments	衍生金融工具	13	29,378	274
Current income tax liabilities	流動所得稅負債		9,653	21,814
			1,041,435	907,599
Total liabilities	負債總額		1,054,394	922,359
Total equity and liabilities	權益及負債總額		3,615,791	3,921,525
Net current assets	流動資產淨額		1,292,291	926,650
Total assets less current liabilities	資產總額減流動負債		2,574,356	3,013,926

TING Man Yi

丁敏兒

Director

董事

TING Hung Yi

丁雄尔

Director

董事

The notes on pages 67 to 174 are an integral part of these financial statements.

第67至第174頁之附註為此等財務報表之組成部份。

Balance Sheet

資產負債表

As at 31 December 2014 於二零一四年十二月三十一日

		Note	2014 二零一四年 HK\$'000 千港元	2013 二零一三年 HK\$'000 千港元
		附註		
ASSETS	資產			
Non-current assets	非流動資產			
Investments in subsidiaries	於附屬公司之投資	9	1,240,225	1,245,808
Current assets	流動資產			
Amounts due from subsidiaries	應收附屬公司款項	35(c)	605,437	682,107
Other receivables and prepayments	其他應收款項及預付款項	15	188	245
Cash and bank balances	現金及銀行結餘	18	354	577
			605,979	682,929
Total assets	資產總額		1,846,204	1,928,737
EQUITY	權益			
Equity attributable to equity holders of the Company	本公司股權持有人應佔權益			
Share capital	股本	19	209,982	209,982
Reserves	儲備	20	1,633,709	1,633,022
Proposed dividends	擬派股息	20	—	83,152
Total equity	權益總額		1,843,691	1,926,156
LIABILITIES	負債			
Current liabilities	流動負債			
Other payables and accruals	其他應付款項及應計費用	22	2,513	2,581
Total equity and liabilities	權益及負債總額		1,846,204	1,928,737
Net current assets	流動資產淨額		603,466	680,348
Total assets less current liabilities	資產總額減流動負債		1,843,691	1,926,156

TING Man Yi
丁敏兒
Director
董事

TING Hung Yi
丁雄尔
Director
董事

The notes on pages 67 to 174 are an integral part of these financial statements.

第67至第174頁之附註為此等財務報表之組成部份。

Consolidated Statement of Comprehensive Income

綜合全面收入表

For the year ended 31 December 2014 截至二零一四年十二月三十一日止年度

		Note 附註	2014 二零一四年 HK\$'000 千港元	2013 二零一三年 HK\$'000 千港元
Revenue	收入	5	2,539,001	2,406,843
Cost of sales	銷售成本	28	(1,808,136)	(1,647,108)
Gross profit	毛利		730,865	759,735
Other income	其他收入	24	22,977	24,217
Other gains/(losses), net	其他收益/(虧損)淨額	25	30,374	(18,889)
Selling, marketing and distribution costs	銷售、營銷及分銷成本	28	(334,752)	(301,813)
Administrative expenses	行政開支	28	(318,130)	(294,471)
(Losses)/gains on derivative financial instruments	衍生金融工具(虧損)/ 收益	13	(26,591)	2,552
Impairment loss on goodwill	商譽減值虧損	12	(28,000)	—
Impairment loss on loan to an associate	貸款予聯營公司之減值 虧損	10(c)	(114,633)	—
Impairment loss on entrusted loans	委托貸款之減值虧損	15	(17,737)	—
Loss on transfer of interests in an associate to available-for-sale financial assets	將於聯營公司之權益 轉撥至可供出售金融 資產之虧損	10(b)	(83,528)	—
Operating (loss)/profit	經營(虧損)/溢利		(139,155)	171,331
Finance income	融資收入	26	40,172	60,696
Finance costs	融資成本	26	(13,379)	(18,089)
Share of losses of associates	分佔聯營公司虧損			
— Share of losses of associates before provision for inventory	— 存貨撥備前分佔 聯營公司虧損	10(b)	(11,518)	(9,368)
— Provision for inventory	— 存貨撥備	10(b)	(120,101)	—
Share of (losses)/profits of joint ventures	分佔合營公司(虧損)/ 溢利	11	(2,943)	845
(Loss)/profit before income tax	除所得稅前(虧損)/ 溢利		(246,924)	205,415
Income tax expense	所得稅開支	27	(42,367)	(54,924)
(Loss)/profit for the year	年度(虧損)/溢利		(289,291)	150,491

The notes on pages 67 to 174 are an integral part of these financial statements.

第67至第174頁之附註為此等財務報表之組成部份。

Consolidated Statement of Comprehensive Income

綜合全面收入表

For the year ended 31 December 2014 截至二零一四年十二月三十一日止年度

	Note 附註	2014 二零一四年 HK\$'000 千港元	2013 二零一三年 HK\$'000 千港元
Other comprehensive (loss)/income	其他全面(虧損)/收入		
Items that may be reclassified to profit or loss	可能重新分類至損益表之項目		
Currency translation differences	貨幣換算差額	(63,419)	76,427
Revaluation gain on available-for-sale financial assets	可供出售金融資產之重估收益	141	—
Other comprehensive (loss)/income, net of tax	其他全面(虧損)/收入(扣除稅項)	(63,278)	76,427
Total comprehensive (loss)/income	全面(虧損)/收入總額	(352,569)	226,918
(Loss)/profit attributable to:	以下人士應佔之(虧損)/溢利:		
Equity holders of the Company	本公司股權持有人	(280,928)	151,217
Non-controlling interests	非控制性權益	(8,363)	(726)
		(289,291)	150,491
Total comprehensive (loss)/income attributable to:	以下人士應佔之全面(虧損)/收入總額:		
Equity holders of the Company	本公司股權持有人	(343,134)	226,313
Non-controlling interests	非控制性權益	(9,435)	605
		(352,569)	226,918
(Loss)/earnings per share for (loss)/profit attributable to the equity holders of the Company during the year (expressed in HK cents per share)	年內本公司股權持有人應佔(虧損)/溢利之每股(虧損)/盈利(以每股股份港仙呈列)		
— basic	— 基本	31	(13.38) cents 仙
— diluted	— 攤薄	31	(13.38) cents 仙
Dividends	股息	32	—
			83,152

The notes on pages 67 to 174 are an integral part of these financial statements.

第67至第174頁之附註為此等財務報表之組成部份。

Consolidated Statement of Changes in Equity

綜合權益變動報表

For the year ended 31 December 2014 截至二零一四年十二月三十一日止年度

		Attributable to the equity holders of the Company 本公司股權持有人應佔						
		Share capital	Share premium	Other reserves	Retained earnings	Total	Non-controlling interests	Total equity
		股本	股份溢價	其他儲備	保留盈利	總額	非控制性權益	權益總額
		HK\$'000	HK\$'000	HK\$'000	HK\$'000	HK\$'000	HK\$'000	HK\$'000
		千港元	千港元	千港元	千港元	千港元	千港元	千港元
At 1 January 2014	於二零一四年一月一日	209,982	978,251	642,085	1,125,783	2,956,101	43,065	2,999,166
Comprehensive loss	全面虧損							
Loss for the year	年內虧損	—	—	—	(280,928)	(280,928)	(8,363)	(289,291)
Other comprehensive income/ (loss)	其他全面收入/(虧損)							
Items that may be reclassified to profit or loss	可能重新分類至損益表之項目							
Revaluation gain on available-for-sale financial assets	可供出售金融資產之重估收益	16	—	130	—	130	11	141
Currency translation differences	貨幣換算差額	20	—	(62,336)	—	(62,336)	(1,083)	(63,419)
Total comprehensive loss	全面虧損總額	—	—	(62,206)	(280,928)	(343,134)	(9,435)	(352,569)
Transactions with equity holders of the Company	與本公司股權持有人之交易							
2013 final and special dividends paid	二零一三年已付終期及特別股息	32	—	—	(83,152)	(83,152)	—	(83,152)
Dividend paid to a non-controlling shareholder	已付非控股股東之股息	—	—	—	—	—	(2,048)	(2,048)
Profit appropriation	溢利分配	—	—	505	(505)	—	—	—
Total transactions with equity holders of the Company	與本公司股權持有人之交易總額	—	—	505	(83,657)	(83,152)	(2,048)	(85,200)
At 31 December 2014	於二零一四年十二月三十一日	209,982	978,251	580,384	761,198	2,529,815	31,582	2,561,397

The notes on pages 67 to 174 are an integral part of these financial statements.

第67至第174頁之附註為此等財務報表之組成部份。

Consolidated Statement of Changes in Equity

綜合權益變動報表

For the year ended 31 December 2014 截至二零一四年十二月三十一日止年度

		Attributable to the equity holders of the Company 本公司股權持有人應佔					Non-	Total
		Share capital	Share premium	Other reserves	Retained earnings	Total	controlling interests	equity
		股本	股份溢價	其他儲備	保留盈利	總額	非控制性 權益	權益總額
Note		HK\$'000	HK\$'000	HK\$'000	HK\$'000	HK\$'000	HK\$'000	HK\$'000
附註		千港元	千港元	千港元	千港元	千港元	千港元	千港元
At 1 January 2013	於二零一三年一月一日	209,857	976,349	567,623	1,052,259	2,806,088	42,460	2,848,548
Comprehensive income	全面收入							
Profit/(loss) for the year	年內溢利/(虧損)	—	—	—	151,217	151,217	(726)	150,491
Other comprehensive income	其他全面收入							
Item that may be reclassified to profit or loss	可能重新分類至損益表之項目							
Currency translation differences	貨幣換算差額	20	—	75,096	—	75,096	1,331	76,427
Total comprehensive income	全面收入總額	—	—	75,096	151,217	226,313	605	226,918
Transactions with equity holders of the Company	與本公司股權持有人之交易							
Employee share option scheme:	僱員購股權計劃:							
— proceeds from share issues	— 發行股份所得款項	19, 20	125	1,902	(1,902)	—	125	—
— value of employee services	— 僱員服務價值	20	—	—	1,268	—	1,268	—
2012 final dividend paid	二零一二年已付終期股息	32	—	—	(77,693)	(77,693)	—	(77,693)
Total transactions with equity holders of the Company	與本公司股權持有人之交易總額		125	1,902	(634)	(77,693)	—	(76,300)
At 31 December 2013	於二零一三年十二月三十一日	209,982	978,251	642,085	1,125,783	2,956,101	43,065	2,999,166

The notes on pages 67 to 174 are an integral part of these financial statements.

第67至第174頁之附註為此等財務報表之組成部份。

Consolidated Statement of Cash Flows

綜合現金流量報表

For the year ended 31 December 2014 截至二零一四年十二月三十一日止年度

		Note 附註	2014 二零一四年 HK\$'000 千港元	2013 二零一三年 HK\$'000 千港元
Cash flows from operating activities	營運活動現金流量			
Net cash generated from operations	經營所得現金淨額	33(a)	279,241	282,619
Interest paid	已付利息		(13,379)	(18,089)
Income tax paid	已付所得稅		(68,960)	(54,264)
Net cash generated from operating activities	營運活動所得現金淨額		196,902	210,266
Cash flows from investing activities	投資活動現金流量			
Capital injection to an associate	注資予一間聯營公司	10(b)	(24,316)	—
Capital injection to a joint venture	注資予一間合營公司	11(a)	(15,819)	—
Addition of a joint venture	增購一間合營公司	11(a)	—	(4,350)
Advances to associates	墊款予聯營公司	10(b)	—	(9,718)
Loan to an associate	貸款予一間聯營公司	10(c)	(25,868)	(67,845)
Purchases of property, plant and equipment	購買物業、廠房及設備		(42,589)	(198,770)
Proceed from disposal of an associate	出售一間聯營公司所得款項	10(b)	22,051	—
Repayment of advance from an associate	一間聯營公司償還墊款	10(b)	19,756	—
Proceeds from disposal of property, plant and equipment	出售物業、廠房及設備所得款項	33(b)	2,410	1,548
Increase in entrusted loans	委託貸款增加		—	(167,611)
(Increase)/decrease in term deposits with initial term of over three months	原期限超過三個月之定期存款(增加)/減少		(46,945)	39,561
(Increase)/decrease in pledged deposits	已抵押存款(增加)/減少		(16,836)	24,596
Proceed from repayment of promissory note	償還承兌票據所得款項		3,868	15,462
Interest received	已收利息		40,172	60,696
Net cash used in investing activities	投資活動所用現金淨額		(84,116)	(306,431)
Cash flows from financing activities	融資活動現金流量			
Proceeds from issuance of ordinary shares	發行普通股所得款項		—	125
Proceeds from bank borrowings	銀行借款所得款項		289,863	206,528
Repayment of bank borrowings	償還銀行借款		(265,716)	(183,413)
Dividend paid to a non-controlling shareholder	已付非控股股東股息		(2,048)	—
Dividends paid to equity holders of the Company	已付本公司股權持有人股息		(83,152)	(77,693)
Net cash used in financing activities	融資活動所用現金淨額		(61,053)	(54,453)
Net increase/(decrease) in cash and cash equivalents	現金及現金等值項目增加/(減少)淨額		51,733	(150,618)
Cash and cash equivalents at 1 January	於一月一日之現金及現金等值項目		178,783	320,385
Exchange difference	匯兌差額		(1,034)	9,016
Cash and cash equivalents at 31 December	於十二月三十一日之現金及現金等值項目	18	229,482	178,783

The notes on pages 67 to 174 are an integral part of these financial statements.

第67至第174頁之附註為此等財務報表之組成部份。

Notes to the Financial Statements

財務報表附註

1 General information

China Ting Group Holdings Limited (the “Company”) was incorporated in the Cayman Islands on 31 May 2005 as an exempted company with limited liability under the Companies Law (Cap. 22, Law 3 of 1961, as combined and revised) of the Cayman Islands. The address of the Company’s registered office is Cricket Square, Hutchins Drive, P.O. Box 2681, Grand Cayman KY1-1111, Cayman Islands.

The Company and its subsidiaries (together, the “Group”) are engaged in the manufacturing and sale of garments.

The Company’s shares have been listed on the Main Board of The Stock Exchange of Hong Kong Limited (the “Stock Exchange”) since 15 December 2005 (the “Listing”).

These consolidated financial statements are presented in Hong Kong dollars (“HK\$”), unless otherwise stated. These consolidated financial statements have been approved for issue by the Board of Directors on 26 March 2015.

2 Summary of significant accounting policies

The principal accounting policies applied in the preparation of these consolidated financial statements are set out below. These policies have been consistently applied to all the years presented, unless otherwise stated.

2.1 Basis of preparation

The consolidated financial statements of the Company have been prepared in accordance with Hong Kong Financial Reporting Standards (“HKFRS”). They have been prepared under the historical cost convention, as modified by the revaluation of financial assets at fair value through profit or loss, available-for-sale financial assets, derivative financial instruments and investment properties, which are carried at fair value, as explained below.

The consolidated financial statements are prepared in accordance with the applicable requirements of the predecessor Companies Ordinance (Cap. 32) for this financial year and the comparative period.

The preparation of consolidated financial statements in conformity with HKFRS requires the use of certain critical accounting estimates. It also requires management to exercise its judgement in the process of applying the Group’s accounting policies. The areas involving a higher degree of judgement or complexity, or areas where assumptions and estimates are significant to the consolidated financial statements are disclosed in Note 4.

1 一般資料

華鼎集團控股有限公司(「本公司»)於二零零五年五月三十一日根據開曼群島公司法(第22章,一九六一年第三號法案,經綜合及修訂)在開曼群島註冊成立為獲豁免有限公司。本公司之註冊辦事處位於Cricket Square, Hutchins Drive, P.O. Box 2681, Grand Cayman KY1-1111, Cayman Islands。

本公司及其附屬公司(統稱為「本集團»)之業務為製造及銷售成衣。

本公司股份已自二零零五年十二月十五日在香港聯合交易所有限公司(「聯交所»)主板上市(「上市»)。

除另有說明外,此等綜合財務報表乃以港元(「港元»)呈列。董事會已於二零一五年三月二十六日批准刊發此等綜合財務報表。

2 重大會計政策概要

編製此等綜合財務報表所用之主要會計政策載列如下。除另有說明外,此等政策已於所有呈列年度貫徹應用。

2.1 編製基準

本公司已按照香港財務報告準則(「香港財務報告準則»)編製綜合財務報表。該等報表乃按歷史成本法編製,並就按公平值列賬在損益表中處理之金融資產、可供出售金融資產、衍生金融工具及投資物業(全部按公平值列賬)之重估作出修訂,說明如下。

本財政年度及可資比較期間之綜合財務報表乃按照舊公司條例(第32章)之適用規定編製。

依據香港財務報告準則編製綜合財務報表須使用若干重要會計估計。管理層於應用本集團會計政策時亦需發揮其判斷力。涉及大量判斷或複雜程度較高之範疇,或對綜合財務報表具重大影響之假設及估計所屬之範疇,均於附註4中披露。

2 Summary of significant accounting policies (continued)

2.1 Basis of preparation (continued)

(a) *New and amended standards adopted by the Group*

The following new or amended standards have been adopted by the Group for the first time for the financial year beginning on or after 1 January 2014:

HKAS 32 (Amendment)	Offsetting Financial Assets and Financial Liabilities
HKAS 36 (Amendment)	Recoverable Amount Disclosures for Non-Financial Assets
HKAS 39 (Amendment)	Novation of Derivatives and Continuation of Hedge Accounting
HKFRS 10, HKFRS 12 and HKAS 27	Investment Entities
HK(IFRIC) — Int 21	Levies

In addition, the requirements of Part 9 “Accounts and Audit” of the new Hong Kong Companies Ordinance (Cap. 622) come into operation as from the Company's first financial year commencing on or after 3 March 2014 in accordance with section 358 of that Ordinance. The Group is in the process of making an assessment of expected impact of the changes in the Companies Ordinance on the consolidated financial statements in the period of initial application of Part 9 of the new Hong Kong Companies Ordinance (Cap. 622). So far it has concluded that the impact is unlikely to be significant and only the presentation and the disclosure of information in the consolidated financial statements will be affected.

2 重大會計政策概要(續)

2.1 編製基準(續)

(a) *本集團所採納之新訂及經修訂準則*

本集團已於二零一四年一月一日或之後開始之財政年度首次採納下列新訂或經修訂準則：

香港會計準則第32號(修訂本)	抵銷金融資產及金融負債
香港會計準則第36號(修訂本)	非金融資產之可收回金額披露
香港會計準則第39號(修訂本)	衍生工具之更替及對沖會計之延續
香港財務報告準則第10號、香港財務報告準則第12號及香港會計準則第27號	投資實體
香港(國際財務報告詮釋委員會) — 詮釋第21號	徵費

此外，根據新香港公司條例(第622章)第358條，該條例第9部有關「賬目及審計」之規定於本公司在二零一四年三月三日或之後開始之首個財政年度實施。本集團正評估公司條例變動預期對首次應用新香港公司條例(第622章)第9部期間之綜合財務報表構成之影響。就目前所得結論為影響應並不重大且僅會影響綜合財務報表內資料之呈列及披露。

2 Summary of significant accounting policies (continued)

2.1 Basis of preparation (continued)

- (b) *New standards and amendments to existing standards that have been issued but are not effective for the financial year beginning 1 January 2014 and have not been early adopted*

		Effective for accounting periods beginning on or after
HKAS 19 (Amendment)	Defined Benefit Plans: Employee Contributions	1 July 2014
Annual improvements 2010 to 2012	Improvements to HKASs and HKFRSs	1 July 2014
Annual improvements 2011 to 2013	Improvements to HKASs and HKFRSs	1 July 2014
Annual improvements 2012 to 2014	Improvements to HKASs and HKFRSs	1 January 2016
HKFRS 14	Regulatory Deferral Accounts	1 January 2016
HKFRS 10 and HKAS 28 (Amendment)	Sale or Contribution of Assets Between an Investor and its Associate or Joint Venture	1 January 2016
HKFRS 11 (Amendment)	Accounting for Acquisitions of Interests in Joint Operations	1 January 2016
HKAS 16 and HKAS 38 (Amendment)	Clarification of Acceptable Methods of Depreciation and Amortisation	1 January 2016
HKAS 27 (Amendment)	Equity Method in Separate Financial Statements	1 January 2016
HKFRS 15	Revenue from Contracts with Customers	1 January 2017
HKFRS 9	Financial Instruments	1 January 2018

2 重大會計政策概要(續)

2.1 編製基準(續)

- (b) *已頒佈但於二零一四年一月一日開始之財政年度尚未生效且亦無提前採納之新訂準則及現有準則之修訂本*

		於以下日期 或之後開始 之會計期間 生效
香港會計準則 第19號(修訂本)	定額福利計劃：僱員供款	二零一四年 七月一日
二零一零年至 二零一二年之 年度改進	香港會計準則及香港 財務報告準則之 改進	二零一四年 七月一日
二零一一年至 二零一三年 之年度改進	香港會計準則及香港 財務報告準則之 改進	二零一四年 七月一日
二零一二年至 二零一四年 之年度改進	香港會計準則及香港 財務報告準則之 改進	二零一六年 一月一日
香港財務報告準則 第14號	監管遞延賬目	二零一六年 一月一日
香港財務報告準則 第10號及香港 會計準則第28號 (修訂本)	投資者與其聯營公司 或合營公司之間 出售或注入資產	二零一六年 一月一日
香港財務報告準則 第11號(修訂本)	收購於合營業務權益 之會計法	二零一六年 一月一日
香港會計準則第16號 及香港會計準則 第38號(修訂本)	澄清折舊及攤銷之 可接受方法	二零一六年 一月一日
香港會計準則第27號 (修訂本)	獨立財務報表之 權益法	二零一六年 一月一日
香港財務報告準則 第15號	客戶合約收益	二零一七年 一月一日
香港財務報告準則 第9號	金融工具	二零一八年 一月一日

2 Summary of significant accounting policies (continued)

2.1 Basis of preparation (continued)

- (b) *New standards and amendments to existing standards that have been issued but are not effective for the financial year beginning 1 January 2014 and have not been early adopted (continued)*

The Group has already commenced an assessment of the likely impact of adopting the above new standards and amendments to existing standards but it is not yet in a position to state whether they will have a significant impact on its reported results of operations and financial position. The Group plans to adopt these new standards and amendments to existing standards when they become effective.

2.2 Consolidation

The consolidated financial statements include the financial statements of the Company and all of its subsidiaries made up to 31 December.

- (a) *Subsidiaries*

A subsidiary is an entity (including a structured entity) over which the Group has control. The Group controls an entity when the Group is exposed to, or has rights to, variable returns from its involvement with the entity and has the ability to affect those returns through its power over the entity. Subsidiaries are consolidated from the date on which control is transferred to the Group. They are deconsolidated from the date that control ceases.

The Group applies the acquisition method to account for business combinations. The consideration transferred for the acquisition of a subsidiary is the fair values of the assets transferred, the liabilities incurred to the former owners of the acquiree and the equity interests issued by the Group. The consideration transferred includes the fair value of any asset or liability resulting from a contingent consideration arrangement. Identifiable assets acquired and liabilities and contingent liabilities assumed in a business combination are measured initially at their fair values at the acquisition date.

Acquisition-related costs are expensed as incurred.

2 重大會計政策概要(續)

2.1 編製基準(續)

- (b) *已頒佈但於二零一四年一月一日開始之財政年度尚未生效且亦無提前採納之新訂準則及現有準則之修訂本(續)*

本集團已開始評估採納上述新訂準則及現有準則之修訂本可能造成之影響，但尚無法確定有關準則及修訂本會否對其所申報之經營業績及財務狀況造成重大影響。本集團計劃於該等新訂準則及現有準則之修訂本生效時採納。

2.2 綜合賬目

綜合財務報表包括本公司及其所有附屬公司以十二月三十一日為結算日之財務報表。

- (a) *附屬公司*

附屬公司指本集團對其擁有控制權之實體(包括結構實體)。當本集團面對或有權自其參與實體而取得浮動回報及透過其對實體擁有之權力而有能力影響該等回報，則本集團對實體擁有控制權。附屬公司由控制權轉讓予本集團當日起全面綜合賬目，並於控制權終止當日停止綜合賬目。

本集團採用收購會計法為業務合併入賬。就收購一間附屬公司所轉讓代價為所轉讓資產、對被收購人之前擁有人產生之負債及本集團所發行股權之公平值。所轉讓代價包括或然代價安排所產生之任何資產或負債之公平值。於業務合併時所收購之可識別資產及所承擔之負債及或然負債初始按其於收購日期之公平值計量。

收購相關成本於產生時支銷。

2 Summary of significant accounting policies (continued)

2.2 Consolidation (continued)

(a) Subsidiaries (continued)

The excess of the consideration transferred, the amount of any non-controlling interests in the acquiree and the acquisition-date fair value of any previous equity interest in the acquiree over the fair value of the identifiable net assets acquired is recorded as goodwill. If this is less than the fair value of the net assets of the subsidiary acquired in the case of a bargain purchase, the difference is recognised directly in the consolidated profit or loss (Note 2.7).

Inter-company transactions, balances and unrealised gains on transactions between group companies are eliminated. Unrealised losses are also eliminated. Accounting policies of subsidiaries have been changed where necessary to ensure consistency with the policies adopted by the Group.

Investments in subsidiaries are accounted for at cost less impairment. Cost is adjusted to reflect changes in consideration arising from contingent consideration amendments. Cost also includes direct attributable costs of investment. The results of subsidiaries are accounted for by the Company on the basis of dividend received and receivable.

Impairment testing of the investments in subsidiaries is required upon receiving dividends from these investments if the dividend exceeds the total comprehensive income of the subsidiary in the period the dividend is declared or if the carrying amount of the investment in the separate financial statements exceeds the carrying amount in the consolidated financial statements of the investee's net assets including goodwill.

2 重大會計政策概要(續)

2.2 綜合賬目(續)

(a) 附屬公司(續)

所轉讓代價、被收購人之任何非控制性權益金額及任何先前於被收購人之股權於收購日期之公平值，超逾所收購可識別資產淨值之公平值之差額乃入賬列作商譽。倘在廉價購入之情況下，該數額低於所收購附屬公司資產淨值之公平值，則該差額會直接於綜合損益表內確認(附註2.7)。

集團內公司間之公司間交易、結餘及交易之未變現收益均予以抵銷。未變現虧損亦會抵銷。附屬公司之會計政策已按需要作出變更，以確保與本集團所採納之政策相符。

於附屬公司之投資乃以成本減去減值入賬。成本經調整以反映因或然代價修訂產生之代價變動。成本亦包括投資之直接應佔費用。附屬公司之業績乃由本公司按已收及應收股息為基準入賬。

倘從附屬公司投資收取之股息超過該附屬公司於股息宣派期間之全面收入總額，或倘獨立財務報表所列投資之賬面值超過綜合財務報表所列被投資公司資產淨值(包括商譽)之賬面值，則於收到該等投資之股息後須對有關投資進行減值測試。

2 Summary of significant accounting policies (continued)

2.2 Consolidation (continued)

(b) Transactions with non-controlling interests

The Group treats transactions with non-controlling interests as transactions with equity owners of the Group. For purchases from non-controlling interests, the difference between any consideration paid and the relevant share acquired of the carrying value of net assets of the subsidiary is recorded in equity. Gains or losses on disposals to non-controlling interests are also recorded in equity.

When the Group ceases to have control or significant influence, any retained interest in the entity is remeasured to its fair value, with the change in carrying amount recognised in the consolidated profit or loss. The fair value is the initial carrying amount for the purposes of subsequently accounting for the retained interest as an associate, joint venture or financial asset. In addition, any amounts previously recognised in other comprehensive income in respect of that entity are accounted for as if the Group had directly disposed of the related assets or liabilities. This may mean that amounts previously recognised in other comprehensive income are reclassified to consolidated profit or loss.

2 重大會計政策概要(續)

2.2 綜合賬目(續)

(b) 與非控制性權益之交易

本集團視與非控制性權益進行之交易為與本集團股權持有人進行之交易。就向非控制性權益採購而言，所支付之任何代價與於附屬公司資產淨值賬面值中所取得相關份額之差額於權益中入賬。出售非控制性權益所產生之收益或虧損亦於權益入賬。

當本集團不再擁有控制權或重大影響力時，於該實體之任何保留權益按其公平值重新計量，而賬面值變動則於綜合損益表中確認。就其後入賬列作聯營公司、合營公司或金融資產之保留權益而言，公平值指初始賬面值。此外，先前就該實體於其他全面收入內確認之任何金額按猶如本集團已直接出售有關資產或負債之方式入賬。這可能意味著先前在其他全面收入內確認之金額乃重新分類至綜合損益表。

2 Summary of significant accounting policies (continued)

2.2 Consolidation (continued)

(c) Associates

Associates are all entities over which the Group has significant influence but not control, generally accompanying a shareholding of between 20% and 50% of the voting rights. Investments in associates are accounted for using the equity method of accounting and are initially recognised at cost. The Group's investment in associates includes goodwill identified on acquisition, net of any accumulated impairment loss.

If the ownership interest in an associate is reduced but significant influence is retained, only a proportionate share of the amounts previously recognised in other comprehensive income are reclassified to the consolidated profit or loss where appropriate.

The Group's share of its associates' post-acquisition profits or losses is recognised in the consolidated profit or loss, and its share of post-acquisition movements in other comprehensive income is recognised in other comprehensive income. The cumulative post-acquisition movements are adjusted against the carrying amount of the investment. When the Group's share of losses in an associate equals or exceeds its interest in the associate, including any other unsecured receivables, the Group does not recognise further losses, unless it has incurred obligations or made payments on behalf of the associate.

The Group determines at each reporting date whether there is any objective evidence that the investments in the associates are impaired. If this is the case, the Group calculates the amount of impairment as the difference between the recoverable amount of the associates and its carrying values and recognises the amount adjacent to 'share of losses of associates' in the consolidated profit or loss.

Unrealised gains on transactions between the Group and its associates are eliminated to the extent of the Group's interest in the associates. Unrealised losses are also eliminated unless the transaction provides evidence of an impairment of the asset transferred.

2 重大會計政策概要(續)

2.2 綜合賬目(續)

(c) 聯營公司

聯營公司指本集團擁有重大影響力但並不擁有控制權，且一般擁有之股權相當於20%至50%投票權之所有實體。於聯營公司之投資乃使用權益會計法入賬，並初步按成本確認。本集團於聯營公司之投資包括收購時所識別之商譽(扣除任何累計減值虧損)。

倘於聯營公司之所有權權益減少但保留重大影響力，則先前於其他全面收入內確認之金額僅有一定比例部份乃重新分類至綜合損益表(如適用)。

本集團分佔其聯營公司之收購後溢利或虧損乃於綜合損益表中確認，而其分佔收購後之其他全面收入之變動則在其他全面收入中確認。收購後累計變動乃按投資賬面值作出調整。當本集團分佔聯營公司之虧損等於或超過其於聯營公司之權益(包括任何其他無抵押應收款項)，則本集團不會確認進一步虧損，惟本集團代表聯營公司產生責任或支付款項則除外。

本集團在每個報告日期釐定於聯營公司之投資是否存在任何客觀減值證據。倘情況屬實，則本集團計算之減值金額為聯營公司之可收回金額與其賬面值間之差額，並確認有關金額為綜合損益表之「分佔聯營公司虧損」。

本集團與其聯營公司所進行交易之未變現收益按本集團於聯營公司之權益比例抵銷。除非有關交易證明所轉讓資產出現減值，否則未變現虧損亦予以抵銷。

2 Summary of significant accounting policies (continued)

2.2 Consolidation (continued)

(c) Associates (continued)

Accounting policies of associates have been changed where necessary to ensure consistency with the policies adopted by the Group.

Dilution gains and losses arising in investments in associates are recognised in the consolidated profit or loss.

(d) Joint ventures

Joint ventures are accounted for using the equity method.

Under the equity method of accounting, interests in joint ventures are initially recognised at cost and adjusted thereafter to recognise the Group's share of the post-acquisition profits or losses and movements in other comprehensive income. When the Group's share of losses in a joint venture equals or exceeds its interests in the joint ventures (which includes any long-term interests that, in substance, form part of the Group's net investment in the joint ventures), the Group does not recognise further losses, unless it has incurred obligations or made payments on behalf of the joint ventures.

Unrealised gains on transactions between the Group and its joint ventures are eliminated to the extent of the Group's interest in the joint ventures. Unrealised losses are also eliminated unless the transaction provides evidence of an impairment of the asset transferred. Accounting policies of the joint ventures have been changed where necessary to ensure consistency with the policies adopted by the Group.

2.3 Segment reporting

Operating segments are reported in a manner consistent with the internal reporting provided to the chief operating decision-maker. The chief operating decision-maker, who is responsible for allocating resources and assessing performance of the operating segments, has been identified as the executive directors who make strategic decisions.

2 重大會計政策概要(續)

2.2 綜合賬目(續)

(c) 聯營公司(續)

聯營公司之會計政策已在需要時作出改動，以確保與本集團所採納之政策貫徹一致。

於聯營公司之投資所產生之攤薄收益及虧損於綜合損益表中確認。

(d) 合營公司

合營公司乃使用權益法入賬。

根據權益會計法，於合營公司之權益最初按成本確認，隨後進行調整以確認本集團應佔收購後溢利或虧損及其他全面收入之變動。倘本集團應佔合營公司之虧損等於或超過其於合營公司之權益(包括實際上構成本集團於合營公司之投資淨額一部份之任何長期權益)，則本集團不會再確認虧損，除非本集團代表合營公司產生負債或支付款項，則作別論。

本集團與其合營公司所進行交易之未變現收益按本集團於合營公司之權益比例抵銷。除非有關交易證明所轉讓資產出現減值，否則未變現虧損亦予以抵銷。合營公司之會計政策已在有需要時作出改動，以確保與本集團所採納之政策貫徹一致。

2.3 分部報告

營運分部報告與向主要營運決策人提供之內部報告之方式貫徹一致。主要營運決策人負責分配資源及評估營運分部業績，並已獲識別為制定戰略決策之董事會。

2 Summary of significant accounting policies (continued)

2.4 Foreign currency translation

(a) Functional and presentation currency

Items included in the financial statements of each of the Group's entities are measured using the currency of the primary economic environment in which the entity operates (the "functional currency"). The consolidated financial statements are presented in Hong Kong dollars ("HK\$"), which is the Company's presentation currency. The functional currency of the Company is United States dollars ("US\$").

(b) Transactions and balances

Foreign currency transactions are translated into functional currency using the exchange rates prevailing at the dates of the transactions. Foreign exchange gains and losses resulting from the settlement of such transactions and from the translation at year-end exchange rates of monetary assets and liabilities denominated in foreign currencies are recognised in the consolidated profit or loss.

(c) Group's entities

The results and financial position of all the Group's entities (none of which has the currency of a hyperinflationary economy) that have a functional currency different from the presentation currency are translated into the presentation currency as follows:

- (i) assets and liabilities for each balance sheet presented are translated at the closing rate at the date of that balance sheet;
- (ii) income and expenses for each profit or loss are translated at average exchange rates (unless this average is not a reasonable approximation of the cumulative effect of the rates prevailing on the transaction dates, in which case income and expenses are translated at the dates of the transactions); and
- (iii) all resulting exchange differences are recognised in other comprehensive income.

2 重大會計政策概要(續)

2.4 外幣換算

(a) 功能及呈報貨幣

本集團各實體之財務報表所包括項目，乃按該實體經營所在之主要經濟環境所用貨幣(「功能貨幣」)計量。綜合財務報表以港元(「港元」)呈列，港元為本公司之呈報貨幣。本公司之功能貨幣為美元(「美元」)。

(b) 交易及結餘

外幣交易按於交易日期當時之匯率換算為功能貨幣。因結算該等交易及按年結日匯率換算外幣計值之貨幣資產及負債而產生之匯兌盈虧，均於綜合損益表中確認。

(c) 本集團各實體

本集團所有實體(全部均非採用高通脹經濟體系貨幣)之功能貨幣倘有別於呈報貨幣，其業績及財務狀況乃按以下方式換算為呈報貨幣：

- (i) 各資產負債表所列資產及負債按該結算日之收市匯率換算；
- (ii) 各損益表所列收支按平均匯率換算(除非此平均匯率並非合理地概括反映於交易日期當時匯率之累計影響，在此情況下，收支則按交易日期之匯率換算)；及
- (iii) 因此產生之一切匯兌差額均於其他全面收入中確認。

2 Summary of significant accounting policies (continued)

2.4 Foreign currency translation (continued)

(c) Group's entities (continued)

On consolidation, exchange differences arising from the translation of the net investment in foreign operations are taken to shareholders' equity. When a foreign operation is partially disposed of or sold, exchange differences that were recorded in equity are recognised in the consolidated profit or loss as part of the gain or loss on sale.

Goodwill and fair value adjustments arising on the acquisition of a foreign entity are treated as assets and liabilities of the foreign entity and translated at the closing rate.

2.5 Property, plant and equipment

Property, plant and equipment, except for construction in progress, are stated at historical cost less accumulated depreciation and accumulated impairment losses. Historical cost includes expenditure that is directly attributable to the acquisition of the items.

Subsequent costs are included in the asset's carrying amount or recognised as a separate asset, as appropriate, only when it is probable that future economic benefits associated with the item will flow to the Group and the cost of the item can be measured reliably. The carrying amount of the replaced part is derecognised. All other repairs and maintenance are charged in the profit or loss during the financial period in which they are incurred.

Depreciation of property, plant and equipment is calculated using the straight-line method to allocate their costs to their residual values over their estimated useful lives, as follows:

Leasehold land and buildings	20–40 years or shorter of remaining lease term or useful life
Leasehold improvements	5 years
Plant and machinery	5–10 years
Vehicles	3–10 years
Furniture, fittings and equipment	5–10 years

2 重大會計政策概要(續)

2.4 外幣換算(續)

(c) 本集團各實體(續)

於綜合賬目時，換算海外業務投資淨值所產生之匯兌差額將於股東權益中處理。當處置或出售部份海外業務時，於權益入賬之匯兌差額乃於綜合損益表中確認為銷售收益或虧損之一部份。

收購海外實體所產生之商譽及公平值調整列作海外實體資產及負債，並按收市匯率換算。

2.5 物業、廠房及設備

物業、廠房及設備(在建工程除外)按歷史成本減累計折舊及累計減值虧損後列賬。歷史成本包括收購該等項目直接應佔開支。

只有在項目有關之未來經濟利益將有可能流入本集團及項目成本能可靠計量時，其後成本才會列入資產賬面值或確認為一項單獨資產(視乎適用者而定)。替代部份之賬面值終止確認。所有其他維修及維護則於其產生之財政期間內在損益表扣除。

物業、廠房及設備折舊以直線法計算，按其估計可使用年期將其成本分配至其剩餘價值，估計可使用年期如下：

批租土地及樓宇	20–40年或按餘下租賃年期或可使用年期之較短者
租賃物業裝修	5年
廠房及機械	5–10年
汽車	3–10年
傢俬、裝修及設備	5–10年

2 Summary of significant accounting policies (continued)

2.5 Property, plant and equipment (continued)

The assets' residual values and useful lives are reviewed, and adjusted if appropriate, at each reporting period. An asset's carrying amount is written down immediately to its recoverable amount if the asset's carrying amount is greater than its estimated recoverable amount.

Gains and losses on disposals are determined by comparing proceeds with the carrying amount and are included in the consolidated profit or loss.

Construction in progress represents buildings, plant and machinery under construction or pending installation and is stated at cost less accumulated impairment losses. Cost includes the costs of construction of buildings, costs of plant and machinery, and borrowing costs arising from borrowings used to finance these assets during the year of construction or installation and testing. No provision for depreciation is made on construction in progress until such time as the relevant assets are completed and ready for intended use. When the assets concerned are brought into use, the costs are transferred to respective property, plant and equipment and depreciated in accordance with the policy as stated above.

2.6 Investment properties

Property that is held for long-term rental yields or for capital appreciation or both, and that is not occupied by the Group's entities, is classified as investment property.

Investment property comprises land held under operating leases and buildings held under finance leases. Land held under operating leases are classified and accounted for as investment property when the rest of the definition of investment property is met. The operating lease is accounted for as if it were a finance lease.

2 重大會計政策概要(續)

2.5 物業、廠房及設備(續)

資產剩餘價值及可使用年期於每個報告期間審閱及調整(如適用)。倘資產賬面值大於其估計可收回金額，則該資產賬面值即時撇減至其可收回金額。

出售所得收益及虧損乃透過比較所得款項及賬面值釐定，並包括在綜合損益表內。

在建工程指在建或有待裝置之樓宇、廠房及機械，並按成本減去累計減值虧損後入賬。成本包括樓宇建築成本、廠房及機械成本以及就作為該等資產於興建或安裝及測試年內融資之借貸產生之借貸成本。在建工程直至有關資產完成及可作擬定用途前不計提折舊撥備。當有關資產投入運作時，將成本轉撥至相關物業、廠房及設備，並按上文所述之政策計提折舊。

2.6 投資物業

持作長期租金收益或資本升值或上述兩者之物業，而並非由本集團內各實體佔用之物業，均列作投資物業。

投資物業包括以經營租賃持有之土地及以融資租賃持有之樓宇。根據經營租賃持有之土地如能符合投資物業之餘下定義，均分類為併入賬列作投資物業。經營租賃會當作融資租賃入賬。

2 Summary of significant accounting policies (continued)

2.6 Investment properties (continued)

Investment property is measured initially at its cost, including related transaction costs. After initial recognition, investment property is carried at fair value. Fair value is based on active market prices, adjusted, if necessary, for any difference in the nature, location or condition of the specific asset. If this information is not available, the Group uses alternative valuation methods such as recent prices on less active markets or discounted cash flow projections.

The fair value of investment property reflects, among other things, rental income from current leases and assumptions about rental income from future leases in the light of current market conditions.

The fair value also reflects, on a similar basis, any cash outflows that could be expected in respect of the property. Some of those outflows are recognised as a liability, including finance lease liabilities in respect of land classified as investment property; others, including contingent rent payments, are not recognised in the financial statements.

Subsequent expenditure is charged to the asset's carrying amount only when it is probable that future economic benefits associated with the item will flow to the Group and the cost of the item can be measured reliably. All other repairs and maintenance costs are expensed in the consolidated profit or loss during the financial period in which they are incurred.

Changes in fair values are recognised in the consolidated profit or loss, as part of the "other gains/(losses), net".

2 重大會計政策概要(續)

2.6 投資物業(續)

投資物業初步以成本(包括相關交易成本)計量。經初步確認後，投資物業按公平值列賬。公平值乃以活躍市價為基礎，於必要時就特定資產之性質、地點或狀況之任何差異作出調整。倘無法獲得此等資料，本集團採用其他估值方法，例如活躍度較低市場之近期價格或折算現金流量預測。

投資物業之公平值反映(其中包括)當前租賃所得租金收入及根據當前市況對未來租賃所得租金收入之假設。

在類似基準下，公平值亦反映關於該物業可能預計之任何現金流出。部份該等流出確認為負債，包括有關列作投資物業之土地之融資租賃負債；其他流出(包括或然租金付款)則不會於財務報表中確認。

只有在該項目有關之未來經濟利益將有可能流入本集團及該項目成本能可靠地計量時，其後開支才會於該項資產之賬面值中扣除。所有其他維修及維護成本則於其產生之財政期間內在綜合損益表支銷。

公平值變動於綜合損益表中確認為「其他收益／(虧損)淨額」之一部份。

2 Summary of significant accounting policies (continued)

2.7 Intangible assets

(a) Goodwill

Goodwill represents the excess of the cost of an acquisition over the fair value of the Group's share of the net identifiable assets of the acquired subsidiary/associate at the date of acquisition. Goodwill on acquisitions of subsidiaries is included in intangible assets. Goodwill on acquisitions of associates is included in interests in associates and is tested annually for impairment as part of the overall balance. Separately recognised goodwill is tested annually for impairment and carried at cost less accumulated impairment losses. Impairment losses on goodwill are not reversed. Gains and losses on the disposal of an entity include the carrying amount of goodwill relating to the entity sold.

Goodwill is allocated to cash-generating units ("CGUs") for the purpose of impairment testing. The allocation is made to those CGUs or groups of CGUs that are expected to benefit from the business combination in which the goodwill arose identified according to operating segment.

(b) Trademarks

Trademarks are shown at historical cost. Trademarks have a finite useful life and are carried at cost less accumulated amortisation. Amortisation is calculated using the straight-line method to allocate the cost of trademarks over their estimated useful lives of 10 years.

2 重大會計政策概要(續)

2.7 無形資產

(a) 商譽

商譽指收購成本超出本集團於收購日期分佔已收購附屬公司／聯營公司可識別資產淨值之公平值之差額。收購附屬公司所產生之商譽計入無形資產。收購聯營公司之商譽則計入於聯營公司之權益，並作為整體結餘之一部份每年測試減值。獨立確認之商譽會每年測試減值及以成本減累計減值虧損列賬。商譽之減值虧損並不會撥回。出售實體之收益及虧損包括與已售實體有關之商譽賬面值。

商譽獲分配至現金產生單位(「現金產生單位」)以測試減值。該分配乃就預期可於根據營運分部所識別商譽產生之業務合併中受惠之一項現金產生單位或一組現金產生單位而作出。

(b) 商標

商標以歷史成本列示。商標之可使用年期有限，並按成本減累計攤銷列賬。攤銷使用直線法計算，將商標成本於其預計可使用年期10年內分配。

2 Summary of significant accounting policies (continued)

2.7 Intangible assets (continued)

(c) *Customer relationships*

Customer relationships acquired in a business combination are recognised at fair value at the acquisition date. The customer relationships have a finite useful life and are carried at cost less accumulated amortisation. Amortisation is calculated using the straight-line method over the expected life of the customer relationship of 10 years.

(d) *Exclusive supply rights*

Exclusive supply rights represent the rights to sell pre-determined amount of garments to customers over certain periods of time pursuant to the legal binding agreements entered into between the Group and the customers. Exclusive supply rights are stated at cost less accumulated amortisation and any impairment losses. Exclusive supply rights are amortised over the unexpired periods of the agreements.

2.8 Impairment of non-financial assets

Assets that have an indefinite useful life or have not yet available for use are not subject to amortisation and are tested annually for impairment. Assets are reviewed for impairment whenever events or changes in circumstances indicate that the carrying amount may not be recoverable. An impairment loss is recognised for the amount by which the asset's carrying amount exceeds its recoverable amount. The recoverable amount is the higher of an asset's fair value less costs to sell and value in use. For the purposes of assessing impairment, assets are grouped at the lowest levels for which there are separately identifiable cash flows. Non-financial assets other than goodwill that suffered an impairment are reviewed for possible reversal of the impairment at each reporting date.

2 重大會計政策概要(續)

2.7 無形資產(續)

(c) *客戶關係*

於業務合併過程中獲得之客戶關係按收購日期之公平值確認。客戶關係之可使用年期有限，並按成本減累計攤銷列賬。攤銷乃按客戶關係之估計可使用年期10年使用直線法計算。

(d) *獨家供應權*

獨家供應權指根據本集團與客戶訂立具法律約束力之協議於若干期間內向客戶出售預先釐定數額之成衣之權利。獨家供應權按成本減累計攤銷及任何減值虧損列賬。獨家供應權按有關協議尚未屆滿之期限攤銷。

2.8 非金融資產之減值

無既定可使用年期或尚未可供使用之資產毋須計提攤銷，並每年進行一次減值測試。當出現事件或情況改變顯示未必能收回賬面值時，則會檢討該等資產之減值。減值虧損按資產賬面值超過其可收回數額(即資產公平值減出售成本與使用價值兩者之較高者)之差額確認。就評估減值而言，資產按可獨立識別現金流量之最低水平分類。除商譽以外而出現減值之非金融資產可於各報告日期就可能撥回減值進行審閱。

2 Summary of significant accounting policies (continued)

2.9 Financial assets

2.9.1 Classification

The Group classifies its financial assets in the following categories: loans and receivables, at fair value through profit or loss and available for sale. The classification depends on the purpose for which the financial assets were acquired. Management determines the classification of its financial assets at initial recognition.

(a) *Loans and receivables*

Loans and receivables are non-derivative financial assets with fixed or determinable payments that are not quoted in an active market. They are included in current assets, except for the amounts that are settled or expected to be settled more than 12 months after the end of the reporting period. These are classified as non-current assets. The Group's loans and receivables comprise "trade and other receivables" and "cash and cash equivalents" in the consolidated balance sheet (Notes 2.12 and 2.13).

(b) *Available-for-sale financial assets*

Available-for-sale financial assets are non-derivatives that are either designated in this category or not classified in any of the other categories. They are included in non-current assets unless the investment matures or management intends to dispose of it within 12 months of the end of the reporting period.

2 重大會計政策概要(續)

2.9 金融資產

2.9.1 分類

本集團將其金融資產分為以下幾類：貸款及應收款項、按公平值列賬在損益表中處理及可供出售。此分類取決於購買金融資產之目的。管理層於初步確認時釐定其金融資產之分類。

(a) *貸款及應收款項*

貸款及應收款項為並非於活躍市場報價而具備固定或可釐定付款之非衍生工具金融資產。該等款項計入流動資產內，惟不包括於報告期末後超過12個月結算或預期結算之金額。該等款項分類為非流動資產。本集團貸款及應收款項包括於綜合資產負債表內之「應收貿易賬款及其他應收款項」及「現金及現金等值項目」（附註2.12及2.13）。

(b) *可供出售金融資產*

可供出售金融資產乃指定為此類別或未分類為任何其他類別之非衍生工具。除非投資到期或管理層打算在報告期末起計12個月內出售有關資產，否則該等資產會計入非流動資產。

2 Summary of significant accounting policies (continued)

2.9 Financial assets (continued)

2.9.1 Classification (continued)

(c) *Financial assets at fair value through profit or loss*

Financial assets at fair value through profit or loss are financial assets held for trading. A financial asset is classified in this category if acquired principally for the purpose of selling in the short term. Derivatives are classified as held for trading unless they are designated as hedges. Assets in this category are classified as current assets.

2.9.2 Recognition and measurement

Regular way purchases and sales of financial assets are recognised on the trade-date — the date on which the Group commits to purchase or sell the asset. Investments are initially recognised at fair value plus transaction costs for all financial assets not carried at fair value through profit or loss. Financial assets carried at fair value through profit or loss are initially recognised at fair value, and transaction costs are expensed in the profit or loss. Financial assets are derecognised when the rights to receive cash flows from the investments have expired or have been transferred and the Group has transferred substantially all risks and rewards of ownership.

Available-for-sale financial assets and financial assets at fair value through profit or loss are subsequently carried at fair value. Loans and receivables are carried at amortised cost using the effective interest method.

2 重大會計政策概要(續)

2.9 金融資產(續)

2.9.1 分類(續)

(c) *按公平值列賬在損益表中處理之金融資產*

按公平值列賬在損益表中處理之金融資產為持作交易之金融資產。倘若購入之主要目的為於短期內出售，則金融資產分類為此類別。除非衍生工具被指定為對沖，否則亦分類為持作交易。此類別之資產分類為流動資產。

2.9.2 確認及計量

常規買賣金融資產於交易日(本集團承諾買賣資產之日期)確認。就所有並非按公平值列賬在損益表中處理之金融資產而言，投資初步按公平值另加交易成本確認。按公平值列賬在損益表中處理之金融資產初步按公平值確認，交易成本則於損益表支銷。從該等投資收取現金流量之權利屆滿或已轉讓而本集團已轉移所有權之絕大部份風險及回報時，則會終止確認金融資產。

可供出售金融資產及按公平值列賬在損益表中處理之金融資產其後按公平值列賬。貸款及應收款項乃採用實際利率法按攤銷成本列賬。

2 Summary of significant accounting policies (continued)

2.9 Financial assets (continued)

2.9.2 Recognition and measurement (continued)

Gains or losses arising from changes in the fair value of the “financial assets at fair value through profit or loss” category are presented in the profit or loss within “other gains/(losses), net” in the period in which they arise. Dividend income from financial assets at fair value through profit or loss is recognised in the profit or loss as part of other income when the Group’s right to receive payments is established.

Changes in the fair value of monetary and non-monetary securities classified as available-for-sale are recognised in other comprehensive income. When securities classified as available-for-sale are sold or impaired, the accumulated fair value adjustments recognised in equity are included in the consolidated income statement. Interest on available-for-sale securities calculated using the effective interest method is recognised in the income statement as part of other income. Dividends on available-for-sale equity instruments are recognised in the consolidated income statement when the Group’s right to receive payments is established.

Financial assets at fair value through profit or loss are presented within “operating activities” as part of changes in working capital in the consolidated statement of cash flows (Note 33).

2.9.3 Offsetting financial instruments

Financial assets and liabilities are offset and the net amount reported in the balance sheet when there is a legally enforceable right to offset the recognised amounts and there is an intention to settle on a net basis or realise the asset and settle the liability simultaneously. The legally enforceable right must not be contingent on future events and must be enforceable in the normal course of business and in the event of default, insolvency or bankruptcy of the company or the counterparty.

2 重大會計政策概要(續)

2.9 金融資產(續)

2.9.2 確認及計量(續)

來自「按公平值列賬在損益表中處理之金融資產」類別之公平值變動所產生之收益或虧損，於其產生期間損益表之「其他(虧損)/收益淨額」內呈列。來自按公平值列賬在損益表中處理之金融資產之股息收入乃於本集團收取付款之權利確定時，於損益表中確認為其他收入之一部份。

分類為可供出售之貨幣及非貨幣證券之公平值變動乃於其他全面收入確認。當分類為可供出售之證券售出或減值時，於權益確認之累計公平值調整計入綜合收益表。可供出售證券之利息乃採用實際利率法於收益表確認為其他收入之一部份。可供出售權益工具之股息乃於本集團收取付款之權利確定時，於綜合收益表確認。

按公平值列賬在損益表中處理之金融資產乃於「營運活動」中呈列，作為綜合現金流量報表中營運資金變動之一部分(附註33)。

2.9.3 抵銷金融工具

倘有法律上可強制執行之權利以抵銷已確認之金額，且有意以淨額基準結算，或變現資產及清償債務將同時進行，則金融資產及負債可予抵銷，並於資產負債表內列報淨額。法律上可強制執行之權利不得視乎未來事件而定，並須於一般業務過程中以及公司或對手方出現違約、資不抵債或破產之事件時均可強制執行。

2 Summary of significant accounting policies (continued)

2.9 Financial assets (continued)

2.9.4 Impairment of financial assets

(a) *Assets carried at amortised cost*

The Group assesses at the end of each reporting period whether there is objective evidence that a financial asset or group of financial assets is impaired. A financial asset or a group of financial assets is impaired and impairment losses are incurred only if there is objective evidence of impairment as a result of one or more events that occurred after the initial recognition of the asset (a "loss event") and that loss event (or events) has an impact on the estimated future cash flows of the financial asset or group of financial assets that can be reliably estimated.

Evidence of impairment may include indications that the debtors or a group of debtors is experiencing significant financial difficulty, default or delinquency in interest or principal payments, the probability that they will enter bankruptcy or other financial reorganisation, and where observable data indicate that there is a measurable decrease in the estimated future cash flows, such as changes in arrears or economic conditions that correlate with defaults.

2 重大會計政策概要(續)

2.9 金融資產(續)

2.9.4 金融資產之減值

(a) *按攤銷成本列賬之資產*

本集團於各報告期末評估是否有客觀證據顯示一項金融資產或一個組別之金融資產已經減值。只有由於在初始確認資產後發生一個或多個事件(「虧損事件」)而導致出現客觀減值證據，而該虧損事件(或多個事件)對有關金融資產或組別之金融資產之估計未來現金流量造成能夠可靠估計之影響，則有關金融資產或組別之金融資產即出現減值及產生減值虧損。

減值證據可包括顯示債務人或一個組別之債務人面對重大財務困境、欠付或遲付利息或本金款項，彼等有可能進行破產或其他財務重組，及有可見數據顯示估計未來現金流量出現顯著減少，例如與違約有關聯之延後付款或經濟情況改變。

2 Summary of significant accounting policies (continued)

2.9 Financial assets (continued)

2.9.4 Impairment of financial assets (continued)

(a) *Assets carried at amortised cost (continued)*

For loans and receivables category, the amount of the loss is measured as the difference between the asset's carrying amount and the present value of estimated future cash flows (excluding future credit losses that have not been incurred) discounted at the financial asset's original effective interest rate. The carrying amount of the asset is reduced and the amount of the loss is recognised in the consolidated income statement. If a loan has a variable interest rate, the discount rate for measuring any impairment loss is the current effective interest rate determined under the contract. As a practical expedient, the Group may measure impairment on the basis of an instrument's fair value using an observable market price.

If, in a subsequent period, the amount of the impairment loss decreases and the decrease can be related objectively to an event occurring after the impairment was recognised (such as an improvement in the debtor's credit rating), the reversal of the previously recognised impairment loss is recognised in the consolidated statement of comprehensive income.

2 重大會計政策概要(續)

2.9 金融資產(續)

2.9.4 金融資產之減值(續)

(a) *按攤銷成本列賬之資產(續)*

就貸款或應收款項類別而言，虧損金額乃以資產賬面值與按金融資產之原先實際利率折現之估計未來現金流量現值(不包括尚未產生之未來信貸虧損)之間之差額計量。資產賬面值乃撇減及虧損金額乃於綜合收益表確認。倘貸款以浮動利率計息，則計量任何減值虧損之折現率乃根據合約釐定之現行實際利率。作為實際權宜處理，本集團可能採用可見市場價格以工具之公平值為基準計量減值。

倘於其後期間，減值虧損之金額減少及減少可與在確認減值後發生之事件(例如債務人之信貸評級改善)客觀地相關，則撥回之先前確認減值虧損乃於綜合全面收入表確認。

2 Summary of significant accounting policies (continued)

2.9 Financial assets (continued)

2.9.4 Impairment of financial assets (continued)

(b) *Assets classified as available-for-sale*

The Group assesses at the end of each reporting period whether there is objective evidence that a financial asset or a group of financial assets is impaired.

For debt securities, if any such evidence exists the cumulative loss — measured as the difference between the acquisition cost and the current fair value, less any impairment loss on that financial asset previously recognised in profit or loss — is removed from equity and recognised in profit or loss. If, in a subsequent period, the fair value of a debt instrument classified as available for sale increases and the increase can be objectively related to an event occurring after the impairment loss was recognised in profit or loss, the impairment loss is reversed through the consolidated income statement.

For equity investments, a significant or prolonged decline in the fair value of the security below its cost is also evidence that the assets are impaired. If any such evidence exists the cumulative loss — measured as the difference between the acquisition cost and the current fair value, less any impairment loss on that financial asset previously recognised in profit or loss — is removed from equity and recognised in profit or loss. Impairment losses recognised in the consolidated income statement on equity instruments are not reversed through the consolidated income statement.

2 重大會計政策概要(續)

2.9 金融資產(續)

2.9.4 金融資產之減值(續)

(b) *分類為可供出售之資產*

本集團於各報告期末評估是否有客觀證據顯示一項金融資產或一個組別金融資產已經減值。

就債務證券而言，倘存在任何有關證據，則累計虧損(按收購成本與當時公平值(經扣減過往就該金融資產於損益表確認之任何減值虧損)間之差額計量)乃自權益移除，並於損益表內確認。倘於其後期間，分類為可供出售債務工具之公平值上升，而增加可與在損益表確認之減值虧損後發生之事件客觀地相關，則透過綜合全面收入表撥回減值虧損。

就權益投資而言，證券公平值大幅或持續下跌至低於其成本亦為資產已減值之證據。倘存在任何有關證據，則累計虧損(按收購成本與當時公平值(經扣減過往就該金融資產於綜合損益表確認之任何減值虧損)間之差額計量)乃自權益移除，並於綜合損益表內確認。就權益工具於綜合收益表確認之減值虧損不會透過綜合收益表撥回。

2 Summary of significant accounting policies (continued)

2.10 Derivative financial instruments

The Group uses derivative financial instruments such as forward currency contracts to manage its risks associated with foreign currency fluctuations. Such derivative financial instruments are initially recognised at fair value on the date a derivative contract is entered into and are subsequently remeasured at fair value. Derivatives are carried as assets when the fair value is positive and as liabilities when the fair value is negative.

Any gains or losses arising from changes in fair value on derivatives that do not qualify for hedge accounting are taken directly to the consolidated income statement.

2.11 Inventories

Inventories are stated at the lower of cost and net realisable value. Cost is determined using the weighted-average method. The cost of finished goods and work in progress comprises raw materials, direct labour, other direct costs and related production overheads (based on normal operating capacity). It excludes borrowing costs. Net realisable value is the estimated selling price in the ordinary course of business, less applicable variable selling expenses.

2.12 Trade and other receivables

Trade receivables are amounts due from customers for goods sold in the ordinary course of business. If collection of trade and other receivables is expected in one year or less (or in the normal operating cycle of the business if longer), they are classified as current assets. If not, they are presented as non-current assets.

Trade and other receivables are recognised initially at fair value and subsequently measured at amortised cost using the effective interest method, less allowance for impairment.

2 重大會計政策概要(續)

2.10 衍生金融工具

本集團利用如遠期貨幣合約等衍生金融工具管理其與外幣波動有關之風險。該等衍生金融工具初步按訂立衍生工具合約當日之公平值確認，其後則按公平值重新計量。倘衍生工具之公平值為正數，則以資產列帳，而倘公平值為負數，則以負債列帳。

不合資格作對沖會計用途之衍生金融工具之公平值發生變動時，所產生之任何收益或虧損乃直接計入綜合收益表中。

2.11 存貨

存貨按成本與可變現淨值兩者之較低者列賬。成本使用加權平均法釐定。製成品及在製品之成本包括原材料、直接工資、其他直接成本及相關生產經常開支(按一般營運產能計算)，不包括借貸成本。可變現淨值指在日常業務過程中之估計售價，減適用之變動銷售開支。

2.12 應收貿易賬款及其他應收款項

應收貿易賬款乃於一般業務過程中就已售貨品應收客戶之金額。倘應收貿易賬款及其他應收款項預期於一年或以下(或屬於業務一般營運週期之較長時間)收回，則分類為流動資產。否則，乃呈列為非流動資產。

應收貿易賬款及其他應收款項初步按公平值確認，其後使用實際利率法按攤銷成本計量，並減去減值撥備。

2 Summary of significant accounting policies (continued)

2.13 Cash and cash equivalents

Cash and cash equivalents include cash in hand, deposits held at call with banks and other short-term highly liquid investments with original maturities of three months or less.

2.14 Share capital

Ordinary shares are classified as equity. Incremental costs directly attributable to the issue of new shares or options are shown in equity as a deduction, net of tax, from the proceeds.

2.15 Trade payables

Trade payables are recognised initially at fair value and subsequently measured at amortised cost using the effective interest method.

2.16 Borrowings

Borrowings are recognised initially at fair value, net of transaction costs incurred. Borrowings are subsequently stated at amortised cost; any difference between the proceeds (net of transaction costs) and the redemption value is recognised in the consolidated statement of comprehensive income over the period of the borrowings using the effective interest method.

Fees paid on the establishment of loan facilities are recognised as transaction costs of the loan to the extent that it is probable that some or all of the facility will be drawn down. In this case, the fee is deferred until the draw-down occurs. To the extent there is no evidence that it is probable that some or all of the facility will be drawn down, the fee is capitalised as a pre-payment for liquidity services and amortised over the period of the facility to which it relates.

Borrowings are classified as current liabilities unless the Group has an unconditional right to defer settlement of the liability for at least 12 months after the balance sheet date.

2 重大會計政策概要(續)

2.13 現金及現金等值項目

現金及現金等值項目包括手頭現金、隨時可提取之銀行存款及原期限為三個月或以下之其他高流動性短期投資。

2.14 股本

普通股分類為權益。發行新股或購股權直接應佔之增量成本在權益中列為所得款項之減項(扣除稅項)。

2.15 應付貿易賬款

應付貿易賬款初步以公平值確認，其後使用實際利率法以攤銷成本計量。

2.16 借款

借款初步以公平值確認(扣除所產生之交易成本)。借款其後以攤銷成本列賬；所得款項(扣除交易成本)及贖回價值之任何差額，使用實際利率法於借款期間在綜合全面收入表予以確認。

倘有可能將會提取部份或全部貸款融資，則設立有關融資所支付之費用乃確認為貸款之交易成本。按此情形，費用遞延至提取融資為止。倘無證據顯示有可能將會提取部份或全部有關融資，則費用會資本化為就流動資金服務支付之預付款項並於其相關之融資期間攤銷。

除非本集團有無條件權利將償還負債之期限延至結算日後最少12個月，否則借款分類為流動負債。

2 Summary of significant accounting policies (continued)

2.17 Current and deferred income tax

The tax expense for the period comprises current and deferred tax. Tax is recognised in the consolidated profit or loss, except to the extent that it relates to items recognised directly in equity. In this case the tax is recognised directly in equity.

The current income tax charge is calculated on the basis of the tax laws enacted or substantively enacted at the balance sheet date in the countries where the Group operates and generates taxable income. Management periodically evaluates positions taken in tax returns with respect to situations in which applicable tax regulation is subject to interpretation. It establishes provisions where appropriate on the basis of amounts expected to be paid to the tax authorities.

Deferred income tax is recognised, using the liability method, on temporary differences arising between the tax bases of assets and liabilities and their carrying amounts in the consolidated financial statements. However, the deferred income tax is not accounted for if it arises from initial recognition of an asset or liability in a transaction other than a business combination that at the time of the transaction affects neither accounting nor taxable profit or loss. Deferred income tax is determined using tax rates (and laws) that have been enacted or substantively enacted by the balance sheet date and are expected to apply when the related deferred income tax asset is realised or the deferred income tax liability is settled.

Deferred income tax assets are recognised only to the extent that it is probable that future taxable profit will be available against which the temporary differences can be utilised.

Deferred income tax is provided on temporary differences arising on investments in subsidiaries, associates and joint ventures, except for deferred income tax liability where the timing of the reversal of the temporary difference is controlled by the Group and it is probable that the temporary difference will not reverse in the foreseeable future.

Deferred income tax assets and liabilities are offset when there is a legally enforceable right to offset current tax assets against current tax liabilities and when the deferred income taxes assets and liabilities relate to income taxes levied by the same taxation authority on either the taxable entity or different taxable entities where there is an intention to settle the balances on a net basis.

2 重大會計政策概要(續)

2.17 即期及遞延所得稅

期內稅項開支包括即期及遞延稅項。稅項會於綜合損益表中確認，惟倘其與直接於權益中確認之項目有關則除外。在此情況下，稅項直接於權益中確認。

即期所得稅開支乃根據本集團營運所在及產生應課稅收入之國家於結算日已頒行或實質上已頒行之稅法計算。管理層定期就適用稅務條例有待詮釋之情況評估退稅狀況，以及於適當時基於預期將支付予稅務機關之款項釐定撥備金額。

遞延所得稅使用負債法就資產及負債之稅基與其在綜合財務報表所列賬面值之間所產生之暫時差額作出確認。然而，如遞延所得稅乃源自業務合併以外之交易中初步確認之資產或負債，而在交易時並不影響會計或應課稅溢利或虧損，則不會入賬處理。遞延所得稅使用結算日已頒行或實質上已頒行，並預期在相關遞延所得稅資產實現時或遞延所得稅負債償還時應用之稅率(及稅法)計算。

只有在日後可能有應課稅溢利而就此可使用暫時差額時，方會確認遞延所得稅資產。

遞延所得稅按於附屬公司、聯營公司及合營公司之投資所產生之暫時差額計提撥備，惟暫時差額之撥回時間由本集團控制且暫時差額未必會於可見將來撥回之遞延所得稅負債則除外。

當有可依法強制執行權利將即期稅項資產與即期稅項負債抵銷，且遞延所得稅資產及負債與同一稅務機關就應課稅實體或有意按淨額基準結算餘額之不同應課稅實體所徵收之所得稅有關，遞延所得稅資產與負債將予互相抵銷。

2 Summary of significant accounting policies (continued)

2.18 Employee benefits

(a) Pension obligations

The Group participates in a number of defined contribution plans in Hong Kong and the People's Republic of China ("PRC"), the assets of which are generally held in separate trustee-administered funds. The pension plans are generally funded by payments from employees and the relevant Group's entities. The Group pays contributions to the pension plans on a mandatory, contractual or voluntary basis which are calculated as a percentage of the employees' salaries.

The Group has no legal or constructive obligations to make further payments once the required contributions have been paid, even if the plans do not hold sufficient assets to pay all employees the benefits relating to employee service in the current and prior years.

The contributions are recognised as employee benefit expense when they are due and are not reduced by contributions forfeited by those employees who leave the scheme prior to vesting fully in the contributions. Prepaid contributions are recognised as an asset to the extent that a cash refund or a reduction in the future payments is available.

(b) Employee leave entitlements

Employee entitlements to annual leave are recognised when they accrue to employees. A provision is made for the estimated liability for annual leave as a result of services rendered by employees up to the balance sheet date. Employee entitlements to sick and maternity leave are not recognised until the time of leave.

2 重大會計政策概要(續)

2.18 僱員福利

(a) 退休金責任

本集團於香港及中華人民共和國(「中國」)參與多個定額供款計劃，其資產一般由信託管理基金分開持有。退休金計劃所需資金一般由僱員及相關之本集團實體作出供款。本集團以強制、合約或自願基準向退休金計劃作出供款，款項按僱員薪金之百分比計算。

一旦已支付規定供款，即使計劃並無足夠資產向所有僱員支付與當年度及過往年度僱員服務有關之福利，本集團亦無任何法律或推定責任再支付其他款項。

該等供款於其到期時確認為僱員福利開支，且不會以僱員在全數供款歸屬前退出計劃而被沒收之供款作扣減。預繳供款確認為資產，惟須以可獲現金退款或扣減日後供款為限。

(b) 僱員應有假期

僱員應有年假乃於應計予僱員時確認。本集團已就截至結算日僱員提供服務所產生年假之估計負債作出撥備。僱員應有病假及產假於放假時方予確認。

2 Summary of significant accounting policies (continued)

2.18 Employee benefits (continued)

(c) *Profit sharing and bonus plans*

The Group recognises a liability and an expense for bonuses and profit-sharing, based on a formula that takes into consideration the profit attributable to the Company's shareholders after certain adjustments. The Group recognises a provision where contractually obliged or where there is a past practice that has created a constructive obligation.

(d) *Share-based compensation*

The Group operates an equity-settled, share-based compensation plan. The fair value of the employee services received in exchange for the grant of the options is recognised as an expense. The total amount to be expensed over the vesting period is determined by reference to the fair value of the options granted, excluding the impact of any non-market vesting conditions (for example, profitability and sales growth targets). Non-market vesting conditions are included in assumptions about the number of options that are expected to vest. At each balance sheet date, the entity revises its estimates of the number of options that are expected to vest. It recognises the impact of the revision of original estimates, if any, in the profit or loss, with a corresponding adjustment to equity.

The proceeds received net of any directly attributable transaction costs are credited to share capital (nominal value) and share premium when the options are exercised.

2 重大會計政策概要(續)

2.18 僱員福利(續)

(c) *分享溢利及花紅計劃*

本集團根據一條公式(考慮經若干調整後本公司股東應佔溢利)就花紅及分享溢利確認負債及開支。本集團於合約規定或過往慣例產生推定責任時確認撥備。

(d) *以股份支付之報酬*

本集團推行一項按股本結算、以股份支付報酬之計劃。為換取授出購股權而獲得之僱員服務公平值乃確認為開支。將於歸屬期內支銷之總金額乃參照已授出購股權之公平值釐定，不包括任何非市場歸屬條件之影響(例如盈利能力及銷售量增長目標)。有關預期歸屬之購股權數目之假設已包括非市場歸屬條件。於各結算日，有關實體會修訂其估計預期歸屬之購股權數目，並在損益表內確認修訂原有估計(如有)之影響，以及對權益作出相應調整。

在購股權行使時，已收取並經扣除任何直接應佔交易成本之所得款項均計入股本(面值)及股份溢價中。

2 Summary of significant accounting policies (continued)

2.19 Contingent liabilities

A contingent liability is a possible obligation that arises from past events and whose existence will only be confirmed by the occurrence or non-occurrence of one or more uncertain future events not wholly within the control of the Group. It can also be a present obligation arising from past events that is not recognised because it is not probable that outflow of economic resources will be required or the amount of obligation cannot be measured reliably.

A contingent liability is not recognised but is disclosed in the notes to the financial statements. When a change in the probability of an outflow occurs so that outflow is probable, it will then be recognised as a provision.

2.20 Revenue recognition

Revenue comprises the fair value of the consideration received or receivable for the sales of goods and services in the ordinary course of the Group's activities. Revenue is shown net of value-added tax, returns and discounts and after eliminating sales within the Group.

The Group recognises revenue when the amount of revenue can be reliably measured, it is probable that future economic benefits will flow to the entity and specific criteria have been met for each of the Group's activities as described below. The amount of revenue is not considered to be reliably measurable until all contingencies relating to the sale have been resolved. The Group bases its estimates on historical results, taking into consideration the type of customer, the type of transaction and the specifics of each arrangement.

(a) Sales of goods — OEM garment sales

Sales of goods are recognised when a group's entity has delivered products and the customer has accepted the products and collectability of the related receivables is reasonably assured.

2 重大會計政策概要(續)

2.19 或然負債

或然負債為因過去事件而可能出現之責任，其存在將視乎日後會否出現一項或多項本集團不可完全控制之不確定事件方可確實。其亦可為因過去事件而產生之現有責任，但由於未必需要經濟資源流出或該責任數額無法可靠計量而未有確認。

或然負債不會確認但會於財務報表附註中披露。當流出之可能性出現變化導致相當可能出現流出時，則會確認為撥備。

2.20 收入確認

收入乃於本集團業務活動之正常過程中銷售貨物及服務之已收或應收代價之公平值。收入乃扣除增值稅、退貨及折扣以及對銷本集團內銷售後列示。

本集團於收入數額能可靠地計量、未來經濟利益可能將流入實體以及本集團各項業務活動如下文所述符合特定條件時確認收入。待有關銷售之所有或然情況解決後，收入數額方會被視為能可靠地計量。本集團以過往業績為估計基準，並計入顧客種類、交易類型及各項安排特定情況。

(a) 銷售貨物 — 銷售原設備製造成衣

當集團屬下實體交付產品、客戶接收該等產品以及合理確保可收取相關應收款項時，將確認銷售貨物。

2 Summary of significant accounting policies (continued)

2.20 Revenue recognition (continued)

- (b) *Sales of goods — retailing of branded fashion apparel*
Sales of goods are recognised when a group's entity sells a product to the customer. Retail sales are in cash or by credit cards or collected by department stores on behalf of the Group. The recorded revenue includes credit card fees payable for the transaction. Such credit card fees are included in selling, marketing and distribution costs. It is the Group's policy to sell its products to the end customer with a right of return. Accumulated experience is used to estimate and provide for such returns at the time of sale.
- (c) *Interest income*
Interest income is recognised on a time-proportion basis using the effective interest method.
- (d) *Dividend income*
Dividend income is recognised when the right to receive payment is established.
- (e) *Rental income*
Rental income on assets leased out under operating leases is recognised on a straight-line basis over the lease term.
- (f) *Commission income*
Commission income is recognised when the services are rendered.

2 重大會計政策概要(續)

2.20 收入確認(續)

- (b) *銷售貨物 — 品牌時裝零售*
銷售貨物於集團屬下實體向客戶出售產品時確認。零售銷售乃以現金或信用卡支付，或由百貨公司代本集團收取。所記錄收入包括交易之應付信用卡費用。該等信用卡費用列入銷售、營銷及分銷成本。向最終客戶銷售產品附退貨權利乃本集團之政策。銷售時，乃依靠累積經驗就該等退貨作出估計及撥備。
- (c) *利息收入*
利息收入使用實際利率法按時間比例基準確認。
- (d) *股息收入*
股息收入於收款權利獲確立時確認。
- (e) *租金收入*
根據經營租賃租出資產之租金收入於租期內以直線法確認。
- (f) *佣金收入*
佣金收入於提供服務時確認。

2 Summary of significant accounting policies (continued)

2.21 Government grants

Government grants are subsidies on export of textile and clothing and assistance on certain projects approved by local government. Government grants are recognised at their fair value where there is a reasonable assurance that the grants will be received and the Group will comply with all attached conditions.

Government grants relating to costs are deferred and recognised in the consolidated profit or loss over the period necessary to match them with the costs that they are intended to compensate.

2.22 Leases (as the lessee for operating leases)

Leases in which a significant portion of the risks and rewards of ownership are retained by the lessor are classified as operating leases. Payments made under operating leases (net of any incentives received from the lessor) are charged to the consolidated statement of comprehensive income on a straight-line basis over the period of the lease.

2.23 Dividend distribution

Dividend distribution to the Company's shareholders is recognised as a liability in the Group's and the Company's financial statements in the period in which the dividends are approved by the Company's shareholders or directors where appropriate.

2.24 Comparative figures

Certain comparative figures in consolidated financial statement have been reclassified to conform with the current year's presentation.

2 重大會計政策概要(續)

2.21 政府補助金

政府補助金為地方政府批准對紡織品及衣物出口之補貼及若干項目之資助。當有合理保證會收到補助金且本集團將遵照所有附帶條件時，政府補助金會以其公平值確認。

與成本有關之政府補助金乃於綜合損益表中按其於所需期間就配對擬補償之成本作出遞延及確認。

2.22 租賃(作為經營租賃之承租人)

擁有權之絕大部分風險及回報仍歸出租人所有之租賃分類為經營租賃。根據經營租賃之付款(扣除出租人給予之任何優惠)在租期內以直線基準在綜合全面收入表中扣除。

2.23 股息分派

向本公司股東之股息分派在本公司股東或董事(如適用)批准股息之期間於本集團及本公司財務報表中確認為負債。

2.24 比較數字

綜合財務報表之若干比較數字已重新分類以符合本年度之呈列方式。

3 Financial risk management

3.1 Financial risk factors

The Group's activities expose it to a variety of financial risks: market risk (including foreign exchange risk, price risk, cash flow and fair value interest rate risk), credit risk, concentration risk and liquidity risk. The Group's overall risk management programme focuses on the unpredictability of financial markets and seeks to minimise potential adverse effects on the Group's financial performance.

(a) Foreign exchange risk

The Group mainly operates in Hong Kong and Mainland China. Sales are made to overseas customers as well as customers in Mainland China while purchases are mainly from suppliers in Hong Kong and Mainland China. The functional currencies of the Group's entities in Hong Kong and Mainland China are US\$ and RMB respectively.

Foreign exchange risks arise on monetary assets and liabilities being denominated in a currency that is not the functional currency. The Group's entities in Mainland China have monetary assets and liabilities denominated in US\$, which is not their functional currencies. Accordingly, the Group uses forward currency contracts to mitigate a proportion of its US\$ exposures with reference to the cash flow forecast. The Group does not speculate on foreign currencies.

At 31 December 2014, if RMB had strengthened/weakened by 5% (2013: 5%) against the US\$ with all other variables held constant, loss for the year (2013: profit for the year) and equity holders' equity would have been approximately HK\$1,884,000 (2013: HK\$1,478,000) lower/higher (2013: higher/lower), mainly as a result of foreign exchange gains/losses on translation of US\$ denominated monetary assets and liabilities held by the Group's entities in Mainland China. Loss/profit is more sensitive to movement in US\$/RMB exchange rates in 2014 than 2013 because of the increased amount of US\$ denominated monetary assets and liabilities held by the Group's entities in Mainland China.

3 財務風險管理

3.1 財務風險因素

本集團業務面對多種財務風險：市場風險(包括貨幣風險、價格風險、現金流量及公平值利率風險)、信貸風險、集中風險及流動資金風險。本集團之整體風險管理程序專注於金融市場之不可預測性，並尋求將對本集團財務表現之潛在不利影響降至最低。

(a) 外匯風險

本集團主要於香港及中國內地經營業務，並向海外及中國內地客戶銷售，及主要向香港及中國內地之供應商進行採購。本集團位於香港及中國內地之實體之功能貨幣分別為美元及人民幣。

以非功能貨幣計值之貨幣資產及負債引致外匯風險。本集團位於中國內地之實體擁有以美元計值之貨幣資產及負債，而美元並非彼等之功能貨幣。因此，本集團已參考現金流量預測，使用遠期貨合約減低其一部份美元匯兌風險。本集團並無參與外幣投機活動。

於二零一四年十二月三十一日，倘人民幣兌美元升值／貶值5% (二零一三年：5%)，而所有其他變數維持不變，年內虧損及股權持有之權益將減少／增加(二零一三年：增加／減少)約1,884,000港元(二零一三年：1,478,000港元)，主要因換算本集團於中國內地之實體所持有以美元計值之貨幣資產及負債所產生之匯兌收益／虧損。與二零一三年比較，二零一四年虧損／溢利對美元／人民幣匯率變動之敏感程度增加，原因為本集團於中國內地之實體所持有以美元計值之貨幣資產及負債金額增加所致。

3 Financial risk management (continued)

3.1 Financial risk factors (continued)

(b) *Price risk*

The Group is exposed to equity securities price risk because certain investments held by the Group are classified in the consolidated balance sheet as financial assets at fair value through profit or loss. Loss for the year (2013: profit for the year) would decrease/increase (2013: increase/decrease) as a result of gains/losses on equity securities classified as financial assets at fair value through profit or loss. At 31 December 2014, if there had been a 5% change in the market value of financial assets at fair value through profit or loss with all other variables held constant, the Group's loss for the year (2013: profit for the year) would have been decreased/increased (2013: increased/decreased) by approximately HK\$1,106,000 (2013: HK\$805,000).

At 31 December 2014, if there had been a 5% changes in the fair value of the equity security and debt security classified as available-for-sale financial assets, with all other variables held constant, and the Group's other comprehensive income would have been increased/decreased by approximately HK\$17,404,000 (2013: nil).

The Group has not entered into derivatives to manage such exposures.

3 財務風險管理(續)

3.1 財務風險因素(續)

(b) *價格風險*

由於本集團所持有之若干投資於綜合資產負債表中被分類為按公平值列賬在損益表中處理之金融資產，故本集團面臨股本證券價格風險。年內虧損(二零一三年：年內溢利)會因為分類為按公平值列賬在損益表中處理之金融資產之股本證券之收益／虧損而減少／增加(二零一三年：增加／減少)。於二零一四年十二月三十一日，倘按公平值列賬在損益表中處理之金融資產之市值變動5%而其他所有變數維持不變，則本集團之年內虧損(二零一三年：年內溢利)將減少／增加(二零一三年：增加／減少)約1,106,000港元(二零一三年：805,000港元)。

於二零一四年十二月三十一日，倘分類為可供出售金融資產之股本證券及債務證券之公平值變動5%而其他所有變數維持不變，則本集團之其他全面收入將增加／減少約17,404,000港元(二零一三年：無)。

本集團尚未訂立任何衍生工具來管理該等風險。

3 Financial risk management (continued)

3.1 Financial risk factors (continued)

(c) *Cash flow and fair value interest rate risk*

The Group's income and operating cash flows are substantially independent of changes in market interest rates except for bank deposits, as most of the interest-bearing assets including promissory notes, entrusted loans and loan to an associate are at fixed rate. The Group's exposure to changes in interest rates is mainly attributable to its bank deposits and borrowings. Bank deposits and borrowings at variable rates expose the Group to cash flow interest-rate risk. Borrowings at fixed rates expose the Group to fair value interest rate risk. The interest rates of the Group's bank deposits and the rates and terms of the Group's borrowings are disclosed in Notes 18 and 23 to the financial statements respectively.

The Group has not used any interest rate swaps to hedge its exposure to interest rate risk.

At 31 December 2014, if interest rates had been increased/decreased by one percentage point and all other variables were held constant, the Group's loss for the year (2013: profit for the year) would have been increased/decreased (2013: decreased/increased) by HK\$2,102,000 (2013: HK\$1,851,000) and decreased/increased (2013: increased/decreased) by HK\$2,922,000 (2013: HK\$1,633,000), respectively resulting from the change in the interest expense on bank borrowings and interest income on bank deposits.

3 財務風險管理(續)

3.1 財務風險因素(續)

(c) *現金流量及公平值利率風險*

除銀行存款外 — 本集團之收入及經營現金流量大致不受市場利率波動影響，原因為大部份附息資產(包括承兌票據、委託貸款及貸款予一間聯營公司)按固定利率計息。本集團所面對之利率波動風險主要來自其銀行存款及借款。按浮動利率計息之銀行存款及借款令本集團面對現金流量利率風險。按固定利率計息之借款令本集團面對公平值利率風險。本集團之銀行存款利率及本集團借款之利率及條款分別於財務報表附註18及23中披露。

本集團並無使用任何利率掉期對沖其利率風險。

於二零一四年十二月三十一日，倘利率已增加/減少一個百分點，而所有其他變數維持不變，本集團之年內虧損(二零一三年：年內溢利)會因銀行借款利息開支及銀行存款利息收入變動而分別增加/減少(二零一三年：減少/增加)2,102,000港元(二零一三年：1,851,000港元)及減少/增加(二零一三年：增加/減少)2,922,000港元(二零一三年：1,633,000港元)。

3 Financial risk management (continued)

3.1 Financial risk factors (continued)

(d) *Credit risk*

The carrying amounts of cash and bank balances, promissory notes, entrusted loans, loan to an associate, trade and other receivables, except for prepayments, represent the Group's maximum exposure to credit risk in relation to financial assets.

The Group also has policies in place to ensure that sales of products are made to customers with an appropriate credit history. OEM garment sales to large or long-established customers with good repayment history comprise a significant proportion of the total Group's OEM garment sales. The Group also has policies on granting different settlement methods to different customers to monitor the credit exposure. Letters of credit are normally required from new customers and existing customers with short trading history for settlement purposes. Sales to retail customers are made in cash or via credit cards or collected by department stores on behalf of the Group. The Group's historical experience in collection of trade and other receivables falls within the recorded allowances. At 31 December 2014, trade and bill receivables amounted to approximately HK\$517,045,000 (2013: HK\$469,520,000) were due from multi-national companies operating under international well-known brand retailers, and department stores in the PRC.

The Group has policies to place its cash and cash equivalents only with major financial institutions with good reputation and does not expect any losses from non-performance by these financial institutions.

(e) *Concentration risk*

During the year ended 31 December 2014, the Group's sales to the top 5 customers who are international well-known brand retailers accounted for approximately 34.2% (2013: 32.9%) of the total revenue. The Group aims to maintain long-term relationship with reputable customers in the expansion of its business.

3 財務風險管理(續)

3.1 財務風險因素(續)

(d) *信貸風險*

現金及銀行結餘、承兌票據、委託貸款、貸款予一間聯營公司、應收貿易賬款及其他應收款項(預付款項除外)之賬面值，乃本集團就金融資產所面對之最大信貸風險。

本集團亦設有政策以確保向具備合適信貸記錄之客戶銷售產品。向具備良好還款記錄之大型或長期客戶銷售原設備製造成衣佔本集團原設備製造成衣銷售總額之重要部分。本集團之另一政策乃向不同客戶授出不同清償方式，以監管信貸風險。新客戶及交易記錄較短之現有客戶一般須以信用證清償。零售客戶之銷售乃以現金或信用卡進行，或由百貨公司代本集團收取。本集團過往收回應收貿易賬款及其他應收款項之經驗並無超出有關撥備。於二零一四年十二月三十一日，應收貿易賬款及應收票據約517,045,000港元(二零一三年：469,520,000港元)為應收國際知名品牌零售商所經營之跨國公司以及於中國之百貨公司之款項。

本集團亦有政策，將其現金及現金等值項目僅存放於信譽良好之主要金融機構，且並不預期會因此等金融機構違約而產生任何損失。

(e) *集中風險*

截至二零一四年十二月三十一日止年度，本集團向五大客戶(均為國際知名品牌零售商)之銷售額佔總收入約34.2%(二零一三年：32.9%)。本集團為擴張業務，致力維持與聲譽良好客戶之長遠關係。

3 Financial risk management (continued)

3.1 Financial risk factors (continued)

(f) *Liquidity risk*

Prudent liquidity risk management implies maintaining sufficient cash and the availability of funding through an adequate amount of committed credit facilities. The Group aims to maintain flexibility in funding by keeping committed credit lines available.

The Group's primary cash requirements have been for purchases of materials, machinery and equipment and payments of employee benefit expenses. The Group finances its working capital requirements through a combination of funds generated from operations and bank loans. The Group generally operates with a working capital surplus.

According to Hong Kong Interpretation 5, "Presentation of Financial Statements — Classification by the Borrower of a Term Loan that contains a Repayment on Demand Clause", if a term loan agreement includes an overriding repayment on demand clause ("callable feature"), which gives the lender a clear and unambiguous unconditional right to demand repayment at any time at its sole discretion, a borrower shall classify the term loan as a current liability in its balance sheet, as the borrower does not have an unconditional right to defer settlement of the liability for at least twelve months after the reporting period. Accordingly, the long-term portion of the Group's bank borrowings was classified as current liabilities in the balance sheet as at 31 December 2014.

As at 31 December 2014, except for the bank borrowings as shown in the table below, all the Group's contractual obligations mature within 1 year.

3 財務風險管理(續)

3.1 財務風險因素(續)

(f) *流動資金風險*

流動資金風險管理審慎，令本集團可維持足夠現金及透過充足已承諾信貸融資取得資金。本集團之目標乃通過保持取得已承諾信貸額，維持資金之靈活性。

本集團主要現金需求乃用於採購材料、機械及設備以及支付僱員福利開支。本集團以經營業務及銀行貸款所得資金應付其營運資金需求。本集團營運資金一般具備盈餘。

根據香港詮釋第5號「財務報表之呈列 — 借款人對載有應要求償還條款之有期貸款之分類」，有期貸款協議倘包含凌駕一切之應要求償還條款（「催繳權」），給予貸款人清晰明確之無條件權利可隨時全權酌情要求還款，則借款人應於其資產負債表內將有期貸款分類為流動負債，原因為借款人並沒有無條件權利可將償還負債之期限遞延至報告期間後最少十二個月。因此，於二零一四年十二月三十一日，本集團之銀行借款長期部份已於資產負債表內分類為流動負債。

於二零一四年十二月三十一日，除下表所示之銀行借款外，本集團所有合約責任於一年內到期。

3 Financial risk management (continued)

3.1 Financial risk factors (continued)

(f) *Liquidity risk (continued)*

The following table summarises the maturity analysis of a term loan with a repayment on demand clause based on agreed scheduled repayments set out in the loan agreement. The amounts include interest payments computed using contractual rates. Taking into account the Group's financial position, the directors do not consider that it was probable that the bank would exercise its discretion to demand immediate repayment. The directors believe that such term loan will be repaid in accordance with the scheduled repayment dates set out in the loan agreements.

		Within 1 year 一年內 HK\$'000 千港元	Between 1 and 2 years 一至兩年 HK\$'000 千港元	Between 2 and 5 years 二至五年 HK\$'000 千港元	Over 5 years 超過五年 HK\$'000 千港元	Total 總計 HK\$'000 千港元
As at 31 December 2014	於二零一四年 十二月三十一日					
Bank borrowings	銀行借款	22,202	22,202	66,607	86,031	197,042
As at 31 December 2013	於二零一三年 十二月三十一日					
Bank borrowings	銀行借款	7,139	7,139	21,417	29,884	65,579

3 財務風險管理(續)

3.1 財務風險因素(續)

(f) *流動資金風險(續)*

下表概述一項有期貸款之到期日分析，貸款具備應要求償還條款，乃根據貸款協議所載之協定還款時間表而定。金額包括使用合約利率計算之利息款項。經考慮本集團之財務狀況，董事認為銀行將不可能行使其酌情權以要求即時償還。董事相信該有期貸款將根據貸款協議所載之還款日期時間表予以償還。

3 Financial risk management (continued)

3.2 Capital risk management

The Group's objectives when managing capital are to safeguard the Group's ability to continue as a going concern in order to provide returns for shareholders and benefits for other stakeholders and to maintain an optimal capital structure to reduce the cost of capital.

In order to maintain or adjust the capital structure, the Group may adjust the amount of dividends paid to shareholders, return capital to shareholders, issue new shares or increase debt.

The Group monitors capital on the basis of the debt to equity ratio. This ratio is calculated as bank borrowings of approximately HK\$340,358,000 (2013: HK\$316,211,000) divided by total equity of HK\$2,561,397,000 (2013: HK\$2,999,166,000). The ratio as at 31 December 2014 and 2013 were 13.3% and 10.5% respectively.

3.3 Fair value estimation

The table below analyses financial instruments carried at fair value, by valuation method. The different levels have been defined as follows:

- Quoted prices (unadjusted) in active markets for identical assets or liabilities (level 1).
- Inputs other than quoted prices included within level 1 that are observable for the asset or liability, either directly (that is, as prices) or indirectly (that is, derived from prices) (level 2).
- Inputs for the asset or liability that are not based on observable market data (that is, unobservable inputs) (level 3).

3 財務風險管理(續)

3.2 資本風險管理

本集團管理資本之目標為保障本集團繼續以持續基準經營之能力，藉以為股東帶來回報及為其他利益相關者帶來利益，以及維持最佳之資本架構，從而降低資本成本。

為維持或調整資本架構，本集團可對支付予股東之股息金額作出調整、向股東退回資本、發行新股或增加債務。

本集團以負債對權益比率監察資本。是項比率乃以銀行借款約340,358,000港元(二零一三年：316,211,000港元)除以權益總額2,561,397,000港元(二零一三年：2,999,166,000港元)計算。於二零一四年及二零一三年十二月三十一日之比率分別為13.3%及10.5%。

3.3 公平值估計

下表以估價方法分析按公平值列賬之金融工具，各級別定義如下：

- 相同資產或負債於活躍市場之報價(未經調整)(級別1)。
- 資產或負債可直接(即價格)或間接(即從價格中得出之參數)觀察獲得之參數(包括在級別1內之報價除外)(級別2)。
- 資產或負債並非根據可觀察獲得之市場數據(即不可觀察獲得之參數)得出之參數(級別3)。

3 Financial risk management (continued)

3.3 Fair value estimation (continued)

The following table presents the Group's assets and liabilities that are measured at fair value at 31 December 2014.

		Level 1 級別1 HK\$'000 千港元	Level 2 級別2 HK\$'000 千港元	Level 3 級別3 HK\$'000 千港元
Assets				
	資產			
Financial assets at fair value through profit or loss	按公平值列賬在損益表中處理之金融資產	22,116	—	—
Available-for-sale financial assets	可供出售金融資產			
— Equity security	— 股本證券	—	—	84,162
— Debt security	— 債務證券	—	—	263,909
		22,116	—	348,071
Liabilities				
	負債			
Derivative financial instruments	衍生金融工具			
— Forward exchange contracts	— 遠期外匯合約	—	29,378	—

3 財務風險管理(續)

3.3 公平值估計(續)

下表呈列本集團於二零一四年十二月三十一日按公平值計量之資產及負債。

3 Financial risk management (continued)

3.3 Fair value estimation (continued)

The following table presents the Group's assets and liabilities that are measured at fair value at 31 December 2013.

		Level 1 級別1 HK\$'000 千港元	Level 2 級別2 HK\$'000 千港元	Level 3 級別3 HK\$'000 千港元
Assets				
	資產			
Financial assets at fair value through profit or loss	按公平值列賬在損益表中處理之金融資產	16,091	—	—
Derivative financial instruments	衍生金融工具			
— Forward exchange contracts	— 遠期外匯合約	—	1,540	—
		16,091	1,540	—
Liabilities				
	負債			
Derivative financial instruments	衍生金融工具			
— Forward exchange contracts	— 遠期外匯合約	—	274	—

There were no transfers between Level 1, 2 and 3 during the year.

Financial instruments in level 1

The fair value of financial assets at fair value through profit or loss traded in active markets is based on quoted market prices at the balance sheet date. A market is regarded as active if quoted prices are readily and regularly available from an exchange, dealer, broker, industry group, pricing service, or regulatory agency, and those prices represent actual and regularly occurring market transactions on an arm's length basis. The quoted market price used for financial assets held by the Group is the current bid price. These instruments are included in level 1. Instruments included in level 1 classified as trading securities comprise primarily equity investments listed on Shanghai Stock Exchange.

3 財務風險管理(續)

3.3 公平值估計(續)

下表呈列本集團於二零一三年十二月三十一日按公平值計量之資產及負債。

		Level 1 級別1 HK\$'000 千港元	Level 2 級別2 HK\$'000 千港元	Level 3 級別3 HK\$'000 千港元
Assets				
	資產			
Financial assets at fair value through profit or loss	按公平值列賬在損益表中處理之金融資產	16,091	—	—
Derivative financial instruments	衍生金融工具			
— Forward exchange contracts	— 遠期外匯合約	—	1,540	—
		16,091	1,540	—
Liabilities				
	負債			
Derivative financial instruments	衍生金融工具			
— Forward exchange contracts	— 遠期外匯合約	—	274	—

年內在級別1、2及3之間並無進行轉移。

級別1之金融工具

於活躍市場買賣之按公平值列賬在損益表中處理之金融資產公平值乃根據於結算日之市場報價得出。如果該等報價可以容易地及規律地從交易所、經銷商、經紀、產業集團、定價服務或管理機構中獲得，並且該等價格代表按公平基準進行之真實及定期市場交易，則該市場被視為活躍市場。本集團所持金融資產採用之市場報價為當前買入價。該等工具包括在級別1內。包括在級別1內之工具分類為買賣證券，主要包括於上海證券交易所上市之股權投資。

3 Financial risk management (continued)

3.3 Fair value estimation (continued)

Financial instruments in level 2

Derivatives financial instruments are forward exchange contracts that are marked to market.

Financial instruments in level 3

The fair value of the unlisted equity securities is valued by an independent professional valuer and determined by reference to the net assets value. Management has taken into account the factor of minority interest and applied a discount to the net assets value.

Where net assets value approach is used, estimated fair values of the assets and liabilities are based on management's best estimates and the discount rate applied for the minority interest is a market related rate for a similar instrument at the balance sheet date.

The following table presents the changes in level 3 instruments for the year ended 31 December 2013 and 2014.

		2014 二零一四年 HK\$'000 千港元	2013 二零一三年 HK\$'000 千港元
At 1 January	於一月一日	—	—
Transfer from interests in an associate (Note 10(b))	自聯營公司之權益轉撥 (附註10(b))	430,931	—
Loss on transfer of interests in an associate to available-for-sale financial assets	轉撥聯營公司權益至可供出售金融資產之虧損	(83,528)	—
Revaluation gain transferred to other comprehensive income	轉撥至其他全面收入之重估收益	141	—
Currency translation difference	貨幣換算差額	527	—
At 31 December	於十二月三十一日	348,071	—
Total gains or losses for the year included in profit or loss for assets held at the end of the year	於年末就所持資產計入損益表之年內收益或虧損總額	—	—
Changes in fair value gains or losses for the year included in profit or loss at the end of the year	於年末計入損益表之年內收益或虧損公平值變動	—	—

3 財務風險管理(續)

3.3 公平值估計(續)

級別2之金融工具

衍生金融工具為按市價計值之遠期外匯合約。

級別3之金融工具

非上市股本證券之公平值乃由獨立專業估值師估值及參考資產淨值釐定。管理層已計入少數股東權益之因素及對資產淨值計入折讓。

倘使用資產淨值方法，則資產及負債之估計公平值乃根據管理層就少數股東權益計入之最佳估計及折讓率，乃就類似工具於結算日之市場相關比率。

下表呈列截至二零一三年及二零一四年十二月三十一日止年度之級別3工具變動。

4 Critical accounting estimates and judgements

Estimates and judgements are continually evaluated and are based on historical experience and other factors, including expectations of future events that are believed to be reasonable under the circumstances.

The Group makes estimates and assumptions concerning the future. The resulting accounting estimates will, by definition, seldom equal the related actual results. The estimates and assumptions that have a significant risk of causing a material adjustment to the carrying amounts of assets and liabilities within the next financial year are discussed below.

(a) Useful lives and residual values of property, plant and equipment

The Group's management determines the estimated useful lives, residual values and related depreciation charges for its property, plant and equipment. This estimate is based on the historical experience of the actual useful lives of property, plant and equipment of similar nature and functions. It could change significantly as a result of technical innovations and competitor actions in response to severe industry cycles. Management will increase the depreciation charge where useful lives are less than previously estimated lives, or it will write-off or write-down technically obsolete or non-strategic assets that have been abandoned or sold.

(b) Fair value of investment property

The fair value of investment property is determined at each balance sheet date on an open market value basis by reference to comparable market transactions.

The fair value of investment property would change by approximately HK\$2,300,000 if the market values of comparable properties differ by 10% from the Group's estimates.

(c) Net realisable value of inventories

Net realisable value of inventories is the estimated selling price in the ordinary course of business, less estimated costs of completion and selling expenses. These estimates are based on the current market condition and the historical experience of manufacturing and selling products of similar nature. It could change significantly as a result of changes in customer taste and competitor actions in response to severe industry cycles. Management will reassess the estimations by the balance sheet date.

4 重要會計估計及判斷

本集團持續評審估計及判斷，且該等估計及判斷乃基於過往經驗及其他因素，包括按情況而言相信屬合理之未來事項預測。

本集團就未來事項作出估計及假設。該等因而產生之會計估計按定義甚少與相關實際結果相等。有很大機會對下一財政年度資產及負債之賬面值構成重大調整之估計及假設詳列如下。

(a) 物業、廠房及設備可使用年期及剩餘價值

本集團管理層就其物業、廠房及設備釐定估計可使用年期、剩餘價值及相關折舊開支。此項估計乃基於具類似性質及功能之物業、廠房及設備之實際可使用年期之過往經驗，但可能會因為技術創新及競爭對手為回應嚴峻行業週期而採取之行動而出現重大改變。倘可使用年期少於先前估計之年期，管理層將增加折舊開支，或將撇銷或撇減已棄用或出售之技術過時或非策略性資產。

(b) 投資物業之公平值

投資物業之公平值乃於各結算日參考可資比較市場交易之公開市值釐定。

倘可資比較物業之市值與本集團之估計相差10%，則投資物業之公平值將出現約2,300,000港元之變動。

(c) 存貨可變現淨值

存貨可變現淨值為日常業務過程中之估計售價，減估計完成之成本及銷售開支。該等估計乃基於目前市況及製造及銷售具類似性質產品之過往經驗，但可能會因為客戶喜好改變及競爭對手為回應嚴峻行業週期而採取之行動而出現重大改變。管理層將於結算日重新評估該等估計。

4 Critical accounting estimates and judgements (continued)

(d) Trade and other receivables (including loan to an associate, promissory note and entrusted loans)

The Group's management determines the provision for impairment of trade and other receivables based on the credit history of its customers and the current market condition. Management reassesses the provision for trade and other receivables by each balance sheet date. The provision could change significantly as a result of changes in customer financial position in response to the global economic cycles.

(e) Fair values of derivatives and other financial instruments

Where the fair value of financial instruments recorded in the statement of financial position cannot be derived from active markets, they are determined using valuation techniques including the use of recent arm's length transactions, reference to other instruments that are substantially the same, discounted cash flow analysis and option pricing model. The inputs to these models are taken from observable markets where possible, but where this is not feasible, a degree of judgement is required in establishing fair values. The Group's derivatives financial instruments are forward exchange contracts that are marked to market.

(f) Estimated impairment of goodwill

The Group tests annually whether goodwill has suffered any impairment, in accordance with the accounting policy stated in Note 2.7. The recoverable amounts of cash-generating units ("CGUs") have been determined based on the higher of the fair value less costs to sell and value-in-use calculation of the underlying assets. These calculations required the use of estimates (Note 12).

The Group recognised impairment charge on goodwill of HK\$28,000,000 for the fabric printing and dyeing business. Please refer to Note 12 for more details.

4 重要會計估計及判斷(續)

(d) 應收貿易賬款及其他應收款項(包括貸款予一間聯營公司、承兌票據及委託貸款)

本集團管理層按其客戶信貸往績及當前市況釐定應收貿易賬款及其他應收款項之減值撥備。管理層於每個結算日重新評估應收貿易賬款及其他應收款項撥備。有關撥備可因全球經濟週期導致客戶財務狀況改變而顯著變動。

(e) 衍生工具及其他金融工具之公平值

倘於財務狀況表入賬之金融工具之公平值無法自活躍市場取得，則其公平值乃使用多項估值方法(包括使用近期之公平交易)，並參考其他大致相同之工具、貼現現金流量分析及期權定價模型釐定。該等模型之參數自可觀察市場取得(倘可能)，惟倘不可行，則須就設定公平值作出某程度之判斷。本集團之衍生金融工具為按市價計值之遠期外匯合約。

(f) 商譽減值估計

根據附註2.7所述之會計政策，本集團每年測試商譽有否減值。現金產生單位(「現金產生單位」)之可收回金額按照相關資產之公平值減出售成本與使用價值計算之較高者釐定。計算時須使用估計(附註12)。

本集團就服裝印染業務確認商譽減值支出28,000,000港元。有關更多詳情，請參閱附註12。

4 Critical accounting estimates and judgements (continued)

(g) Income taxes

The Group is subject to income taxes in several jurisdictions. Significant judgement is required in determining the provision for income taxes. There are transactions and calculations for which the ultimate tax determination is uncertain during the ordinary course of business. The Group recognises liabilities for anticipated tax audit issues based on estimates of whether additional taxes will be due. Where the final tax outcome of these matters is different from the amounts that were initially recorded, such differences will impact the income tax and deferred tax provisions in the period in which such determination is made.

Deferred income tax is provided in full, using the liability method, on temporary differences arising between the tax bases of assets and liabilities and their carrying amounts in the consolidated financial statements. Deferred income tax liabilities of the Group mainly arise from the unremitted earnings of the PRC subsidiaries and deferred income tax assets of the Group mainly arise from tax losses carry-forwards. The realisability of the deferred income tax liabilities and assets mainly depend on its subsidiaries' dividend pay-out ratio and whether sufficient future profits or taxable temporary differences will be available in the future, whichever is applicable. In cases where the actual dividend payout ratio is more than expected or future profits generated are less than expected, such difference will impact the income taxes in the periods in which such estimates has been changed.

(h) Fair value of available-for-sale financial assets

The fair value of available-for-sales financial assets that are not traded in an active market is determined by using valuation techniques. The Group uses its judgement to select a variety of methods and make assumptions that are mainly based on market conditions at each balance sheet date.

When the Group ceases to have significant influence in an associate, the interests in the associate are re-measured to its fair value at the date when significant influence is lost. The change in carrying amount is recognised in profit or loss. The initial carrying value of the available-for-sale financial assets is measured at fair value (Note 16). The Group used appropriate assumptions to estimate the fair value. Judgement is required to determine the principle valuation assumptions in arriving the fair value.

4 重要會計估計及判斷(續)

(g) 所得稅

本集團須在多個司法權區繳納所得稅。於釐定所得稅撥備時須作出重大判斷。於日常業務過程中有多項無法釐定最終稅款之交易及計算。本集團根據對額外稅項是否到期繳付之估計，就預期稅務審計事宜確認負債。倘該等事項最終稅款結果有別於最初記錄之金額，有關差額將影響作出有關釐定期間之所得稅及遞延稅項撥備。

遞延所得稅乃採用負債法就資產及負債之稅基與其於綜合財務報表賬面值之間之暫時差額作出全面撥備。本集團之遞延所得稅負債主要來自中國附屬公司之未匯出盈利，而本集團之遞延所得稅資產主要來自稅項虧損結轉。遞延所得稅負債及資產能否變現，主要取決於其附屬公司之股息支付比率及日後有否足夠未來溢利或應課稅暫時差額(視乎適用情況)而定。倘實際股息支付比率高於預期或日後所得溢利少於預期，則該差額將會影響已改變該等估計之期間之所得稅。

(h) 可供出售金融資產之公平值

並無於活躍市場買賣之可供出售金融資產之公平值乃採用估值技巧釐定。本集團使用其判斷力並主要根據於各結算日之市場情況以挑選多種方法及作出假設。

當本集團對聯營公司不再擁有重大影響力，則於聯營公司之權益乃於失去重大影響力之日期重新計量至其公平值。賬面值變動乃於損益表確認。可供出售金融資產之初始賬面值乃按公平值計量(附註16)。本集團使用適當假設以估計公平值。於計算公平值時需要判斷力以釐定原則估值假設。

4 Critical accounting estimates and judgements (continued)

(i) Impairment assessment of interests in associates

At each balance sheet date, the Group reviews internal and external sources of information to identify indications that the interests in associates which are significant to the Group may be impaired or an impairment loss previously recognised no longer exists or may have decreased.

If any such indication exists, the asset's recoverable amount is estimated. An impairment loss is recognised in the consolidated income statement whenever the carrying amount of an asset exceeds its recoverable amount.

The sources utilised to identify indications of impairment are often subjective in nature and the Group is required to use judgement in applying such information to its business. The Group's interpretation of this information has a direct impact on whether an impairment assessment is performed as at any given reporting date.

If an indication of impairment is identified, such information is further subject to an exercise that requires the Group to estimate the recoverable amount, representing the greater of the asset's fair value less cost to sell or its value in use. Depending on the Group's assessment of the overall materiality of the asset under review and complexity of deriving reasonable estimates of the recoverable amount, the Group may perform such assessment utilising internal resources or the Group may engage external advisors to counsel the Group in making this assessment. Regardless of the resources utilised, the Group is required to make many assumptions to make this assessment, including the utilisation of such asset, the cash flows to be generated, appropriate market discount rates and the projected market and regulatory conditions. Changes in any of these assumptions could result in a material change to future estimates of the recoverable amount of any asset.

4 重要會計估計及判斷(續)

(i) 於聯營公司權益之減值評估

於各結算日，本集團檢討內在及外在資料來源以識別是否有訊號顯示對本集團有重要影響之聯營公司權益可能減值或先前確認之減值虧損不再存在或可能已減少。

倘任何有關訊號存在，則資產之可收回金額乃予以估計。倘資產之賬面值於任何時間超過其可收回金額，則減值虧損乃於綜合收益表確認。

用作識別減值訊號之來源通常具有主觀性質，而本集團於其業務應用有關資料時須使用判斷力。本集團如何解讀此資料對於在任何指定報告日期是否進行減值評估有直接影響。

倘經識別出現減值訊號，則該資料乃進一步需要本集團估計可收回金額，即資產的公平值減出售成本或其使用價值的較高者。視乎本集團評估所審閱資產的整體重要程度及計算可收回金額的合理估計數值的複雜程度，本集團可能進行動用內部資源的評估或本集團可能委聘外間顧問就作出此評估而向本集團提供建議。不論是否動用資源，本集團須作出許多假設以作出此評估(包括動用該資產、將產生的現金流量、適當的市場折現率以及預計的市場及監管情況)。任何此等假設的改變可能導致日後為任何資產估計可收回金額時出現重大變動。

5 Segment information

The chief operating decision-maker has been identified as the executive directors. The executive directors review the Group's internal reporting in order to assess performance and allocate resources. Management has determined the operating segments based on these reports.

The executive directors consider the Group has three reportable segments: (1) manufacturing and sale of garments on an OEM basis ("OEM"); (2) manufacturing and retailing of branded fashion apparel ("Retail"); and (3) property development in the PRC ("Property development").

The executive directors assess the performance of the operating segments based on (loss)/profit before income tax, which is consistent with that in the financial statements. Other information, as noted below, is also provided to the executive directors.

Total segment assets exclude investment properties, deferred income tax assets, financial assets at fair value through profit or loss and entrusted loans, all of which are managed on a central basis. These are part of the reconciliation to total balance sheet assets.

5 分部資料

執行董事已獲確立為主要營運決策人。執行董事審閱本集團之內部報告以評估表現及分配資源。管理層已根據此等報告決定營運分部。

執行董事認為本集團有三項可報告之分部：(1)按原設備製造(「原設備製造」)基準製造及銷售成衣；(2)製造及零售品牌時裝(「零售」)；及(3)於中國之物業開發(「物業開發」)。

執行董事根據與財務報表相符之除所得稅前(虧損)/溢利評估營運分部之表現。其他資料，如下所述者，亦已提供予執行董事。

分部資產總額不包括由中央處理之投資物業、遞延所得稅資產、按公平值列賬在損益表中處理之金融資產及委託貸款。此等項目須與資產負債表之資產總額對賬。

5 Segment information (continued)

Turnover comprises sale of goods. Sales between segments are carried out based on terms agreed. The revenue from external parties reported to the executive directors is measured in a manner consistent with that in the consolidated statement of comprehensive income.

5 分部資料(續)

營業額包括銷售貨品。分部之間之銷售乃基於雙方同意之條款進行。呈報予執行董事之外部方收入之計量方式乃與綜合全面收入表相同。

		OEM 原設備製造 HK\$'000 千港元	Retail 零售 HK\$'000 千港元	Property development 物業開發 HK\$'000 千港元	Total 總值 HK\$'000 千港元
Year ended 31 December 2014	截至二零一四年 十二月三十一日 止年度				
Total revenue	收入總額	2,036,605	517,931	—	2,554,536
Inter-segment revenue	分部間收入	(15,535)	—	—	(15,535)
Revenue (from external customers)	收入(來自外部客戶)	2,021,070	517,931	—	2,539,001
Segment profit/(loss) before income tax	除所得稅前分部 溢利/(虧損)	84,996	4,979	(320,984)	(231,009)
Impairment loss on goodwill	商譽減值虧損	(28,000)	—	—	(28,000)
Depreciation of property, plant and equipment	物業、廠房及設備折舊	(71,459)	(44,073)	—	(115,532)
Amortisation of land use rights	土地使用權攤銷	(3,644)	(34)	—	(3,678)
Amortisation of intangible assets	無形資產攤銷	(4,571)	(2,967)	—	(7,538)
Finance income	融資收入	11,272	390	—	11,662
Finance costs	融資成本	(11,601)	(1,778)	—	(13,379)
Impairment loss on loan to an associate	貸款予聯營公司之減值虧損	—	—	(114,633)	(114,633)
Share of losses of associates	分佔聯營公司虧損	(158)	(8,638)	(122,823)	(131,619)
Share of losses of joint ventures	分佔合營公司虧損	(59)	(2,884)	—	(2,943)
Loss on transfer of interests in an associate to available-for-sale financial assets	將於聯營公司之權益轉撥至可供出售金融資產之虧損	—	—	(83,528)	(83,528)
Income tax expense	所得稅開支	(39,759)	(2,608)	—	(42,367)

5 Segment information (continued)

5 分部資料(續)

		OEM 原設備製造 HK\$'000 千港元	Retail 零售 HK\$'000 千港元	Property development 物業開發 HK\$'000 千港元	Total 總值 HK\$'000 千港元
Year ended 31 December 2013	截至二零一三年 十二月三十一日 止年度				
Total revenue	收入總額	1,926,416	491,777	—	2,418,193
Inter-segment revenue	分部間收入	(10,801)	(549)	—	(11,350)
Revenue (from external customers)	收入(來自外部客戶)	1,915,615	491,228	—	2,406,843
Segment profit/(loss) before income tax	除所得稅前分部 溢利/(虧損)	143,351	27,089	(2,004)	168,436
Depreciation of property, plant and equipment	物業、廠房及設備折舊	(83,663)	(35,374)	—	(119,037)
Amortisation of land use rights	土地使用權攤銷	(3,655)	(35)	—	(3,690)
Amortisation of intangible assets	無形資產攤銷	(4,571)	(4,788)	—	(9,359)
Finance income	融資收入	9,253	1,694	—	10,947
Finance costs	融資成本	(18,089)	—	—	(18,089)
Share of losses of associates	分佔聯營公司虧損	(24)	(7,340)	(2,004)	(9,368)
Share of profits/(losses) of joint ventures	分佔合營公司溢利/(虧損)	862	(17)	—	845
Income tax expense	所得稅開支	(43,855)	(11,069)	—	(54,924)

5 Segment information (continued)

5 分部資料(續)

		OEM 原設備製造 HK\$'000 千港元	Retail 零售 HK\$'000 千港元	Property development 物業開發 HK\$'000 千港元	Total 總值 HK\$'000 千港元
As at 31 December 2014	於二零一四年 十二月三十一日				
Total segment assets	分部資產總額	1,907,361	853,245	564,519	3,325,125
Total segment assets include:	分部資產總額包括：				
Interests in associates	於聯營公司之權益	2,048	—	—	2,048
Loan to an associate	貸款予聯營公司	—	—	216,448	216,448
Interests in joint ventures	於合營公司之權益	2,652	17,190	—	19,842
Available-for-sale financial assets	可供出售金融資產	—	—	348,071	348,071
Additions to non-current assets (other than financial instruments and deferred income tax assets)	添置非流動資產(金融工具及遞延所得稅資產除外)	11,584	55,320	—	66,904
As at 31 December 2013	於二零一三年 十二月三十一日				
Total segment assets	分部資產總額	1,951,161	798,757	878,940	3,628,858
Total segment assets include:	分部資產總額包括：				
Interests in associates	於聯營公司之權益	2,312	11,861	566,428	580,601
Loan to an associate	貸款予聯營公司	—	—	312,512	312,512
Interests in joint ventures	於合營公司之權益	2,866	4,332	—	7,198
Additions to non-current assets (other than financial instruments and deferred income tax assets)	添置非流動資產(金融工具及遞延所得稅資產除外)	161,259	37,511	—	198,770

5 Segment information (continued)

A reconciliation of reportable segments' (loss)/profit before income tax to total (loss)/profit before income tax is provided as follows:

		2014 二零一四年 HK\$'000 千港元	2013 二零一三年 HK\$'000 千港元
Total segment (loss)/profit before income tax	除所得稅前分部(虧損)/溢利總額	(231,009)	168,436
Net fair value gains/(losses) on financial assets at fair value through profit or loss	按公平值列賬在損益表中處理之金融資產公平值收益/(虧損)淨額	8,910	(2,844)
Corporate overhead	企業經常費用	(9,523)	(13,108)
Rental income	租賃收入	516	630
Interest income from an associate	來自一間聯營公司之利息收入	15,254	18,995
Interest income from entrusted loans	來自委託貸款之利息收入	13,256	30,754
Impairment loss on entrusted loans	委託貸款之減值虧損	(17,737)	—
(Losses)/gains on derivative financial instruments	衍生金融工具之(虧損)/收益	(26,591)	2,552
(Loss)/profit before income tax per consolidated statement of comprehensive income	綜合全面收入表所列除所得稅前(虧損)/溢利	(246,924)	205,415

A reconciliation of reportable segments' assets to total assets is provided as follows:

		2014 二零一四年 HK\$'000 千港元	2013 二零一三年 HK\$'000 千港元
Total segment assets	分部資產總額	3,325,125	3,628,858
Financial assets at fair value through profit or loss	按公平值列賬在損益表中處理之金融資產	22,116	16,091
Corporate assets	企業資產	757	1,472
Investment properties	投資物業	23,000	20,000
Deferred income tax assets	遞延所得稅資產	51,773	50,474
Entrusted loans	委託貸款	182,113	204,630
Tax recoverable	可收回稅項	10,907	—
Total assets per consolidated balance sheet	綜合資產負債表所列資產總額	3,615,791	3,921,525

5 分部資料(續)

可報告分部之除所得稅前(虧損)/溢利與除所得稅前(虧損)/溢利總額之對賬如下:

可報告分部之資產與資產總額之對賬如下:

Notes to the Financial Statements

財務報表附註

5 Segment information (continued)

The Company is domiciled in the Cayman Islands. The results of its revenue from external customers based on the destination of the customers are as follows:

		2014 二零一四年 HK\$'000 千港元	2013 二零一三年 HK\$'000 千港元
North America	北美	1,384,930	1,418,924
European Union	歐盟	247,448	171,636
Mainland China	中國內地	819,148	725,143
Hong Kong	香港	74,248	78,502
Other countries	其他國家	13,227	12,638
		2,539,001	2,406,843

The total of non-current assets other than interests in associates, loan to an associate, interests in joint ventures, promissory note and deferred income tax assets (there are no employment benefit assets and rights arising under insurance contracts) located in the following geographical areas are as follows:

		2014 二零一四年 HK\$'000 千港元	2013 二零一三年 HK\$'000 千港元
Mainland China	中國內地	753,628	888,852
Hong Kong	香港	186,103	182,479
North America	北美	423	291
		940,154	1,071,622

For the year ended 31 December 2014, revenues of approximately HK\$389,814,000 (2013: HK\$343,856,000) are derived from a single external customer (2013: one). These revenues are attributable to the OEM reportable segments and accounted for greater than 10% of the Group's revenue.

5 分部資料(續)

本公司於開曼群島註冊成立。根據客戶地點劃分之外部客戶收入結果如下：

位於以下地區之非流動資產總額(不包括聯營公司之權益、向聯營公司提供之貸款、於合營公司之權益、承兌票據及遞延所得稅資產(保險合約未有產生僱員福利資產及權利))如下：

截至二零一四年十二月三十一日止年度，約389,814,000港元(二零一三年：343,856,000港元)之收入來自單一外部客戶(二零一三年：一名)。該等收入乃歸屬於原設備製造之可報告分部，並佔本集團收入之10%以上。

6 Property, plant and equipment — Group

6 物業、廠房及設備 — 本集團

		Leasehold land and buildings	Leasehold improve- ments	Plant and machinery	Vehicles	Furniture, fittings and equipment	Construction in progress	Total
		批租土地 及樓宇	租賃物業 裝修	廠房及 機械	汽車	傢俬、裝置 及設備	在建工程	總值
		HK\$'000	HK\$'000	HK\$'000	HK\$'000	HK\$'000	HK\$'000	HK\$'000
		千港元	千港元	千港元	千港元	千港元	千港元	千港元
At 1 January 2013	於二零一三年一月一日							
Cost	成本	621,116	79,018	483,733	44,726	78,265	9,776	1,316,634
Accumulated depreciation	累計折舊	(157,769)	(56,820)	(252,982)	(41,200)	(66,925)	—	(575,696)
Net book amount	賬面淨值	463,347	22,198	230,751	3,526	11,340	9,776	740,938
Year ended 31 December 2013	截至二零一三年十二月三十一日止年度							
Opening net book amount	年初賬面淨值	463,347	22,198	230,751	3,526	11,340	9,776	740,938
Exchange differences	匯兌差額	12,588	782	2,805	59	271	193	16,698
Additions	添置	133,568	43,513	15,677	1,832	2,283	1,897	198,770
Transfers	轉撥	3,787	—	2,845	—	—	(6,632)	—
Disposals	出售	—	—	(1,154)	(617)	(155)	—	(1,926)
Depreciation	折舊	(33,022)	(26,298)	(53,070)	(3,139)	(3,508)	—	(119,037)
Closing net book amount	年末賬面淨值	580,268	40,195	197,854	1,661	10,231	5,234	835,443
At 31 December 2013	於二零一三年十二月三十一日							
Cost	成本	771,059	119,120	494,528	45,292	74,972	5,234	1,510,205
Accumulated depreciation	累計折舊	(190,791)	(78,925)	(296,674)	(43,631)	(64,741)	—	(674,762)
Net book amount	賬面淨值	580,268	40,195	197,854	1,661	10,231	5,234	835,443
Year ended 31 December 2014	截至二零一四年十二月三十一日止年度							
Opening net book amount	年初賬面淨值	580,268	40,195	197,854	1,661	10,231	5,234	835,443
Exchange differences	匯兌差額	(8,945)	(829)	(7,032)	(37)	(204)	(92)	(17,139)
Additions	添置	—	32,589	5,254	1,596	1,039	2,111	42,589
Transfers	轉撥	—	—	2,733	—	2,026	(4,759)	—
Disposals	出售	—	(58)	(3,287)	(310)	(410)	—	(4,065)
Depreciation	折舊	(33,861)	(30,961)	(45,878)	(2,023)	(2,809)	—	(115,532)
Closing net book amount	年末賬面淨值	537,462	40,936	149,644	887	9,873	2,494	741,296
At 31 December 2014	於二零一四年十二月三十一日							
Cost	成本	762,114	150,822	482,754	44,042	74,612	2,494	1,516,838
Accumulated depreciation	累計折舊	(224,652)	(109,886)	(333,110)	(43,155)	(64,739)	—	(775,542)
Net book amount	賬面淨值	537,462	40,936	149,644	887	9,873	2,494	741,296

6 Property, plant and equipment — Group (continued)

Depreciation expenses of approximately HK\$75,493,000 (2013: HK\$77,210,000) and HK\$40,039,000 (2013: HK\$41,827,000) have been charged in cost of sales and administrative expenses respectively.

As at 31 December 2014, leasehold land and buildings with net book amount of approximately HK\$154,596,000 (2013: HK\$158,182,000) were pledged as securities for the Group's bank borrowings (Note 23).

7 Investment properties — Group

The investment properties were revalued at 31 December 2014 by the directors. Valuations were determined with reference to current prices in an active market of similar properties.

The best evidence of fair value is current prices in an active market for similar investment properties. Where such information is not available the directors consider information from a variety of sources including:

- (i) current prices in an active market for properties of different nature or recent prices of similar properties in less active markets, adjusted to reflect those differences;
- (ii) discounted cash flow projections based on reliable estimates of future cash flows; or
- (iii) capitalised income projections based upon a property's estimated net market income, and a capitalisation rate derived from an analysis of market evidence.

The valuation gain is included in "Other gains/(losses), net" in the consolidated income statement (Note 25). The following table analyses the investment properties carried at fair value by valuation method.

6 物業、廠房及設備 — 本集團 (續)

折舊開支約75,493,000港元(二零一三年: 77,210,000港元)及40,039,000港元(二零一三年: 41,827,000港元)已分別於銷售成本及行政開支扣除。

於二零一四年十二月三十一日, 賬面淨值約154,596,000港元(二零一三年: 158,182,000港元)之批租土地及樓宇獲抵押作為本集團多項銀行借款之擔保(附註23)。

7 投資物業 — 本集團

投資物業經由董事於二零一四年十二月三十一日重新估值。估值乃參考相類似物業於活躍市場之當前價格釐定。

公平值之最佳憑證為類似投資物業於活躍市場之當前價格。倘未能取得有關資料, 董事則會考慮來自多方面之資料, 包括:

- (i) 不同性質之物業於活躍市場之當前價格或類似物業於較不活躍市場之近期價格(須就反映上述差異作出調整);
- (ii) 根據未來現金流量之可靠估計而作出之貼現現金流量預測; 或
- (iii) 根據物業之估計市場收入淨額以及源自市場憑證分析所得之資本化比率而作出之資本化收入預測。

估值收益乃計入綜合收益表之「其他收益/(虧損)淨額」(附註25)。下表分析以估值法按公平值列賬之投資物業。

		2014 二零一四年 HK\$'000 千港元	2013 二零一三年 HK\$'000 千港元
At 1 January	於一月一日	20,000	18,000
Fair value gain (Note 25)	公平值收益(附註25)	3,000	2,000
At 31 December	於十二月三十一日	23,000	20,000

7 Investment properties — Group (continued) 7 投資物業 — 本集團(續)

Fair value hierarchy

公平值級別

Fair value measurements using 採用以下各項之公平值計量

		Fair value measurements using 採用以下各項之公平值計量		
		Quoted prices in active markets for identical assets (Level 1) 相同資產於活躍市場之報價(級別1) HK\$'000 千港元	Significant other observable inputs (Level 2) 其他重大可觀察參數(級別2) HK\$'000 千港元	Significant unobservable inputs (Level 3) 重大不可觀察參數(級別3) HK\$'000 千港元
Recurring fair value measurements	經常性公平值計量			
Investment properties as at 31 December 2014	於二零一四年十二月三十一日之投資物業	—	—	23,000
Investment properties as at 31 December 2013	於二零一三年十二月三十一日之投資物業	—	—	20,000

The Group's policy is to recognise transfers into and transfers out of fair value hierarchy levels as of the date of the event or change in circumstances that caused the transfer.

本集團之政策為於引致轉移之事件或情況有變當日確認轉入及轉出之公平值級別。

There were no transfers among Levels 1, 2 and 3 during the year.

於年內在級別1、2及3之間並無進行轉移。

7 Investment properties — Group (continued) 7 投資物業 — 本集團(續)

Fair value measurements using significant unobservable inputs (Level 3)

使用重大不可觀察參數(級別3)之公平值計量

		Investment properties in Hong Kong 於香港之投資物業	
		2014 二零一四年 HK\$'000 千港元	2013 二零一三年 HK\$'000 千港元
At 1 January	於一月一日	20,000	18,000
Gain from fair value adjustment	公平值調整所得收益	3,000	2,000
At 31 December	於十二月三十一日	23,000	20,000
Total valuation gain for the year included in profit or loss for assets held at the end of the year, under "Other gains/(losses), net"	根據「其他收益／(虧損)淨額」，計入於年末所持資產之損益中之年內估值收益總額	3,000	2,000
Change in unrealised gain for the year included in profit or loss for assets held at the end of the year	計入於年末所持資產之損益中之年內未變現收益變動	3,000	2,000

Level 3 fair values of investment properties have been derived using the comparable sales transactions as available in the relevant market to derive the fair value of the properties.

級別3之投資物業公平值已使用在相關市場之可資比較銷售交易入賬，以計算物業之公平值。

The Group's interests in investment properties at their net book values are analysed as follows:

本集團按賬面淨值於投資物業之權益分析如下：

		2014 二零一四年 HK\$'000 千港元	2013 二零一三年 HK\$'000 千港元
In Hong Kong, held on: Leases of over 50 years	於香港持有： 超過50年之租賃	23,000	20,000

8 Land use rights — Group

		2014 二零一四年 HK\$'000 千港元	2013 二零一三年 HK\$'000 千港元
At 1 January	於一月一日	89,218	90,488
Exchange differences	匯兌差額	(852)	2,420
Amortisation	攤銷	(3,678)	(3,690)
At 31 December	於十二月三十一日	84,688	89,218

The Group's interests in land use rights represent prepaid operating lease payments and their net book values are analysed as follows:

		2014 二零一四年 HK\$'000 千港元	2013 二零一三年 HK\$'000 千港元
In Mainland China, held on:	於中國內地持有：		
— Leases of between 10 to 50 years	— 介乎10至50年之租賃	84,688	89,218

As at 31 December 2014, land use rights with net book amount of approximately HK\$5,858,000 (2013: HK\$6,192,000) were pledged as securities for the Group's bank borrowings (Note 23).

本集團於土地使用權之權益指預付經營租賃款項，其賬面淨值分析如下：

於二零一四年十二月三十一日，賬面淨值約5,858,000港元(二零一三年：6,192,000港元)之土地使用權獲抵押作為本集團多項銀行借款之擔保(附註23)。

Notes to the Financial Statements

財務報表附註

9 Investments in subsidiaries — Company

9 於附屬公司之投資 — 本公司

		Company 本公司	
		2014 二零一四年 HK\$'000 千港元	2013 二零一三年 HK\$'000 千港元
Unlisted shares, at cost	非上市股份，按成本	478,070	478,054
Amounts due from subsidiaries	應收附屬公司款項	762,155	767,754
		1,240,225	1,245,808

The above amounts due from subsidiaries are unsecured, interest-free and have no pre-determined repayment terms.

以上應收附屬公司款項為無抵押、免息且無預訂還款期。

The amounts due from subsidiaries are denominated in the following currencies.

應收附屬公司款項以下列貨幣計值。

		Company 本公司	
		2014 二零一四年 HK\$'000 千港元	2013 二零一三年 HK\$'000 千港元
HK\$	港元	701,045	751,641
US\$	美元	61,110	16,113
		762,155	767,754

9 Investments in subsidiaries — Company (continued)

The particulars of the Group's principal subsidiaries as at 31 December 2014 are set out as follows:

9 於附屬公司之投資 — 本公司 (續)

於二零一四年十二月三十一日，本集團主要附屬公司之詳情載列如下：

Name 名稱	Country/place of incorporation/establishment and type of legal entity 註冊成立／成立國家／地點及 法定實體類別	Principal activities and place of operations 主要業務及經營地點	Particulars of issued/ paid-in capital 已發行／實收股本詳情	Equity interest attributable to the Group 本集團應佔股權
Directly held: 直接持有：				
Joycean Investments Limited 欣海投資有限公司	British Virgin Islands, limited liability company 英屬處女群島，有限公司	Investment holding in the British Virgin Islands 於英屬處女群島進行投資 控股	4,000 shares of US\$1 each 4,000股每股面值1美元之 股份	100%
Manfame Investments Limited 萬譽投資有限公司	British Virgin Islands, limited liability company 英屬處女群島，有限公司	Investment holding in the British Virgin Islands 於英屬處女群島進行投資 控股	1,000 shares of US\$1 each 1,000股每股面值1美元之 股份	100%
Oceanroc Investments Limited 海鵬投資有限公司	British Virgin Islands, limited liability company 英屬處女群島，有限公司	Investment holding in the British Virgin Islands 於英屬處女群島進行投資 控股	1,000 shares of US\$1 each 1,000股每股面值1美元之 股份	100%
Skyyear Holdings Limited 天年控股有限公司	British Virgin Islands, limited liability company 英屬處女群島，有限公司	Investment holding in the British Virgin Islands 於英屬處女群島進行投資 控股	4,000 shares of US\$1 each 4,000股每股面值1美元之 股份	100%
Witpower Investments Limited 慧能投資有限公司	British Virgin Islands, limited liability company 英屬處女群島，有限公司	Investment holding in the British Virgin Islands 於英屬處女群島進行投資 控股	2,000 shares of US\$1 each 2,000股每股面值1美元之 股份	100%

9 Investments in subsidiaries — Company
(continued)

9 於附屬公司之投資 — 本公司
(續)

Name	Country/place of incorporation/establishment and type of legal entity 註冊成立／成立國家／地點及法定實體類別	Principal activities and place of operations 主要業務及經營地點	Particulars of issued/paid-in capital 已發行／實收股本詳情	Equity interest attributable to the Group 本集團應佔股權
Indirectly held: 間接持有：				
China Ting Garment Mfg (Group) Limited 華鼎製衣(集團)有限公司	Hong Kong, limited liability company 香港·有限公司	Garment trading in Hong Kong 成衣貿易(香港)	5,000,000 shares of HK\$1 each 5,000,000股每股面值1港元之股份	100%
Concept Creator Fashion Limited 創越時裝有限公司	Hong Kong, limited liability company 香港·有限公司	Garment trading in Hong Kong 成衣貿易(香港)	200,000 shares of HK\$1 each 200,000股每股面值1港元之股份	100%
Concept Creator Limited 創越有限公司	Hong Kong, limited liability company 香港·有限公司	Garment trading in Hong Kong 成衣貿易(香港)	10,000 shares of HK\$1 each 10,000股每股面值1港元之股份	100%
Diny (Hangzhou) Fashion Company Limited 迪妮(杭州)時裝有限公司	The PRC, wholly foreign owned enterprise 中國·外商獨資企業	Garment manufacturing and retailing and trademark holding in the PRC 成衣製造及零售及持有商標(中國)	US\$3,130,000 3,130,000美元	100%
Finity Fashion (Shenzhen) Company Limited 菲妮迪時裝(深圳)有限公司	The PRC, wholly foreign owned enterprise 中國·外商獨資企業	Garment manufacturing and retailing and trademark holding in the PRC 成衣製造及零售及持有商標(中國)	HK\$10,000,000 10,000,000港元	100%
Finity International Fashion Company Limited 菲妮迪國際時裝有限公司	The PRC, wholly foreign owned enterprise 中國·外商獨資企業	Garment manufacturing and retailing and trademark holding in the PRC 成衣製造及零售及持有商標(中國)	US\$10,900,000 10,900,000美元	100%
Hangzhou China Ting Fashion Company Limited 杭州華鼎時裝有限公司	The PRC, wholly foreign owned enterprise 中國·外商獨資企業	Garment manufacturing in the PRC 成衣製造(中國)	US\$4,180,000 4,180,000美元	100%
Hangzhou China Ting Tailored Fashion Company Limited 杭州華鼎西服時裝有限公司	The PRC, wholly foreign owned enterprise 中國·外商獨資企業	Garment manufacturing in the PRC 成衣製造(中國)	US\$8,000,000 8,000,000美元	100%

9 Investments in subsidiaries — Company
(continued)

9 於附屬公司之投資 — 本公司
(續)

Name 名稱	Country/place of incorporation/establishment and type of legal entity 註冊成立／成立國家／地點及 法定實體類別	Principal activities and place of operations 主要業務及經營地點	Particulars of issued/ paid-in capital 已發行／實收股本詳情	Equity interest attributable to the Group 本集團應佔股權
Indirectly held: (continued) 間接持有：(續)				
China Ting Woollen Textile Company Limited (Formerly known as "China Ting Pietraluna (Hangzhou) Wool Textile Dyeing & Finishing Company Limited") 華貝納(杭州)毛紡染整有限公司	The PRC, wholly foreign owned enterprise 中國·外商獨資企業	Wool textile and garment manufacturing in the PRC 毛紡產品及成衣製造(中國)	US\$36,000,000 36,000,000美元	100%
Hangzhou Fuding Fashion Company Limited 杭州富鼎時裝有限公司	The PRC, wholly foreign owned enterprise 中國·外商獨資企業	Garment manufacturing in the PRC 成衣製造(中國)	US\$2,000,000 2,000,000美元	100%
Hangzhou Fuxi Fashion Company Limited 杭州富茜時裝有限公司	The PRC, wholly foreign owned enterprise 中國·外商獨資企業	Garment retailing in the PRC 成衣零售(中國)	US\$200,000 200,000美元	100%
Hangzhou Huaxing Silk Printing Company Limited 杭州華星絲綢印染有限公司	The PRC, wholly foreign owned enterprise 中國·外商獨資企業	Printing and dyeing of silk and other high quality fabrics in the PRC 絲綢及其他優質面料印染(中國)	US\$8,000,000 8,000,000美元	100%
China Ting (Hangzhou) Textile Technology Company Limited 華鼎(杭州)紡織科技有限公司	The PRC, wholly foreign owned enterprise 中國·外商獨資企業	Garment manufacturing in the PRC 成衣製造(中國)	US\$16,000,000 16,000,000美元	100%
He Shan Tri-Star Silk Dyeing and Printing Work Limited 鶴山三星絲綢印染企業有限公司	The PRC, wholly foreign owned enterprise 中國·外商獨資企業	Printing and dyeing of silk and other high quality fabrics in the PRC 絲綢及其他優質面料印染(中國)	US\$3,321,000 3,321,000美元	100%
Interfield Industrial Limited 中都實業有限公司	Hong Kong, limited liability company 香港·有限公司	Fabric printing and dyeing 面料印染	23,410,000 shares of HK\$1 each 23,410,000股每股面值1港元之股份	100%
Jiangsu Fuze Textile Company Limited 江蘇富澤紡織有限公司	The PRC, sino-foreign joint venture 中國·中外合資企業	Jacquard and velvet fabric weaving in the PRC 提花布及絲絨面料織造(中國)	US\$2,625,000 2,625,000美元	52%

9 Investments in subsidiaries — Company
(continued)

9 於附屬公司之投資 — 本公司
(續)

Name	Country/place of incorporation/establishment and type of legal entity 註冊成立／成立國家／地點及法定實體類別	Principal activities and place of operations 主要業務及經營地點	Particulars of issued/paid-in capital 已發行／實收股本詳情	Equity interest attributable to the Group 本集團應佔股權
Indirectly held: (continued) 間接持有：(續)				
Shenzhen Fuhowe Fashion Company Limited 深圳富豪時裝有限公司	The PRC, wholly foreign owned enterprise 中國，外商獨資企業	Garment manufacturing in the PRC 成衣製造(中國)	US\$1,610,000 1,610,000美元	100%
Zhejiang China Ting Brand Management Company Limited 浙江華鼎品牌管理有限公司	The PRC, wholly foreign owned enterprise 中國，外商獨資企業	Garment manufacturing and retailing and trademark holding in the PRC 成衣製造及零售及持有商標(中國)	US\$8,200,000 8,200,000美元	100%
Zhejiang China Ting Jincheng Silk Company Limited 浙江華鼎金誠絲綢有限公司	The PRC, wholly foreign owned enterprise 中國，外商獨資企業	Silk fabric weaving in the PRC 絲綢面料織造(中國)	US\$2,520,000 2,520,000美元	100%
Zhejiang China Ting Knitwear Company Limited 浙江華鼎針織品有限公司	The PRC, wholly foreign owned enterprise 中國，外商獨資企業	Knitwear manufacturing in the PRC 針織品製造(中國)	US\$3,500,000 3,500,000美元	100%
Zhejiang China Ting Textile Technology Company Limited 浙江華鼎紡織科技有限公司	The PRC, wholly foreign owned enterprise 中國，外商獨資企業	Home textile weaving in the PRC 家紡產品織造(中國)	US\$11,200,000 11,200,000美元	100%
Zhejiang Concept Creator Fashion Company Limited 浙江創越時裝有限公司	The PRC, wholly foreign owned enterprise 中國，外商獨資企業	Garment manufacturing in the PRC 成衣製造(中國)	US\$5,000,000 5,000,000美元	100%
Zhejiang Fucheng Fashion Company Limited 浙江富成時裝有限公司	The PRC, wholly foreign owned enterprise 中國，外商獨資企業	Garment manufacturing in the PRC 成衣製造(中國)	US\$4,000,000 4,000,000美元	100%
Zhejiang Fuhowe Fashion Company Limited 浙江富豪時裝有限公司	The PRC, wholly foreign owned enterprise 中國，外商獨資企業	Garment manufacturing in the PRC 成衣製造(中國)	US\$4,200,000 4,200,000美元	100%
Zhejiang China Ting Group Company Limited 浙江華鼎集團有限責任公司	The PRC, wholly foreign owned enterprise 中國，外商獨資企業	Properties holding and garment trading 持有物業及成衣貿易	RMB50,000,000 人民幣50,000,000元	92%

9 Investments in subsidiaries — Company (continued)

9 於附屬公司之投資 — 本公司 (續)

Name 名稱	Country/place of incorporation/establishment and type of legal entity 註冊成立／成立國家／地點及法定實體類別	Principal activities and place of operations 主要業務及經營地點	Particulars of issued/paid-in capital 已發行／實收股本詳情	Equity interest attributable to the Group 本集團應佔股權
Indirectly held: (continued) 間接持有：(續)				
Zhejiang Huali Fashion Company Limited 浙江華勵時裝有限公司	The PRC, wholly foreign owned enterprise 中國·外商獨資企業	Garment manufacturing in the PRC 成衣製造(中國)	US\$2,150,000 2,150,000美元	100%
Zhejiang Huayue Silk Products Company Limited 浙江華越絲綢製品有限公司	The PRC, sino-foreign joint venture 中國·中外合資企業	Spun silk fabric weaving in the PRC 絹絲面料織造(中國)	US\$2,500,000 2,500,000美元	55%
Hangzhou China Ting Industries Investment Company Limited 杭州華鼎實業投資有限公司	The PRC, wholly foreign owned enterprise 中國·外商獨資企業	Investment holding in the PRC 投資控股(中國)	RMB35,000,000 人民幣35,000,000元	100%
Zhejiang Xinan Fashion Company Limited 浙江信安時裝有限公司	The PRC, wholly foreign owned enterprise 中國·外商獨資企業	Garment manufacturing in the PRC 成衣製造(中國)	US\$3,580,000 3,580,000美元	100%
China Ting Finity International Fashion Retail Company Limited 華鼎菲妮迪國際時裝零售有限公司	The PRC, wholly foreign owned enterprise 中國·外商獨資企業	Garment manufacturing and retailing and trademark holding in the PRC 成衣製造及零售及持有商標(中國)	US\$8,500,000 8,500,000美元	100%

The English names of certain subsidiaries referred herein represent management's best effort in translating the Chinese names of these subsidiaries as no English names have been registered.

由於本文所提述之若干附屬公司並無登記英文名稱，故該等英文名稱乃管理層盡力翻譯其中文名稱所得。

The above table includes the subsidiaries of the Group which, in the opinion of the directors, principally affected the results of the year or formed a substantial portion of the net assets of the Group. Giving details of other subsidiaries would, in the opinion of the directors, result in particulars of excessive length.

上表包括董事認為主要影響年內業績或組成本集團大部份資產淨值之本集團附屬公司。董事認為，刊登其他附屬公司之資料會使篇幅過長。

10 Interests in associates — Group

10 於聯營公司之權益 — 本集團

		2014 二零一四年 HK\$'000 千港元	2013 二零一三年 HK\$'000 千港元
Share of net assets	分佔資產淨值	2,048	290,624
Advances to associates (Note (a))	墊款予聯營公司(附註(a))	—	289,977
Interests in associates (Note (b))	於聯營公司之權益(附註(b))	2,048	580,601
Loan to an associate	貸款予一間聯營公司	331,081	312,512
Less: Provision for impairment	減: 減值撥備	(114,633)	—
Loan to an associate, net (Note (c))	貸款予一間聯營公司, 淨額(附註(c))	216,448	312,512

Notes:

(a) As at 31 December 2013, the advances to associates of approximately HK\$289,977,000 are unsecured, interest-free and have no pre-determined repayment terms. The Group considered the advances as part of the investments in the associates.

(b) Movements of interests in associates are as follows:

附註:

(a) 於二零一三年十二月三十一日, 墊款予聯營公司之金額約289,977,000港元為無抵押、免息且無預先釐定還款期。本集團認為有關墊款為聯營公司投資之一部份。

(b) 於聯營公司之權益變動如下:

		2014 二零一四年 HK\$'000 千港元	2013 二零一三年 HK\$'000 千港元
At 1 January	於一月一日	580,601	566,382
Exchange differences	匯兌差額	(13,085)	13,869
Capital injection to an associate	向一間聯營公司注資	24,316	—
Share of losses	分佔虧損		
— Share of losses before provision for inventory	— 分佔存貨撥備前虧損	(11,518)	(9,368)
— Provision for inventory (Note (i))	— 存貨撥備(附註(i))	(120,101)	—
Advances to associates	墊款予聯營公司	—	9,718
Transfer to available-for-sale financial assets (Note (ii))	轉撥至可供出售金融資產(附註(ii))	(430,931)	—
Disposal of an associate (Note (iii))	出售一間聯營公司(附註(iii))	(7,478)	—
Repayment of advance from an associate	償還來自一間聯營公司之墊款	(19,756)	—
At 31 December	於十二月三十一日	2,048	580,601

10 Interests in associates — Group (continued) 10 於聯營公司之權益 — 本集團 (續)

Notes: (continued)

(b) Movements of interests in associates are as follows: (continued)

- (i) Hangzhou China Ting Property Development Company Limited (“China Ting Property”) is an associate of the Group engaging in residential property development in Hangzhou. The Group’s share of provision for inventory of approximately HK\$120,101,000 of China Ting Property represents the impairment on inventory. In view of the unfavourable property market conditions in the region where the residential property project was located, the directors of China Ting Property consider to recognise an impairment provision for the inventory.

In addition, there was an impairment loss on loan to China Ting Property amounted to HK\$114,633,000 during the year ended 31 December 2014.

- (ii) On 9 July 2014, the Group lost the significant influence on Zhejiang Haoran Property Company Limited (“Haoran Property”), a previous associate of the Group, since the two representatives of the Group on the board of directors were removed in a shareholders’ meeting.

Due to the loss of significant influence, Haoran Property was not considered as an associate of the Group and the interest in Haoran Property is accounted for as available-for-sale financial asset which is stated at fair value. As a result, a loss of approximately HK\$83,528,000 has been recognised in the statement of comprehensive income during the year upon the reclassification (Note 16).

- (iii) During the year ended 31 December 2014, the Group disposed of the interest in an associate at a consideration of HK\$22,051,000. A gain on disposal of approximately HK\$14,573,000 was recognised in the consolidated statement comprehensive income (Note 25).

- (c) The loan to an associate with carrying amount of approximately HK\$216,448,000 (2013: HK\$312,512,000) is unsecured, interest-bearing at a range from 6.00% to 7.32% (2013: 6.77% to 7.32%) per annum on the principal and will be repayable before 1 July 2016 with the principal and all the interest.

附註：(續)

(b) 於聯營公司之權益變動如下：(續)

- (i) 杭州華鼎房地產開發有限公司(「華鼎房地產」)為本集團之聯營公司，於杭州從事住宅物業開發。本集團分佔華鼎房地產之存貨撥備約120,101,000港元指存貨減值。有鑒於住宅物業項目所處之物業市場狀況不佳，華鼎房地產董事認為應確認存貨減值撥備。

此外，於截至二零一四年十二月三十一日止年度，貸款予華鼎房地產之減值虧損為114,633,000港元。

- (ii) 於二零一四年七月九日，本集團喪失於本集團前聯營公司浙江浩然置業有限公司(「浩然置業」)之重大影響力，原因為本集團於董事會內之兩名代表於股東會議上遭罷免。

由於喪失重大影響力，浩然置業不被視為本集團之聯營公司，而浩然置業之權益按公平值計入可供出售金融資產。因此，於重新分類後，於年內之全面收入表確認虧損約83,528,000港元(附註16)。

- (iii) 截至二零一四年十二月三十一日止年度，本集團以代價22,051,000港元出售於一間聯營公司之權益。出售收益約14,573,000港元於綜合全面收入表確認(附註25)。

- (c) 貸款予一間聯營公司之賬面值約216,448,000港元(二零一三年：312,512,000港元)為無抵押、按年息率介乎6.00%至7.32%(二零一三年：6.77%至7.32%)根據本金計息，並須於二零一六年七月一日前償還本金及所有利息。

		2014 二零一四年 HK\$'000 千港元	2013 二零一三年 HK\$'000 千港元
At 1 January	於一月一日	312,512	238,125
Loan to an associate	貸款予一間聯營公司	25,868	67,845
Impairment loss on loan to an associate	貸款予一間聯營公司之減值虧損	(114,633)	—
Exchange difference	匯兌差額	(7,299)	6,542
At 31 December	於十二月三十一日	216,448	312,512

10 Interests in associates — Group (continued) 10 於聯營公司之權益 — 本集團 (續)

Notes: (continued)

(d) The summary of the financial information of the Group's associates in aggregate is as follows:

		2014 二零一四年 HK\$'000 千港元	2013 二零一三年 HK\$'000 千港元
Total assets	資產總額	1,061,714	3,931,892
Total liabilities	負債總額	1,287,468	3,091,722
Revenue	收入	40,977	21,094
Loss for the year	年內虧損	(503,310)	(21,232)

(e) The particulars of the Group's associates as at 31 December 2014 are set out as follows:

Name	Country/place of incorporation/establishment and type of legal entity	Particular of issued/paid-in capital	Equity interest attributable to the Group	Principal activities
名稱	註冊成立/成立國家/地點及法定實體類別	已發行/實收股本詳情	本集團應佔股權	主要業務
Hangzhou Huasheng Accessories Company Limited 杭州華盛輔料有限公司	The PRC, wholly foreign owned enterprise 中國·外商獨資企業	US\$250,000 250,000美元	25%	Accessories and plastic bags manufacturing 製造輔料及塑料袋
Hangzhou China Ting Property Development Company Limited 杭州華鼎房地產開發有限公司	The PRC, limited liability company 中國·有限公司	RMB200,000,000 人民幣200,000,000元	49%	Property development 物業發展

附註：(續)

(d) 本集團聯營公司之財務資料合計概要如下：

(e) 本集團於二零一四年十二月三十一日之聯營公司之詳情載列如下：

10 Interests in associates — Group (continued) 10 於聯營公司之權益 — 本集團 (續)

Notes: (continued)

(f) Set out below is the summarised financial information for China Ting Property (2013: China Ting Property and Haoran Property) as at 31 December 2014 which is material to the Group:

附註：(續)

(f) 以下載列華鼎房地產(二零一三年：華鼎房地產及浩然置業)於二零一四年十二月三十一日對本集團有重大影響之財務資料概要：

	China Ting Property 華鼎房地產		Haoran Property 浩然置業		Total 總計	
	2014 二零一四年 HK\$'000 千港元	2013 二零一三年 HK\$'000 千港元	2014 二零一四年 HK\$'000 千港元	2013 二零一三年 HK\$'000 千港元	2014 二零一四年 HK\$'000 千港元	2013 二零一三年 HK\$'000 千港元
Summarised balance sheet	資產負債表概要					
Non-current assets	—	—	—	69	—	69
Current assets (excluding cash and cash equivalents)	985,067	1,292,556	—	2,354,057	985,067	3,646,613
Cash and cash equivalents	28,209	18,008	—	39,192	28,209	57,200
Current financial liabilities (excluding trade and other payable and provision)	(615,764)	(598,342)	—	(1,601,393)	(615,764)	(2,199,735)
Other current liabilities (including trade and other payable and provision)	(256,737)	(203,602)	—	(7,533)	(256,737)	(211,135)
Non-current financial liabilities	(374,719)	(255,787)	—	(12,789)	(374,719)	(268,576)
Other non-current liabilities	—	—	—	(164,486)	—	(164,486)
Net assets	(233,944)	252,833	—	607,117	(233,944)	859,950
Summarised statement of comprehensive income	全面收入表概要					
Revenue	—	—	—	—	—	—
Depreciation	—	(2)	—	(24)	—	(26)
Interest income/(expenses), net	288	49	—	(314)	288	(265)
Income tax expenses	—	—	—	—	—	—
Loss for the year	(483,955)	(1,094)	—	(5,063)	(483,955)	(6,157)
Other comprehensive loss	—	—	—	—	—	—
Total comprehensive loss	(483,955)	(1,094)	—	(5,063)	(483,955)	(6,157)

(g) Set out below is the summarised financial information of the Group's shared portion of associates excluding China Ting Property (2013: China Ting Property and Haoran Property) as at 31 December 2014:

(g) 以下載列本集團分佔聯營公司部份(不包括華鼎房地產)(二零一三年：華鼎房地產及浩然置業)於二零一四年十二月三十一日之財務資料概要：

	2014 二零一四年 HK\$'000 千港元	2013 二零一三年 HK\$'000 千港元
Loss and other comprehensive loss for the year	(9,113)	(7,364)

11 Interests in joint ventures — Group

		2014 二零一四年 HK\$'000 千港元	2013 二零一三年 HK\$'000 千港元
Share of net assets	分佔資產淨值	19,842	7,198

(a) Movements of interests in joint ventures are as follows:

		2014 二零一四年 HK\$'000 千港元	2013 二零一三年 HK\$'000 千港元
At 1 January	於一月一日	7,198	2,003
Capital injection/addition	注資／添置	15,818	4,350
Share of (losses)/profits	分佔(虧損)／溢利	(2,943)	845
Exchange difference	匯兌差額	(231)	—
At 31 December	於十二月三十一日	19,842	7,198

11 於合營公司之權益 — 本集團

(a) 於合營公司之權益變動如下：

11 Interests in joint ventures — Group (continued)

- (a) Movements of interests in joint ventures are as follows:
(continued)

The Group's interests in joint ventures, which are unlisted, are as follows:

		2014 二零一四年 HK\$'000 千港元	2013 二零一三年 HK\$'000 千港元
Revenue	收入	3,420	28,465
Expenses	開支	(9,194)	(25,964)
(Losses)/profits for the year	年內(虧損)/溢利	(5,774)	2,501
Total assets	資產總值	43,230	19,283
Total liabilities	負債總值	(4,219)	(5,056)
Net assets	資產淨值	39,011	14,227

- (b) The particulars of the Group's joint ventures as at 31 December 2014 are set out as follows:

Name	Country/place of incorporation/establishment and type of legal entity	Particular of issued/paid-in capital	Equity interest attributable to the Group	Principal activities
名稱	註冊成立/成立國家/地點及法定實體類別	已發行/實收股本詳情	本集團應佔股權	主要業務
China Ting Pietraluna Limited	Hong Kong, limited liability company	1,000,000 shares of US\$0.1 each	50%	Fabric and garment trading in Hong Kong
華鼎華貝納有限公司	香港·有限公司	1,000,000股每股面值0.1美元之股份	50%	面料及成衣貿易(香港)
Ting Camuto Enterprises Limited	Hong Kong, limited liability company	1,100,000 shares of US\$1 each	51%	Garment retailing
Ting Camuto Enterprises Limited	香港·有限公司	1,100,000股每股面值1美元之股份	51%	成衣零售

11 於合營公司之權益 — 本集團 (續)

- (a) 於合營公司之權益變動如下：(續)

本集團於合營公司(非上市公司)之權益如下：

- (b) 本集團於二零一四年十二月三十一日之合營公司之詳情載列如下：

12 Intangible assets — Group

12 無形資產 — 本集團

		Goodwill 商譽 HK\$'000 千港元 Note (a) 附註(a)	Trademark 商標 HK\$'000 千港元 Note (b) 附註(b)	Customer relationship 客戶關係 HK\$'000 千港元 Note (c) 附註(c)	Exclusive supply right 獨家供應權 HK\$'000 千港元 Note (d) 附註(d)	Total 總值 HK\$'000 千港元
At 1 January 2013	於二零一三年一月一日					
Cost	成本	93,821	47,986	14,691	31,015	187,513
Accumulated amortisation	累計攤銷	—	(33,614)	(7,350)	(10,595)	(51,559)
Net book amount	賬面淨值	93,821	14,372	7,341	20,420	135,954
Year ended 31 December 2013	截至二零一三年十二月三十一日止年度					
Opening net book amount	年初賬面淨值	93,821	14,372	7,341	20,420	135,954
Exchange differences	匯兌差額	366	—	—	—	366
Amortisation	攤銷	—	(4,788)	(1,470)	(3,101)	(9,359)
Closing net book amount	年末賬面淨值	94,187	9,584	5,871	17,319	126,961
At 31 December 2013	於二零一三年十二月三十一日					
Cost	成本	94,187	47,986	14,691	31,015	187,879
Accumulated amortisation	累計攤銷	—	(38,402)	(8,820)	(13,696)	(60,918)
Net book amount	賬面淨值	94,187	9,584	5,871	17,319	126,961
Year ended 31 December 2014	截至二零一四年十二月三十一日止年度					
Opening net book amount	年初賬面淨值	94,187	9,584	5,871	17,319	126,961
Exchange differences	匯兌差額	(253)	—	—	—	(253)
Amortisation	攤銷	—	(2,967)	(1,470)	(3,101)	(7,538)
Impairment	減值	(28,000)	—	—	—	(28,000)
Closing net book amount	年末賬面淨值	65,934	6,617	4,401	14,218	91,170
At 31 December 2014	於二零一四年十二月三十一日					
Cost	成本	93,934	47,986	14,691	31,015	187,626
Accumulated amortisation	累計攤銷	—	(41,369)	(10,290)	(16,797)	(68,456)
Accumulated impairment	累計減值	(28,000)	—	—	—	(28,000)
Net book amount	賬面淨值	65,934	6,617	4,401	14,218	91,170

Amortisation expenses of approximately HK\$2,967,000 (2013: HK\$4,788,000) and HK\$4,571,000 (2013: HK\$4,571,000) have been charged in selling, marketing and distribution costs and administrative expenses respectively.

攤銷開支約2,967,000港元(二零一三年: 4,788,000港元)及4,571,000港元(二零一三年: 4,571,000港元)已分別自銷售、營銷及分銷成本以及行政開支內扣除。

12 Intangible assets — Group (continued)

Notes:

(a) Impairment tests for goodwill

Goodwill is allocated to the CGU identified for OEM garment business and fabric printing and dyeing business, the identified groups of CGUs that are expected to benefit from the synergies of the combinations.

A summary of the goodwill allocation is presented below:

		2014 二零一四年		2013 二零一三年	
		OEM garment business 原設備製造成衣 業務 HK\$'000 千港元	Fabric printing and dyeing business 面料印染業務 HK\$'000 千港元	OEM garment business 原設備製造成衣 業務 HK\$'000 千港元	Fabric printing and dyeing business 面料印染業務 HK\$'000 千港元
At 1 January	於一月一日	26,257	67,930	25,891	67,930
Exchange differences	匯兌差額	(253)	—	366	—
Impairment loss	減值虧損	—	(28,000)	—	—
At 31 December	於十二月三十一日	26,004	39,930	26,257	67,930

The recoverable amount of a CGU is determined based on higher of the fair value less costs to sell and value-in-use calculations. The value-in-use calculations use pre-tax cash flow projections based on financial budgets approved by management covering a five-year period. Cash flows beyond the five-year period are extrapolated using the estimated growth rates stated below. Cash flows beyond the five-year period are extrapolated using the growth rate of 3%. The growth rate does not exceed the long-term average growth rate for the business in which the CGU operates.

Key assumptions used for value-in-use calculations are as follows:

		2014 二零一四年		2013 二零一三年	
		OEM garment business 原設備製造成衣 業務	Fabric printing and dyeing business 面料印染業務	OEM garment business 原設備製造成衣 業務	Fabric printing and dyeing business 面料印染業務
Budgeted gross margin	預算毛利率	25%	20%	29%	20%
Pre-tax discount rate	除稅前折現率	12%	12%	12%	12%
Weighted average growth rate used to extrapolate cash flows beyond the budgeted periods	用以推斷預算期後之現金流量之加權平均增長率	5%	9%	5%	12%

12 無形資產 — 本集團(續)

附註：

(a) 商譽減值測試

商譽分配予原設備製造成衣業務及面料印染業務之已識別之現金產生單位，為預期可於合併獲協同效益之可識別現金產生單位組別。

商譽分配概要呈列如下：

現金產生單位之可收回金額乃根據公平值減銷售成本及使用價值計算方法(以較高者為準)釐定。使用價值計算方法乃根據經管理層批准覆蓋五年期間之財務預算，使用除稅前現金流量預計作出。五年期限之後之現金流量乃按下文所述之估計增長率推斷。五年期限之後之現金流量乃使用3%之增長率推斷。增長率並未超越現金產生單位經營之業務之長期平均增長率。

就使用價值計算法採用之主要假設如下：

12 Intangible assets — Group (continued)

(a) Impairment tests for goodwill (continued)

Management determined budgeted gross margin based on past performance and its expectations for the market development. The discount rate used is pre-tax and reflects specific risks relating to the CGU. The weighted average growth rate beyond the budget period is estimated based on current capacity of the CGU.

The goodwill being allocated to the fabric printing and dyeing business resulted from the acquisition of Interfield Industrial Limited and its subsidiaries which is included in the OEM segment. In addition, the goodwill being allocated to the OEM garment business resulted from the acquisition of Zhejiang China Ting Group Company Limited which is also included in the OEM segment.

No impairment was recognised against the goodwill of the OEM garment business during the year ended 31 December 2014.

Due to the adverse change in market demand for printed and dyed silk, goodwill of fabric printing and dyeing business was considered impaired by the management. The recoverable amount of the fabric printing and dyeing business is HK\$137,001,000 as at 31 December 2014, which is lower than the carrying amount of this CGU. This shortfall leads to an impairment of goodwill of HK\$28,000,000 during the year ended 31 December 2014. No other class of asset other than goodwill was impaired.

As at 31 December 2014, the recoverable amount in OEM garment business calculated based on value in use exceeded carrying value by approximately HK\$320,084,000. A decrease of budgeted gross margin to 23.0%, a rise in pre-tax discount rate to 13.5%, or a decrease of weighted average growth rate to 3.2%, would remove the remaining headroom.

- (b) The trademark represents the right to use the FINITY brand.
- (c) The customer relationship was acquired in a business combination with Interfield Industrial Limited.
- (d) On 24 July 2009, the Group entered into an exclusive supply agreement ("Agreement") with Bernard Chaus, Inc. ("Bernard Chaus"). Pursuant to the Agreement, Bernard Chaus appointed the Group as the sole supplier of all its career and casual sportswear in mainland China for a term of 10 years from the date of the Agreement. In return the Group agreed to pay Bernard Chaus an exclusive supply premium of US\$4,000,000 (approximately HK\$31,015,000).

12 無形資產 — 本集團(續)

(a) 商譽減值測試(續)

管理層按過往表現及其預期之市場發展釐定預算毛利率。所使用折現率為除稅前，並反映有關現金產生單位之特定風險。於預算期後之加權平均增長率乃根據現金產生單位之當前能力估計。

獲分配至面料印染業務之商譽因收購中都實業有限公司及其附屬公司(列入原設備製造分部)而產生。此外，獲分配至原設備製造成衣業務之商譽因收購浙江華鼎集團有限責任公司(亦列入原設備製造分部)而產生。

於截至二零一四年十二月三十一日止年度內，概無就原設備製造成衣業務之商譽確認減值。

由於市場對印染絲綢之需求出現不利變動，面料印染業務之商譽被管理層視為已減值。於二零一四年十二月三十一日，面料印染業務之可收回金額為137,001,000港元，該金額低於現金產生單位之賬面值。此差額導致截至二零一四年十二月三十一日止年度之商譽減值為28,000,000港元。除商譽外，概無其他資產類別需作出減值。

於二零一四年十二月三十一日，根據使用價值計算之原設備製造成衣業務之可收回金額較賬面值超出約320,084,000港元。預算毛利率下降至23.0%，除稅前折現率上升至13.5%，或加權平均增長率下降至3.2%，均會消除剩餘之盈利空間。

- (b) 商標代表使用FINITY(菲妮迪)品牌之權利。
- (c) 客戶關係乃與中都實業有限公司進行業務合併時獲得。
- (d) 於二零零九年七月二十四日，本集團與Bernard Chaus, Inc. (「Bernard Chaus」)達成獨家供應協議(「協議」)。根據協議，Bernard Chaus委託本集團為旗下所有上班服及運動便服在中國內地之獨家供應商，為期由協議日期起計10年。本集團同意支付4,000,000美元(約31,015,000港元)獨家供應報酬予Bernard Chaus。

13 Derivative financial instruments

13 衍生金融工具

		2014 二零一四年 HK\$'000 千港元	2013 二零一三年 HK\$'000 千港元
<i>Assets</i>	<i>資產</i>		
Foreign exchange forward contracts	外匯遠期合約	—	1,540
<i>Liabilities</i>	<i>負債</i>		
Foreign exchange forward contracts	外匯遠期合約	29,378	274

Amounts recognised in profit or loss for derivative financial instruments:

就衍生金融工具於損益表確認之金額：

		2014 二零一四年 HK\$'000 千港元	2013 二零一三年 HK\$'000 千港元
Fair value (losses)/gains	公平值(虧損)/收益	(30,644)	1,266
Gains from settlement	結算所得收益	4,053	1,286
		(26,591)	2,552

Details of the derivative financial instruments:

衍生金融工具之詳情：

		2014 二零一四年	2013 二零一三年
<i>Foreign exchange forward contracts in respect of RMB against USD</i>	<i>有關人民幣兌美元之外匯遠期合約</i>		
— Notional principal amounts (USD)	— 名義本金額(美元)	70,000,000	119,000,000
— Maturities as at year end	— 截至年末之到期日	Range from 11 months to 19 months, subject to certain conditions 介乎11個月至19個月，受若干條件所限	Range from 20 months to 22 months, subject to certain conditions 介乎20個月至22個月，受若干條件所限

Derivative financial instruments are carried at fair values.

衍生金融工具乃按公平值列值。

14 Inventories — Group

		2014 二零一四年 HK\$'000 千港元	2013 二零一三年 HK\$'000 千港元
Raw materials	原材料	129,512	146,076
Work in progress	在製品	151,995	171,299
Finished goods	製成品	547,097	516,382
		828,604	833,757
Less: Provision for inventories	減：存貨撥備	(114,853)	(109,995)
		713,751	723,762

The cost of inventories recognised as expense and included in cost of sales amounted to approximately HK\$1,057,233,000 (2013: HK\$993,867,000).

確認為開支並計入銷售成本之存貨成本約為1,057,233,000港元(二零一三年：993,867,000港元)。

15 Trade and other receivables

15 應收貿易賬款及其他應收款項

		Group 本集團		Company 本公司	
		2014 二零一四年 HK\$'000 千港元	2013 二零一三年 HK\$'000 千港元	2014 二零一四年 HK\$'000 千港元	2013 二零一三年 HK\$'000 千港元
Trade and bill receivables	應收貿易賬款及應收票據	517,045	469,520	—	—
Less: Provision for impairment	減：減值撥備	(49,459)	(16,141)	—	—
Trade and bill receivables, net (Note (i))	應收貿易賬款及應收票據淨值(附註(i))	467,586	453,379	—	—
Amounts due from associates (Note 35(c))	應收聯營公司款項(附註35(c))	—	37,120	—	—
Amounts due from joint ventures (Note 35(c))	應收合營公司款項(附註35(c))	2,159	3,739	—	—
Promissory note (Note (ii))	承兌票據(附註(ii))	70,708	72,356	—	—
Entrusted loans (Note (iii))	委託貸款(附註(iii))	182,113	204,630	—	—
Other receivables, deposits and prepayments	其他應收款項、按金及預付款項	230,683	163,549	188	245
		953,249	934,773	188	245
Less: Non-current portion of promissory note	減：承兌票據之非即期部分	(51,800)	(64,869)	—	—
		901,449	869,904	188	245

The amounts due from associates and joint ventures are unsecured, interest-free and repayable on demand, except for the amount due from an associate of approximately HK\$1,279,000 which carried interest at 6.65% per annum as at 31 December 2013.

應收聯營公司及合營公司款項為無抵押、免息及按要求償還，惟應收一間聯營公司款項約1,279,000港元則除外，該款項於二零一三年十二月三十一日按年息6.65%計息。

15 Trade and other receivables (continued)

Notes:

- (i) **Trade and bill receivables, net**
The ageing analysis of gross trade and bill receivables based on invoice date is as follows:

		Group 本集團	
		2014 二零一四年 HK\$'000 千港元	2013 二零一三年 HK\$'000 千港元
0 to 30 days	0至30日	285,945	211,689
31 to 60 days	31至60日	86,511	124,381
61 to 90 days	61至90日	56,657	55,061
91 to 120 days	91日至120日	41,266	47,184
Over 120 days	超過120日	46,666	31,205
		517,045	469,520

For OEM garment sales, the Group's trade receivables from its customers are generally settled by way of letters of credit or telegraphic transfer with credit periods of not more than 90 days. The grant of open account terms without security coverage is generally restricted to large or long-established customers with good repayment history. Sales to these customers comprise a significant proportion of the Group's OEM garment sales. On the other hand, for new and existing customers with short trading history, letters of credit issued by these customers are normally demanded for settlement purposes.

For sales of branded fashion apparel to franchisees, the Group normally requests payments in advance or deposits from such customers, with the remaining balances settled immediately upon delivery of goods. The Group also grants open account terms of 30 credit days to long-established customers with good repayment history.

Retail sales are settled in cash or by credit cards or collected by department stores on behalf of the Group. The department stores are normally required to settle the proceeds to the Group within 2 months from the date of sale.

Bill receivables are with average maturity dates of within 2 months.

The carrying amounts of trade and other receivables approximate their fair values.

As at 31 December 2014, trade and bill receivables of approximately HK\$52,454,000 (2013: HK\$66,655,000) were past due but not considered impaired.

15 應收貿易賬款及其他應收款項(續)

附註:

- (i) 應收貿易賬款及應收票據淨值
應收貿易賬款及應收票據總額按發票日期之賬齡分析如下:

就原設備製造成衣銷售而言，本集團來自其客戶之應收貿易賬款一般以信用狀或電匯方式清償，信貸期不超過90日。毋須提供任何保證之記賬交易期限一般僅會授予還款紀錄良好之大型或長期客戶。本集團向此等客戶進行之銷售，佔原設備製造成衣銷售額之絕大部分。另外，本集團一般要求業務往來年資較短之新客戶及現有客戶提供信用狀以作償款用途。

就對專營代理商進行之品牌時裝銷售而言，本集團一般要求該等客戶預付款項或按金，餘額則於貨品付運後即時清償。本集團亦會向還款紀錄良好之長期客戶授出30個信貸日之記賬交易期限。

零售乃以現金或信用卡清償或由百貨公司代本集團收取。本集團一般要求百貨公司於銷售日起計兩個月內向本集團清償所得款項。

應收票據之平均到期日為兩個月內。

應收貿易賬款及其他應收款項之賬面值與其公平值相若。

於二零一四年十二月三十一日，應收貿易賬款及應收票據約52,454,000港元(二零一三年：66,655,000港元)已逾期但尚未被視為減值。

15 Trade and other receivables (continued)

Notes: (continued)

(i) Trade and bill receivables, net (continued)

These trade and bill receivables relate to a number of independent customers for whom there is no recent history of default. The ageing analysis of these trade and bill receivables is as follows:

		Group 本集團	
		2014 二零一四年 HK\$'000 千港元	2013 二零一三年 HK\$'000 千港元
0 to 30 days	0至30日	34,069	50,058
31 to 60 days	31至60日	16,828	10,734
Over 60 days	超過60日	1,557	5,863
		52,454	66,655

As at 31 December 2014, trade receivables of approximately HK\$49,459,000 (2013: HK\$16,141,000) were considered impaired and had been fully provided for. The ageing analysis of these receivables is as follows:

		2014 二零一四年 HK\$'000 千港元	2013 二零一三年 HK\$'000 千港元
Up to 30 days	0至30日	124	—
31 to 60 days	31至60日	2,798	—
Over 60 days	超過60日	46,537	16,141
		49,459	16,141

The risk of trade and bill receivables that are neither past due nor impaired as at 31 December 2014 becoming impaired is low as most of the balances related to customers with no history of default.

15 應收貿易賬款及其他應收款項(續)

附註：(續)

(i) 應收貿易賬款及應收票據淨值(續)

此等應收貿易賬款及應收票據與近期並無拖欠記錄之多名獨立客戶相關。此等應收貿易賬款及應收票據之賬齡分析如下：

		Group 本集團	
		2014 二零一四年 HK\$'000 千港元	2013 二零一三年 HK\$'000 千港元
0 to 30 days	0至30日	34,069	50,058
31 to 60 days	31至60日	16,828	10,734
Over 60 days	超過60日	1,557	5,863
		52,454	66,655

於二零一四年十二月三十一日，應收貿易賬款約49,459,000港元(二零一三年：16,141,000港元)已被視為減值並已全數作出撥備。該等應收貿易賬款之賬齡分析如下：

		2014 二零一四年 HK\$'000 千港元	2013 二零一三年 HK\$'000 千港元
Up to 30 days	0至30日	124	—
31 to 60 days	31至60日	2,798	—
Over 60 days	超過60日	46,537	16,141
		49,459	16,141

由於大部分結餘與無拖欠記錄之客戶相關，故於二零一四年十二月三十一日既無逾期亦無減值之應收貿易賬款及應收票據出現減值之風險較低。

15 Trade and other receivables (continued)

Notes: (continued)

(i) **Trade and bill receivables, net (continued)**

Movements on the provision for impairment of receivables are as follows:

		2014 二零一四年 HK\$'000 千港元	2013 二零一三年 HK\$'000 千港元
At 1 January	於一月一日	16,141	12,837
Exchange differences	匯兌差額	(266)	268
Charged to the profit or loss	於損益表扣除	35,783	6,115
Write-off	撇銷	(1,539)	(2,339)
Reversal of provision	撥回撥備	(660)	(740)
At 31 December	於十二月三十一日	49,459	16,141

(ii) The promissory note represents a senior unsecured promissory note with original principal amounted to US\$10,000,000 (equivalent to approximately HK\$77,350,000) converted from trade receivables due from a major customer which will be payable in various installments until the end of 2016. The promissory note is interest-bearing at 5.25% per annum.

(iii) On 24 December 2012, the Group entered into three secured entrusted loans ("Entrusted Loan A") with total principals amounting to RMB30,000,000 (equivalent to approximately HK\$37,472,000) due from a company established in the PRC ("Borrower A") through a lending agent, a commercial bank in the PRC. Entrusted Loan A is interest-bearing at 18% per annum payable on a quarterly basis and the principal will be payable on or before 25 December 2014. An affiliate of Borrower A pledged to the lending agent certain number of properties located at Yuhang District in Hangzhou as collaterals.

Further on 5 February 2013, the Group entered into another eight secured entrusted loans ("Entrusted Loan B") with total principals amounting to RMB130,000,000 (equivalent to approximately HK\$162,378,000) due from a company established in the PRC, an affiliate of Borrower A ("Borrower B"), through a lending agent, a commercial bank in the PRC. Entrusted Loan B is interest-bearing at 18% per annum payable on a monthly basis and the principal will be payable on or before 5 February 2014. An affiliate of Borrower B pledged to the lending agent a parcel of land located at Lin'an City in Hangzhou as collateral.

On 27 January 2014, the Group renewed Entrusted Loan B with the borrower for twelve months from the original expiry date of 5 February 2014 to 5 February 2015. The terms and conditions of Entrusted Loan B, other than the repayment period, remain unchanged.

15 應收貿易賬款及其他應收款項(續)

附註：(續)

(i) **應收貿易賬款及應收票據淨值(續)**

應收款項減值撥備變動如下：

	2014 二零一四年 HK\$'000 千港元	2013 二零一三年 HK\$'000 千港元
At 1 January	16,141	12,837
Exchange differences	(266)	268
Charged to the profit or loss	35,783	6,115
Write-off	(1,539)	(2,339)
Reversal of provision	(660)	(740)
At 31 December	49,459	16,141

(ii) 承兌票據指由應收一名主要客戶貿易賬款轉換所得之一份優先無抵押承兌票據，原有本金額為10,000,000美元(相等於約77,350,000港元)，會於直至二零一六年底分多期支付。承兌票據按年息5.25%計息。

(iii) 於二零一二年十二月二十四日，本集團透過借款代理(為一間中國商業銀行)訂立三份應收一間於中國成立之公司(「借款人A」)之有抵押委託貸款(「委託貸款A」)，本金總額為人民幣30,000,000元(相等於約37,472,000港元)。委託貸款A按年息18%計息，須每季度支付，而本金應於二零一四年十二月二十五日或之前支付。借款人A之聯屬公司將位於杭州市余杭區之若干物業抵押予借款代理作為抵押品。

此外，於二零一三年二月五日，本集團透過借款代理(為一間中國商業銀行)訂立另外八份應收一間於中國成立之公司(「借款人A之聯屬公司(「借款人B」)之有抵押委託貸款(「委託貸款B」)，本金總額為人民幣130,000,000元(相等於約162,378,000港元)。委託貸款B按年息18%計息，須每月支付，而本金應於二零一四年二月五日或之前支付。借款人B之聯屬公司將一塊位於杭州臨安市之土地抵押予借款代理作為抵押品。

於二零一四年一月二十七日，本集團與借款人將委託貸款B續期，自原有屆滿日期二零一四年二月五日起續期十二個月至二零一五年二月五日。除還款期外，委託貸款B之條款及條件維持不變。

15 Trade and other receivables (continued)

Notes: (continued)

(iii) (continued)

Corporate and personal guarantees were provided by affiliates of Borrower A and B in favour of the lending agents to secure the obligations of Borrower A and B under the entrusted loan agreements.

In June 2014, there was a failure for Borrower A and B to settle the interest within the agreed payment schedules set forth in the agreements for both Entrusted Loan A and B.

On 5 August 2014, the lending agent of Entrusted Loan B has reached eight civil claim mediation agreements with Borrower B, in which Borrower B has agreed to pay the principal of Entrusted Loan B amounting to RMB130,000,000 and the interest due up to 20 June 2014 before 31 October 2014. In addition, according to the civil claim mediation agreements, Borrower B is required to settle the interest incurred during the period from 21 June 2014 to the date of settlement at 22.5% per annum.

On 17 November 2014, the lending agent of Entrusted Loan A has reached three civil claim mediation agreements with Borrower A, in which Borrower A has agreed to pay the principal of Entrusted Loan A amounting to RMB30,000,000 and the interest due at the rate of 18% per annum before 30 November 2014.

Borrower A and B have failed to settle the principal and the related interest in accordance with the civil claim mediation agreements by 30 November 2014.

On 18 November 2014, Borrower A and B filed voluntary bankruptcy at the People's Court of Yuhang District (the "Court"). The Court approved the appointment of the administrator and accepted the petition for bankruptcy proceedings. The legal proceedings are still in progress up to the date of this report.

As at 31 December 2014, Entrusted Loan A of approximately HK\$17,737,000 was considered impaired.

15 應收貿易賬款及其他應收款項(續)

附註：(續)

(iii) (續)

借款人A及B之聯屬公司已以借款代理為受益人提供公司及個人擔保，以保證借款人A及B履行於委託貸款協議項下之責任。

於二零一四年六月，借款人A及B未能按照委託貸款A及B的協議所載的經協定付款時間表清償利息。

於二零一四年八月五日，委託貸款B的借款代理與借款人B達成八項民事申索調解協議，當中借款人B同意於二零一四年十月三十一日前支付委託貸款B的本金人民幣130,000,000元及截至二零一四年六月二十日的利息。此外，根據該等民事申索調解協議，借款人B須清償於二零一四年六月二十一日至清償日期期間按年利率22.5%計算的利息。

於二零一四年十一月十七日，委託貸款A之借款代理與借款人A達成三項民事申索調解協議，當中借款人A同意於二零一四年十一月三十日前支付委託貸款A之本金人民幣30,000,000元及按年利率18%計息之到期應付利息。

於二零一四年十一月三十日前，借款人A與B未能按照民事申索調解協議支付本金及相關利息。

於二零一四年十一月十八日，借款人A與B向餘杭區人民法院(「法院」)提出自願破產。法院批准委任破產管理人及接納破產法律程序呈請。截至本報告日期，該法律程序仍在進行中。

於二零一四年十二月三十一日，委託貸款A約17,737,000港元被視為已減值。

15 Trade and other receivables (continued)

Notes: (continued)

(iii) (continued)

Movements of the entrusted loans are as follows:

		2014 二零一四年 HK\$'000 千港元	2013 二零一三年 HK\$'000 千港元
At 1 January	於一月一日	204,630	37,019
Addition of entrusted loans	增購委託貸款	—	166,262
Exchange differences	匯兌差額	(4,780)	1,349
Impairment loss charged to the profit or loss	於損益表扣除減值虧損	(17,737)	—
At 31 December	於十二月三十一日	182,113	204,630

The carrying amounts of the Group's net trade and other receivables (excluded prepayments, promissory note and entrusted loans) are denominated in the following currencies:

		2014 二零一四年 HK\$'000 千港元	2013 二零一三年 HK\$'000 千港元
HK\$	港元	11,163	15,866
RMB	人民幣	308,241	276,480
US\$	美元	292,823	298,821
		612,227	591,167

The carrying amounts of the other receivables are aged current and do not contain any impaired assets.

15 應收貿易賬款及其他應收款項(續)

附註：(續)

(iii) (續)

委託貸款之變動如下：

		2014 二零一四年 HK\$'000 千港元	2013 二零一三年 HK\$'000 千港元
At 1 January	於一月一日	204,630	37,019
Addition of entrusted loans	增購委託貸款	—	166,262
Exchange differences	匯兌差額	(4,780)	1,349
Impairment loss charged to the profit or loss	於損益表扣除減值虧損	(17,737)	—
At 31 December	於十二月三十一日	182,113	204,630

本集團應收貿易賬款及其他應收款項淨值(不包括預付款項、承兌票據及委託貸款)之賬面值以下列貨幣計值：

		2014 二零一四年 HK\$'000 千港元	2013 二零一三年 HK\$'000 千港元
HK\$	港元	11,163	15,866
RMB	人民幣	308,241	276,480
US\$	美元	292,823	298,821
		612,227	591,167

其他應收款項之賬面值為即期款項，且並未包括任何減值資產。

16 Available-for-sale financial assets — Group 16 可供出售金融資產 — 本集團

		2014 二零一四年 HK\$'000 千港元	2013 二零一三年 HK\$'000 千港元
Unlisted investments in the PRC:	於中國之非上市投資：		
Equity security	股本證券	84,162	—
Debt security	債務證券	263,909	—
		348,071	—

The unlisted equity security represents interest in Haoran Property (Note 10(b)). The fair value of the unlisted equity security is valued by an independent professional valuer and determined by reference to the net assets value. The fair values are within level 3 of the fair value hierarchy (see Note 3.3).

The maximum exposure to credit risk at the reporting date is the carrying value of the debt security classified as available-for-sale.

Movement of the available-for-sale financial asset is as follows:

非上市股本證券指於浩然置業之權益(附註10(b))。非上市股本證券之公平值乃由獨立專業估值師估值及經參考資產淨值釐定。公平值處於公平值級別之第3級內(見附註3.3)。

於報告日期面對之最高信貸風險為分類為可供出售債務證券之賬面值。

可供出售金融資產之變動如下：

		2014 二零一四年 HK\$'000 千港元	2013 二零一三年 HK\$'000 千港元
At 1 January	於一月一日	—	—
Transfer from interests in an associate (Note 10(b))	自聯營公司之權益轉撥(附註10(b))	430,931	—
Loss on transfer of interests in an associate to available-for-sale financial assets (Note 10(b))	轉撥聯營公司權益至可供出售金融資產之虧損(附註10(b))	(83,528)	—
Revaluation gain transferred to other comprehensive income	轉撥至其他全面收入之重估收益	141	—
Currency translation difference	貨幣換算差額	527	—
At 31 December	於十二月三十一日	348,071	—

Available-for-sale financial assets are denominated in RMB.

None of these financial assets is either past due or impaired.

可供出售金融資產以人民幣計值。

該等金融資產並無逾期或減值。

16 Available-for-sale financial assets — Group (continued)

At 31 December 2014, the carrying amount of interest in Haoran Property exceeded 10% of total assets of the Group. Details of Haoran Property are as follows:

Name 名稱	Country of incorporation and type of legal entity 註冊成立國家及法定實體類型	Paid-in capital 實收股本	Equity interest attributable to the Group 本集團應佔股權	Principal activity 主要業務
Zhejiang Haoran Property Company Limited 浙江浩然置業有限公司	The PRC, limited liability company 中國·有限公司	RMB100,000,000 人民幣100,000,000元	29% 29%	Property development 物業發展

17 Financial assets at fair value through profit or loss — Group

16 可供出售金融資產 — 本集團 (續)

於二零一四年十二月三十一日，於浩然置業之權益之賬面值超過本集團之資產總額10%。浩然置業之詳情如下：

17 按公平值列賬在損益表中處理之金融資產 — 本集團

	2014 二零一四年 HK\$'000 千港元	2013 二零一三年 HK\$'000 千港元
Market value of listed securities in the PRC (Note) 於中國之上市證券之市值(附註)	22,116	16,091

Note: The fair value of all equity securities is based on their current bid prices in an active market.

附註：所有股本證券之公平值均根據其於活躍市場中之當前買入價計算。

18 Cash and bank balances

18 現金及銀行結餘

		Group 本集團		Company 本公司	
		2014 二零一四年 HK\$'000 千港元	2013 二零一三年 HK\$'000 千港元	2014 二零一四年 HK\$'000 千港元	2013 二零一三年 HK\$'000 千港元
Cash at bank and in hand	銀行結餘及手頭現金	228,482	171,870	354	577
Short-term bank deposits (Note (a))	短期銀行存款 (附註(a))	1,000	6,913	—	—
Cash and cash equivalents	現金及現金等值項目	229,482	178,783	354	577
Term deposits with initial term over three months (Note (a))	原期限超過三個月 之定期存款 (附註(a))	75,783	28,838	—	—
Pledged bank deposits (Note (b))	已抵押銀行存款 (附註(b))	32,167	15,331	—	—
		337,432	222,952	354	577
Denominated in:	以下列貨幣計值：				
HK\$	港元	946	3,173	116	245
RMB (Note (c))	人民幣(附註(c))	287,984	175,192	2	2
US\$	美元	47,899	44,373	236	330
Other currencies	其他貨幣	603	214	—	—
		337,432	222,952	354	577

Notes:

- (a) The effective interest rate on short-term bank deposits and term deposits was 2.33% (2013: 2.55%) per annum; short-term bank deposits and term deposits have a maturity ranging from 7 days to less than 3 months and 3 months to 1 year respectively.
- (b) Bank deposits of approximately HK\$32,167,000 (2013: HK\$15,331,000) have been pledged for trade finance facilities made available to the Group by relevant banks.
- The effective interest rate on pledged bank deposits is 3.10% (2013: 3.00%) per annum.
- (c) The Group's cash and bank balances denominated in RMB are deposited with banks in the PRC. The conversion of these RMB denominated balances into foreign currencies and the remittance of funds out of the PRC is subject to the rules and regulations of foreign exchange control promulgated by the PRC government.

附註：

- (a) 短期銀行存款及定期存款之實際年利率為2.33% (二零一三年：2.55%)；短期銀行存款及定期存款之到期日分別介乎7日至3個月以下及3個月至1年。
- (b) 約32,167,000港元(二零一三年：15,331,000港元)之銀行存款已予抵押，以為本集團取得相關銀行之貿易融資信貸。
- 已抵押銀行存款之實際年利率為3.10% (二零一三年：3.00%)。
- (c) 本集團以人民幣計值之現金及銀行結餘均存放於中國之銀行。該等以人民幣計值之結餘兌換外幣及將資金匯出中國，須受中國政府頒佈之外匯管制規則及規例所限制。

19 Share capital and share options

(a) Share capital

		Number of shares 股份數目 (in '000) (千股)	Total 總計 HK\$'000 千港元
Ordinary shares of HK\$0.10 each	每股面值0.10港元之普通股		
Authorised:	法定：		
At 1 January 2013, 31 December 2013 and 31 December 2014	於二零一三年一月一日、 二零一三年十二月三十一日及 二零一四年十二月三十一日	10,000,000	1,000,000
Issued and fully paid:	已發行及繳足：		
At 1 January 2013	於二零一三年一月一日	2,098,568	209,857
Exercise of share options	行使購股權	1,250	125
At 31 December 2013 and 2014	於二零一三年及 二零一四年十二月三十一日	2,099,818	209,982

(b) Share options

On 24 March 2012, the Company granted an aggregate of 80,000,000 share options to G-III Hong Kong Limited, to subscribe for ordinary shares in the capital of the Company for the business cooperation in the associate to conduct the business of marketing and distribution of items of an international retail brand in the PRC. The options are exercisable at HK\$1.0 each by G-III Hong Kong Limited.

19 股本及購股權

(a) 股本

		Number of shares 股份數目 (in '000) (千股)	Total 總計 HK\$'000 千港元
Ordinary shares of HK\$0.10 each	每股面值0.10港元之普通股		
Authorised:	法定：		
At 1 January 2013, 31 December 2013 and 31 December 2014	於二零一三年一月一日、 二零一三年十二月三十一日及 二零一四年十二月三十一日	10,000,000	1,000,000
Issued and fully paid:	已發行及繳足：		
At 1 January 2013	於二零一三年一月一日	2,098,568	209,857
Exercise of share options	行使購股權	1,250	125
At 31 December 2013 and 2014	於二零一三年及 二零一四年十二月三十一日	2,099,818	209,982

(b) 購股權

於二零一二年三月二十四日，本公司授出合共80,000,000份購股權予G-III Hong Kong Limited，可認購本公司股本中之普通股，以便與聯營公司進行業務合作，展開於中國營銷及分銷國際零售品牌項目之業務。G-III Hong Kong Limited 可以每份1.0港元行使購股權。

19 Share capital and share options (continued) 19 股本及購股權(續)

(b) Share options (continued)

Movements in the number of share options outstanding and their related weighted average exercise prices are as follows:

(b) 購股權(續)

尚未行使購股權之數目及其相關加權平均行使價之變動如下：

		2014 二零一四年		2013 二零一三年	
		Average exercise price in HK\$ per share 每股股份平 均行使價 (港元)	Options (thousands) 購股權 (千份)	Average exercise price in HK\$ per share 每股股份平 均行使價 (港元)	Options (thousands) 購股權 (千份)
At 1 January	於一月一日	1.00	80,000	1.04	97,250
Granted	已授出	—	—	—	—
Exercised	已行使	—	—	0.10	(1,250)
Expired	已屆滿	—	—	1.30	(16,000)
Terminated	已終止	1.00	(80,000)	—	—
At 31 December	於十二月三十一日	—	—	1.00	80,000

As at 31 December 2013, 80,000,000 outstanding options were exercisable at an exercise price of HK\$1.0 per share. These options were terminated during the year ended 31 December 2014.

No options were granted nor exercised in 2014. Options exercised in 2013 resulted in 1,250,000 shares being issued at a weighted average price of HK\$0.10 each. The related weighted average share price at the time of exercise was HK\$0.52 per share.

於二零一三年十二月三十一日，尚未行使之80,000,000份購股權可按行使價每股1.0港元行使。該等購股權已於截至二零一四年十二月三十一日止年度終止。

於二零一四年並無授出或行使購股權。於二零一三年獲行使之購股權導致以每股0.10港元之加權平均價發行1,250,000股股份。於行使時之相關加權平均股價為每股0.52港元。

Notes to the Financial Statements
財務報表附註

20 Reserves

(a) Group

20 儲備

(a) 本集團

		Share premium	Capital reserve	Contributed surplus	Statutory reserves	Share based compensation reserve	Capital redemption reserve	Available-for-sale financial assets reserve	Revaluation reserve	Exchange reserve	Retained earnings	Total
		股份溢價	資本儲備	繳入盈餘	法定儲備	以股份支付報酬儲備	資本贖回儲備	可供出售金融資產儲備	重估儲備	外匯儲備	保留盈利	總計
		HK\$'000	HK\$'000	HK\$'000	HK\$'000	HK\$'000	HK\$'000	HK\$'000	HK\$'000	HK\$'000	HK\$'000	HK\$'000
		千港元	千港元	千港元	千港元	千港元	千港元	千港元	千港元	千港元	千港元	千港元
			(Note (i))	(Note (ii))	(Note (iii))	(Note (iv))	(Note (v))					
			(附註(i))	(附註(ii))	(附註(iii))	(附註(iv))	(附註(v))					
At 1 January 2014	於二零一四年一月一日	978,251	7,746	(4,624)	133,581	7,071	2,241	—	10,572	485,498	1,125,783	2,746,119
Loss for the year	年內虧損	—	—	—	—	—	—	—	—	—	(280,928)	(280,928)
Revaluation gain on available-for-sale financial assets	可供出售金融資產之重估收益	—	—	—	—	—	—	130	—	—	—	130
Currency translation differences	貨幣換算差額	—	—	—	—	—	—	—	—	(62,336)	—	(62,336)
2013 final and special dividends paid	二零一三年已付終期及特別股息	—	—	—	—	—	—	—	—	—	(83,152)	(83,152)
Profit appropriation	溢利分配	—	—	—	505	—	—	—	—	—	(505)	—
At 31 December 2014	於二零一四年十二月三十一日	978,251	7,746	(4,624)	134,086	7,071	2,241	130	10,572	423,162	761,198	2,319,833
At 1 January 2013	於二零一三年一月一日	976,349	7,746	(4,624)	133,581	7,705	2,241	—	10,572	410,402	1,052,259	2,596,231
Profit for the year	年內溢利	—	—	—	—	—	—	—	—	—	151,217	151,217
Currency translation differences	貨幣換算差額	—	—	—	—	—	—	—	—	75,096	—	75,096
Employee share option scheme:	僱員購股權計劃:											
— proceeds from share issues	— 發行股份所得款項	1,902	—	—	—	(1,902)	—	—	—	—	—	—
— value of employee services	— 僱員服務價值	—	—	—	—	1,268	—	—	—	—	—	1,268
2012 final dividend paid	二零一二年已付終期股息	—	—	—	—	—	—	—	—	—	(77,693)	(77,693)
At 31 December 2013	於二零一三年十二月三十一日	978,251	7,746	(4,624)	133,581	7,071	2,241	—	10,572	485,498	1,125,783	2,746,119
Representing:	組成如下:											
2013 final dividend proposed	二零一三年擬派終期股息										75,593	
2013 special dividend proposed	二零一三年擬派特別股息										7,559	
Others	其他										1,042,631	
											1,125,783	

20 Reserves (continued)

(b) Company

		Share premium	Contributed surplus	Share based com- pensation reserve	Capital redemption reserve	Retained earnings	Total
		股份溢價	繳入盈餘	以股份支付 報酬儲備	資本贖回 儲備	保留盈利	總計
		HK\$'000	HK\$'000	HK\$'000	HK\$'000	HK\$'000	HK\$'000
		千港元	千港元	千港元	千港元	千港元	千港元
			(Note (ii)) (附註(ii))	(Note (iv)) (附註(iv))	(Note (v)) (附註(v))		
At 1 January 2014	於二零一四年一月一日	978,251	468,054	7,071	2,241	260,557	1,716,174
Profit for the year	年內溢利	—	—	—	—	687	687
2013 final and special dividends paid	二零一三年已付終期及特別股息	—	—	—	—	(83,152)	(83,152)
At 31 December 2014	於二零一四年十二月三十一日	978,251	468,054	7,071	2,241	178,092	1,633,709
At 1 January 2013	於二零一三年一月一日	976,349	468,054	7,705	2,241	259,179	1,713,528
Profit for the year	年內溢利	—	—	—	—	79,071	79,071
Employee share option scheme:	僱員購股權計劃:						
— proceeds from share issues	— 發行股份所得款項	1,902	—	(1,902)	—	—	—
— value of employee services	— 僱員服務價值	—	—	1,268	—	—	1,268
2012 final dividend paid	二零一二年已付終期股息	—	—	—	—	(77,693)	(77,693)
At 31 December 2013	於二零一三年十二月三十一日	978,251	468,054	7,071	2,241	260,557	1,716,174
Representing:	組成如下:						
2013 final dividend proposed	二零一三年擬派終期股息					75,593	
2013 special dividend proposed	二零一三年擬派特別股息					7,559	
Others	其他					177,405	
						260,557	

20 儲備(續)

(b) 本公司

20 Reserves (continued)

(b) Company (continued)

Notes:

- (i) Capital reserve represents capital contributions other than the paid up share capital of the subsidiaries comprising the Group.
- (ii) Contributed surplus of the Group represents the difference between the nominal value of the shares of subsidiaries acquired pursuant to the reorganisation of the Group took place in 2005 over the nominal value of the share capital of the Company issued in exchange.

Contributed surplus of the Company represents the difference between the costs of investments in subsidiaries acquired pursuant to the reorganisation of the Group took place in 2005 over the fair value of the subsidiaries in exchange.

- (iii) Statutory reserves include statutory reserve fund and enterprise expansion fund. In accordance with relevant rules and regulations on foreign investment enterprises established in the PRC, the Company's PRC subsidiaries are required to transfer an amount of their profit for the year to the statutory reserve fund, until the accumulated total of the fund reaches 50% of their registered capital. The statutory reserve fund can only be used, upon approval by the relevant authority, to make good of previous years' losses or to increase the capital of these subsidiaries.

The appropriation to the enterprise expansion fund is solely determined by the board of directors of the subsidiaries in the PRC. The enterprise expansion fund can only be used to increase capital of group companies or to expand their production operations upon approval by the relevant authority.

- (iv) Share based compensation reserve represents value of employee services under the Group's Pre-IPO Share Option Scheme and Share Option Scheme.
- (v) Capital redemption reserve represents the nominal amount of the shares repurchased.

20 儲備(續)

(b) 本公司(續)

附註:

- (i) 資本儲備指股東出資，但不包括本集團旗下各附屬公司之實收股本。
- (ii) 本集團之繳入盈餘指根據二零零五年本集團進行重組所收購附屬公司之股份面值與本公司所發行以作交換之股本面值之間之差額。

本公司之繳入盈餘指根據二零零五年本集團重組所收購附屬公司之投資成本與作為交換之附屬公司公平值之間之差額。

- (iii) 法定儲備包括法定公積金及企業發展基金。根據於中國設立外商投資企業之相關規則及規例，本公司之中國附屬公司須將一筆年度溢利金額轉撥至法定公積金，直至累計公積金總額達其註冊資本50%。經相關機構批准後，法定公積金僅可用以彌補以往年度之虧損或增加此等附屬公司之資本。

企業發展基金之分配純粹由中國各附屬公司之董事會釐定。經相關機構批准後，企業發展基金僅可用作增加集團屬下公司之資本，或用作擴充其生產業務。

- (iv) 以股份支付報酬儲備指本集團首次公開發售前購股權計劃及購股權計劃項下之僱員服務價值。
- (v) 資本贖回儲備指購回股份之面值。

21 Deferred income tax — Group

Deferred income tax assets and liabilities are offset when there is a legally enforceable right to offset current tax assets against current tax liabilities and when the deferred income taxes relate to the same fiscal authority. The offset amounts are as follows:

		2014 二零一四年 HK\$'000 千港元	2013 二零一三年 HK\$'000 千港元
Deferred income tax assets	遞延所得稅資產	(51,773)	(50,474)
Deferred income tax liabilities	遞延所得稅負債	12,959	14,760
		(38,814)	(35,714)

Deferred income tax assets and deferred income tax liabilities are expected to be settled after more than 12 months.

The movements in net deferred income tax assets are as follows:

		2014 二零一四年 HK\$'000 千港元	2013 二零一三年 HK\$'000 千港元
At 1 January	於一月一日	(35,714)	(27,626)
Exchange differences	匯兌差額	425	(438)
Credited to the profit or loss (Note 27)	計入損益表(附註27)	(3,525)	(7,650)
At 31 December	於十二月三十一日	(38,814)	(35,714)

21 遞延所得稅 — 本集團

當出現可依法執行之權利以將即期稅項資產與即期稅項負債抵銷且遞延所得稅與同一財務機關相關時，即會抵銷遞延所得稅資產及負債。抵銷數額如下：

遞延所得稅資產及遞延所得稅負債預期於超逾12個月後清償。

遞延所得稅資產淨額之變動如下：

Notes to the Financial Statements

財務報表附註

21 Deferred income tax — Group (continued)

The movements in deferred income tax assets and liabilities during the year, without taking into consideration the offsetting of balances within the same tax jurisdiction, are as follows:

21 遞延所得稅 — 本集團(續)

遞延所得稅資產及負債於年內之變動(不計及於同一稅務司法權區抵銷之結餘)如下:

		Decelerated tax depreciation	Provisions for inventories	Net fair value losses of financial assets at fair value through profit or loss	Total
		減慢稅項 折舊	存貨撥備	按公平值列賬 在損益表中處 理之金融資產 之公平值虧損 淨額	總計
		HK\$'000	HK\$'000	HK\$'000	HK\$'000
		千港元	千港元	千港元	千港元
Deferred income tax assets	遞延所得稅資產				
At 1 January 2013	於二零一三年 一月一日	14,171	25,193	3,927	43,291
Exchange differences	匯兌差額	438	—	—	438
Credited to the profit or loss	計入損益表	2,777	3,220	748	6,745
At 31 December 2013	於二零一三年 十二月三十一日	17,386	28,413	4,675	50,474
Exchange differences	匯兌差額	(425)	—	—	(425)
Credited/(charged) to the profit or loss	於損益表計入/(扣 除)	2,907	1,216	(2,399)	1,724
At 31 December 2014	於二零一四年 十二月三十一日	19,868	29,629	2,276	51,773

21 Deferred income tax — Group (continued) 21 遞延所得稅 — 本集團(續)

		Accelerated tax depreciation	Revaluation of buildings and land use rights on acquisition	Customer relationship	Total
		加快稅項 折舊	收購時重估 樓宇及土地 使用權	客戶關係	總計
		HK\$'000	HK\$'000	HK\$'000	HK\$'000
		千港元	千港元	千港元	千港元
Deferred income tax liabilities	遞延所得稅負債				
At 1 January 2013	於二零一三年 一月一日	715	13,738	1,212	15,665
Charged/(credited) to the profit or loss	於損益表扣除/ (計入)	514	(1,177)	(242)	(905)
At 31 December 2013	於二零一三年 十二月三十一日	1,229	12,561	970	14,760
Credited to the profit or loss	計入損益表	(853)	(706)	(242)	(1,801)
At 31 December 2014	於二零一四年 十二月三十一日	376	11,855	728	12,959

As at 31 December 2014, deferred income tax liabilities of approximately HK\$57,779,000 (2013: HK\$51,126,000) have not been established for the withholding taxation that would be payable on the unremitted earnings of certain subsidiaries in the PRC totalling HK\$1,155,584,000 (2013: HK\$1,022,514,000) as the directors considered that the timing of the reversal of the related temporary differences can be controlled and the related temporary difference will not be reversed and will not be taxable in the foreseeable future.

Deferred income tax assets are recognised for tax loss carry-forwards to the extent that the realisation of the related tax benefit through the future taxable profits is probable. The Group did not recognise deferred income tax assets of approximately HK\$35,084,000 (2013: HK\$26,239,000) in respect of losses amounting to approximately HK\$140,336,000 (2013: HK\$104,956,000), that can be carried forward against future taxable income. The tax losses expire from 2015 to 2018 (2013: 2014 to 2017).

於二零一四年十二月三十一日，遞延所得稅負債約57,779,000港元(二零一三年：51,126,000港元)並未按中國若干附屬公司尚未匯出盈利共1,155,584,000港元(二零一三年：1,022,514,000港元)需付之預扣稅作出撥備，因董事認為可以控制有關臨時差額撥回時間且有關臨時差額將不會於可見將來撥回及不會被徵收稅款。

倘相關稅務利益可透過未來應課稅溢利變現，遞延所得稅資產就結轉稅務虧損確認。本集團並無就可結轉以抵銷未來應課稅收入之虧損約140,336,000港元(二零一三年：104,956,000港元)而確認遞延所得稅資產約35,084,000港元(二零一三年：26,239,000港元)。稅項虧損由二零一五年至二零一八年屆滿(二零一三年：二零一四年至二零一七年)。

22 Trade and other payables

22 應付貿易賬款及其他應付款項

		Group 本集團		Company 本公司	
		2014 二零一四年 HK\$'000 千港元	2013 二零一三年 HK\$'000 千港元	2014 二零一四年 HK\$'000 千港元	2013 二零一三年 HK\$'000 千港元
Trade and bill payables	應付貿易賬款及應付票據	449,897	387,086	—	—
Other payables and accruals	其他應付款項及應計費用	210,857	180,311	2,513	2,581
Amount due to an associate (Note 35 (c))	應付一間聯營公司款項(附註35(c))	1,292	1,903	—	—
		662,046	569,300	2,513	2,581

The ageing analysis of trade and bill payables based on invoice date is as follows:

應付貿易賬款及應付票據按發票日期之賬齡分析如下：

		Group 本集團	
		2014 二零一四年 HK\$'000 千港元	2013 二零一三年 HK\$'000 千港元
0 to 30 days	0至30日	315,738	281,132
31 to 60 days	31至60日	51,766	55,819
61 to 90 days	61至90日	32,113	18,333
Over 90 days	超過90日	50,280	31,802
		449,897	387,086

Bill payables are with average maturity dates of within 2 months.

應付票據之平均到期日為兩個月內。

22 Trade and other payables (continued)

The carrying amounts of the Group's trade and other payables are denominated in the following currencies:

		Group 本集團		Company 本公司	
		2014 二零一四年 HK\$'000 千港元	2013 二零一三年 HK\$'000 千港元	2014 二零一四年 HK\$'000 千港元	2013 二零一三年 HK\$'000 千港元
HK\$	港元	18,673	9,117	1,649	1
RMB	人民幣	494,150	426,957	—	—
Other currencies	其他貨幣	63,385	42,449	—	—
		576,208	478,523	1,649	1

The carrying amounts of trade and other payables approximate their fair values.

22 應付貿易賬款及其他應付款項(續)

本集團之應付貿易賬款及其他應付款項之賬面值以下列貨幣計值：

應付貿易賬款及其他應付款項之賬面值與其公平值相若。

23 Bank borrowings — Group

		2014 二零一四年 HK\$'000 千港元	2013 二零一三年 HK\$'000 千港元
Bank borrowings	銀行借款		
— secured	— 有抵押	303,512	275,161
— unsecured	— 無抵押	36,846	41,050
		340,358	316,211

23 銀行借款 — 本集團

23 Bank borrowings — Group (continued)

Borrowings are analysed as follows:

		2014 二零一四年 HK\$'000 千港元	2013 二零一三年 HK\$'000 千港元
Portion of bank borrowing due for repayment within one year which contains a repayment on demand clauses — secured (Note)	一年內到期償還之銀行借款部份，其中載有應要求償還條款 — 有抵押(附註)	22,202	5,794
Portion of bank borrowing due for repayment after one year which contains a repayment on demand clauses — secured (Note)	一年後到期償還之銀行借款部份，其中載有應要求償還條款 — 有抵押(附註)	152,350	53,021
Term loan due for repayment within one year — secured	一年內到期償還之有期貸款 — 有抵押	128,960	216,346
Term loan due for repayment within one year — unsecured	一年內到期償還之有期貸款 — 無抵押	36,846	41,050
Total bank borrowings	銀行借款總額	340,358	316,211

Note: According to Hong Kong Interpretation 5, "Presentation of Financial Statements — Classification by the Borrower of a Term Loan that contains a Repayment on Demand Clause", if a term loan agreement includes an overriding repayment on demand clause ("callable feature"), which gives the lender a clear and unambiguous unconditional right to demand repayment at any time at its sole discretion, a borrower shall classify the term loan as a current liability in its balance sheet, as the borrower does not have an unconditional right to defer settlement of the liability for at least twelve months after the reporting period. Accordingly the long-term portion of the Group's bank borrowing was classified as current liabilities in the balance sheet as at 31 December 2014.

At 31 December 2014, the secured bank borrowings were secured by certain leasehold land and buildings (Note 6) and land use rights (Note 8) with aggregated net book value of approximately HK\$160,454,000 (2013: HK\$164,374,000).

23 銀行借款 — 本集團(續)

借款分析如下：

		2014 二零一四年 HK\$'000 千港元	2013 二零一三年 HK\$'000 千港元
Portion of bank borrowing due for repayment within one year which contains a repayment on demand clauses — secured (Note)	一年內到期償還之銀行借款部份，其中載有應要求償還條款 — 有抵押(附註)	22,202	5,794
Portion of bank borrowing due for repayment after one year which contains a repayment on demand clauses — secured (Note)	一年後到期償還之銀行借款部份，其中載有應要求償還條款 — 有抵押(附註)	152,350	53,021
Term loan due for repayment within one year — secured	一年內到期償還之有期貸款 — 有抵押	128,960	216,346
Term loan due for repayment within one year — unsecured	一年內到期償還之有期貸款 — 無抵押	36,846	41,050
Total bank borrowings	銀行借款總額	340,358	316,211

附註：根據香港詮釋第5號「財務報表之呈列- 借款人對載有應要求償還條款之有期貸款之分類」，有期貸款協議倘包含凌駕一切之應要求償還條款(「催繳權」)，給予貸款人清晰明確之無條件權利可隨時全權酌情要求還款，則借款人應於其資產負債表內將有期貸款分類為流動負債，原因為借款人並沒有無條件權利可將償還負債之期限遞延至報告期間後最少十二個月。因此，於二零一四年十二月三十一日，本集團之銀行借款長期部分已於資產負債表內分類為流動負債。

於二零一四年十二月三十一日，有抵押銀行借款以總賬面淨值約為160,454,000港元(二零一三年：164,374,000港元)之若干批租土地及樓宇(附註6)及土地使用權(附註8)抵押。

23 Bank borrowings — Group (continued)

An analysis of the carrying amounts of the Group's bank borrowings by type and currency is as follows:

		2014 二零一四年 HK\$'000 千港元	2013 二零一三年 HK\$'000 千港元
HK\$ at floating rates	港元，浮動利率	242,763	248,815
RMB at floating rates	人民幣，浮動利率	—	3,837
RMB at fixed rates	人民幣，固定利率	97,595	63,559
		340,358	316,211

The effective interest rates per annum at the balance sheet date are as follows:

		2014 二零一四年	2013 二零一三年
HK\$	港元	3.21%	2.83%
RMB	人民幣	4.85%	6.13%

The carrying amounts of bank borrowings approximate their fair values.

The Group has the following undrawn borrowing facilities:

		2014 二零一四年 HK\$'000 千港元	2013 二零一三年 HK\$'000 千港元
Floating rate	浮動利率		
— expiring within one year	— 一年內屆滿	545,743	140,000
Fixed rate	固定利率		
— expiring within one year	— 一年內屆滿	2,498	436,359
		548,241	576,359

The facilities expiring within one year are annual facilities subject to review at various dates during 2015.

23 銀行借款 — 本集團(續)

本集團銀行借款賬面值按種類及貨幣之分析如下：

		2014 二零一四年 HK\$'000 千港元	2013 二零一三年 HK\$'000 千港元
HK\$ at floating rates	港元，浮動利率	242,763	248,815
RMB at floating rates	人民幣，浮動利率	—	3,837
RMB at fixed rates	人民幣，固定利率	97,595	63,559
		340,358	316,211

於結算日之實際年利率如下：

		2014 二零一四年	2013 二零一三年
HK\$	港元	3.21%	2.83%
RMB	人民幣	4.85%	6.13%

銀行借款之賬面值與其公平值相若。

本集團未提取借款融資如下：

		2014 二零一四年 HK\$'000 千港元	2013 二零一三年 HK\$'000 千港元
Floating rate	浮動利率		
— expiring within one year	— 一年內屆滿	545,743	140,000
Fixed rate	固定利率		
— expiring within one year	— 一年內屆滿	2,498	436,359
		548,241	576,359

一年內屆滿之融資為年度融資，須於二零一五年內不同日期予以審閱。

24 Other income

		2014 二零一四年 HK\$'000 千港元	2013 二零一三年 HK\$'000 千港元
Commission income	佣金收入	3,468	3,499
Government grants	政府補助金	5,217	3,336
Rental income	租賃收入	6,964	6,119
Scrap sales	廢料銷售	5,306	3,729
Others	其他	2,022	7,534
		22,977	24,217

24 其他收入

25 Other gains/(losses), net

		2014 二零一四年 HK\$'000 千港元	2013 二零一三年 HK\$'000 千港元
Net exchange gains/(losses)	匯兌收益／(虧損)淨額	5,546	(17,667)
Fair value gain on investment properties (Note 7)	投資物業之公平值收益(附註7)	3,000	2,000
Net fair value gains/(losses) on financial assets at fair value through profit or loss	按公平值列賬在損益表中處理之 金融資產公平值收益／(虧損) 淨額	8,910	(2,844)
Losses on disposal of property, plant and equipment	出售物業、廠房及設備虧損	(1,655)	(378)
Gain on disposal of an associate (Note 10 (b))	出售聯營公司之收益(附註 10(b))	14,573	—
		30,374	(18,889)

25 其他收益／(虧損)淨額

26 Finance income and costs

26 融資收入及成本

		2014 二零一四年 HK\$'000 千港元	2013 二零一三年 HK\$'000 千港元
Finance income — interest income on	融資收入 — 利息收入來自		
— bank deposits	— 銀行存款	5,023	4,844
— amount due from associates (Note 35(a))	— 應收聯營公司之款項(附註 35(a))	1,037	407
— loan to an associate (Note 35(a))	— 貸款予一間聯營公司(附註 35(a))	15,254	18,995
— entrusted loans	— 委託貸款	13,256	30,754
— promissory notes	— 承兌票據	5,602	5,696
		40,172	60,696
Finance costs — interest expense on	融資成本 — 於下列項目之利息 開支		
— bank borrowings	— 銀行借款	(13,379)	(18,089)
		26,793	42,607

27 Income tax expense

27 所得稅開支

		2014 二零一四年 HK\$'000 千港元	2013 二零一三年 HK\$'000 千港元
Current income tax	即期所得稅		
— Hong Kong profits tax (Note (a))	— 香港利得稅(附註(a))	7,092	18,619
— PRC enterprise income tax (Note (b))	— 中國企業所得稅(附註(b))	39,511	44,110
— Over-provision in prior years	— 過往年度之超額撥備	(711)	(155)
Deferred income tax (Note 21)	遞延所得稅(附註21)	(3,525)	(7,650)
		42,367	54,924

27 Income tax expense (continued)

Notes:

- (a) Hong Kong profits tax has been provided at the rate of 16.5% (2013: 16.5%) on the estimated assessable profit for the year.
- (b) PRC enterprise income tax is provided on the basis of the profits of the PRC established and operating subsidiaries for statutory financial reporting purposes, adjusted for income and expense items which are not assessable or deductible for income tax purposes. The applicable enterprise income tax rate for these subsidiaries of the Group is 25% (2013: 25%).

The tax on the Group's (loss)/profit before income tax differs from the theoretical amount that would arise using the weighted average tax rate applicable to profits of the consolidated entities as follows:

27 所得稅開支(續)

附註：

- (a) 香港利得稅乃按年內估計應課稅溢利以稅率16.5% (二零一三年：16.5%) 作出撥備。
- (b) 中國企業所得稅乃按於中國設立及經營之附屬公司於法定財政報告呈列之溢利作出撥備，並就毋須課稅或不獲扣減所得稅之收入及開支項目作出調整。本集團該等附屬公司之適用企業所得稅稅率為25% (二零一三年：25%)。

本集團就除所得稅前(虧損)/溢利之稅項與應用綜合實體之溢利適用之加權平均稅率計算之理論稅款差異如下：

		2014 二零一四年 HK\$'000 千港元	2013 二零一三年 HK\$'000 千港元
(Loss)/profit before income tax	除所得稅前(虧損)/溢利	(246,924)	205,415
Tax calculated at domestic tax rates applicable to profits in the respective jurisdictions	按各司法權區溢利適用之本地稅率計算之稅項	9,376	48,813
Income not subject to tax	毋須課稅之收入	(3,331)	(479)
Utilisation of previously unrecognised tax losses	動用以往未確認之稅項虧損	(2,634)	(432)
Expenses not deductible for tax purposes	不可扣稅之開支	29,575	5,172
Over-provision in prior years	過往年度超額撥備	(711)	(155)
Tax losses not recognised	未確認之稅項虧損	10,039	1,958
Others	其他	53	47
Income tax expense	所得稅開支	42,367	54,924

28 Expenses by nature

28 按性質分類之開支

		2014 二零一四年 HK\$'000 千港元	2013 二零一三年 HK\$'000 千港元
Auditor's remuneration	核數師酬金		
— Audit services	— 審核服務	3,300	3,300
— Non-audit services	— 非審核服務	500	500
Amortisation of land use rights (Note 8)	土地使用權攤銷(附註8)	3,678	3,690
Amortisation of intangible assets (Note 12)	無形資產攤銷(附註12)	7,538	9,359
Depreciation of property, plant and equipment (Note 6)	物業、廠房及設備折舊(附註6)	115,532	119,037
Employee benefit expenses (including directors' emolument) (Note 29)	僱員福利開支(包括董事酬金)(附註29)	566,824	561,939
Changes in inventories of finished goods and work in progress	製成品及在製品存貨變動	(11,411)	(139,020)
Raw materials and consumables used	已耗用原材料及消耗品	1,068,644	1,130,170
Direct operating expenses arising from investment properties that generate rental income	產生租金收入之投資物業所招致之直接經營開支	83	52
Operating lease rental in respect of property, plant and equipment	物業、廠房及設備之經營租賃租金	31,137	35,148
Processing and subcontracting charges	加工及分包費用	293,970	237,220
Duties and other taxes	稅務及其他稅項	7,437	7,384
Provision for impairment of receivables (Note 15)	應收款項減值撥備(附註15)	35,123	5,375
Others	其他	338,663	269,238
Total cost of sales, selling, marketing and distribution costs and administrative expenses	銷售成本、銷售、營銷及分銷成本及行政開支總額	2,461,018	2,243,392

29 Employee benefit expenses (including directors' emoluments)

29 僱員福利開支(包括董事酬金)

		2014 二零一四年 HK\$'000 千港元	2013 二零一三年 HK\$'000 千港元
Salaries, wages and bonuses	薪金、工資及花紅	494,750	486,225
Pension costs — defined contribution plans (Note)	退休金成本 — 定額供款計劃 (附註)	51,535	52,221
Share-based payments	以股份為基礎之付款	—	1,268
Staff welfare	員工福利	20,539	22,225
		566,824	561,939

Note: Employees in the Group's PRC subsidiaries are required to participate in defined contribution retirement scheme administered and operated by the local municipal government. The Group's PRC subsidiaries contribute 23% of employees' basic salary to the scheme to fund the retirement benefits of the employees.

The Group has also established a mandatory provident fund scheme ("MPF scheme") in Hong Kong. The assets of the MPF scheme are held in separate trustee-administered funds. Both the Group and the employees are required to contribute 5% of the employee's relevant income up to a maximum of HK\$1,500 per employee per month.

附註：本集團中國附屬公司之僱員須參與由當地市政府管理及營辦之定額供款退休計劃。本集團中國附屬公司按僱員基本薪金之23%向該計劃供款，為僱員之退休福利撥資。

本集團亦於香港設立強制性公積金計劃(「強積金計劃」)。強積金計劃之資產由獨立信託人監管。本集團及僱員均須每月按僱員相關收入之5%作出供款，上限為每名僱員1,500港元。

29 Employee benefit expenses (including directors' emoluments) (continued)

(a) Directors' and senior management's emoluments

The remuneration of each director of the Company paid or payable by the Group for the year ended 31 December 2014 is set out below:

Name 姓名	Fees	Basic salaries, housing allowances, other allowances and benefits in kind (Note)	Contributions to pension plans	Discretionary bonus	Total
	HK\$'000 千港元	HK\$'000 千港元	HK\$'000 千港元	HK\$'000 千港元	HK\$'000 千港元
Ting Man Yi 丁敏兒	—	3,000	17	—	3,017
Ding Jianer 丁建兒	—	2,130	17	—	2,147
Ting Hung Yi (Chief Executive Officer) 丁雄尔(行政總裁)	—	3,000	17	—	3,017
Cheung Ting Yin, Peter 張定賢	—	1,365	17	—	1,382
Cheng Chi Pang 鄭志鵬	240	—	—	—	240
Wong Chi Keung 黃之強	360	—	—	—	360
Leung Man Kit 梁民傑	240	—	—	—	240
	840	9,495	68	—	10,403

29 僱員福利開支(包括董事酬金)(續)

(a) 董事及高層管理人員之酬金

本集團截至二零一四年十二月三十一日止年度已付或應付予本公司各董事之薪酬載列如下：

29 Employee benefit expenses (including directors' emoluments) (continued)

(a) Directors' and senior management's emoluments (continued)

The remuneration of each director of the Company paid or payable by the Group for the year ended 31 December 2013 is set out below:

Name 姓名	Fees	Basic salaries, housing allowances, other allowances and benefits in kind (Note)	Contributions to pension plans	Discretionary bonus	Total
		袍金	退休金計劃之供款	酌情花紅	
	HK\$'000 千港元	HK\$'000 千港元	HK\$'000 千港元	HK\$'000 千港元	HK\$'000 千港元
Ting Man Yi	—	3,000	15	1,000	4,015
Ding Jianer	—	2,130	15	500	2,645
Ting Hung Yi (Chief Executive Officer)	—	3,000	15	800	3,815
Cheung Ting Yin, Peter	—	1,349	15	1,450	2,814
Cheng Chi Pang	240	—	—	—	240
Wong Chi Keung	360	—	—	—	360
Leung Man Kit	240	—	—	—	240
	840	9,479	60	3,750	14,129

Note: Other benefits in kind include share option value.

No directors of the Company waived any emoluments and no emoluments were paid by the Group to any of the directors of the Company as an inducement to join or upon joining the Group or as compensation for loss of office.

29 僱員福利開支(包括董事酬金)(續)

(a) 董事及高層管理人員之酬金(續)

本集團截至二零一三年十二月三十一日止年度已付或應付予本公司各董事之薪酬載列如下：

附註：其他實物利益包括購股權價值。

本公司董事概無放棄任何酬金，而本集團亦無向本公司任何董事支付酬金作為誘使加入本集團或加入本集團或作為失去職位之補償。

29 Employee benefit expenses (including directors' emoluments) (continued)

(b) Five highest paid individuals

The five individuals whose emoluments were the highest in the Group for the year include three (2013: four) directors of the Company whose emoluments are reflected in the analysis presented in Note (a) above. The emoluments payable to the remaining two (2013: one) individual during the year are as follows:

		2014 二零一四年 HK\$'000 千港元	2013 二零一三年 HK\$'000 千港元
Basic salaries, housing allowances, other allowances and benefits in kind (Note)	基本薪金、房屋津貼、其他津貼及實物利益(附註)	2,404	1,346
Contributions to pension plans	退休金計劃之供款	17	15
Discretionary bonuses	酌情花紅	1,300	1,200
		3,721	2,561

Note: Other benefits in kind include share option value.

The emoluments fell within the following bands:

		Number of individuals 人數	
		2014 二零一四年	2013 二零一三年
Emolument bands	酬金範圍		
HK\$1,500,001 — HK\$2,000,000	1,500,001港元至2,000,000港元	1	—
HK\$2,000,001 — HK\$2,500,000	2,000,001港元至2,500,000港元	1	—
HK\$2,500,001 — HK\$3,000,000	2,500,001港元至3,000,000港元	—	1
		2	1

None of the highest paid individuals of the Group waived any emoluments and no emoluments were paid by the Group to the individual as an inducement to join or upon joining the Group or as compensation for loss of office.

29 僱員福利開支(包括董事酬金)(續)

(b) 五名最高薪酬人士

本集團年內最高薪酬之五名人士包括本公司三名董事(二零一三年:四名),其酬金於上文附註(a)所呈列之分析內反映。年內,應付餘下兩名人士(二零一三年:一名)之酬金如下:

附註: 其他實物利益包括購股權價值。

屬下列酬金範圍之人數如下:

本集團最高薪酬人士概無放棄任何酬金,而本集團亦無向該等人士支付酬金作為誘使加入本集團或加入本集團或作為失去職位之補償。

30 Profit attributable to equity holders of the Company

The profit attributable to equity holders of the Company is dealt with in the financial statements of the Company to the extent of approximately HK\$687,000 (2013: HK\$79,071,000).

31 (Loss)/earnings per share

- (a) The calculation of basic (loss)/earnings per share is based on the Group's loss attributable to equity holders of the Company of approximately HK\$280,928,000 (2013: profit of HK\$151,217,000) and weighted average number of ordinary shares in issue during the year of 2,099,818,000 (2013: 2,099,523,000).
- (b) Diluted (loss)/earnings per share is calculated by adjusting the weighted average number of shares outstanding to assume conversion of all dilutive potential shares.

During the years ended 31 December 2014 and 2013, there were no dilutive potential ordinary shares deemed to be issued at no consideration for all outstanding share options granted under the share option scheme during the year. There were no outstanding options as at 31 December 2014.

32 Dividends

		2014 二零一四年 HK\$'000 千港元	2013 二零一三年 HK\$'000 千港元
Final (Note)	終期(附註)		
Nil final dividend (2013: HK\$3.6 cents per ordinary share)	無終期股息(二零一三年: 每股普通股3.6港仙)	—	75,593
Nil special dividend (2013: HK\$0.36 cent per ordinary share)	無特別股息(二零一三年: 每股普通股0.36港仙)	—	7,559
		—	83,152

Note: At a meeting held on 26 March 2015, the directors do not recommend the payment of any dividend for the year ended 31 December 2014.

附註: 於二零一五年三月二十六日舉行的會議上, 董事不建議派付截至二零一四年十二月三十一日止年度的任何股息。

30 本公司股權持有人應佔溢利

本公司股權持有人應佔溢利在本公司之財務報表入賬為約687,000港元(二零一三年: 79,071,000港元)。

31 每股(虧損)/盈利

- (a) 每股基本(虧損)/盈利乃根據本公司股權持有人應佔本集團虧損約280,928,000港元(二零一三年: 溢利151,217,000港元)及年內已發行普通股之加權平均數2,099,818,000股(二零一三年: 2,099,523,000股)計算。
- (b) 每股攤薄(虧損)/盈利乃假設所有潛在攤薄股份被兌換後, 根據已發行股份之加權平均數作出調整計算。

截至二零一四年及二零一三年十二月三十一日止年度內, 就年內根據購股權計劃授出的所有尚未行使購股權而言, 概無視為將以零代價發行的潛在攤薄普通股。於二零一四年十二月三十一日, 概無尚未行使的購股權。

32 股息

33 Net cash generated from operations

(a) Reconciliation of operating (loss)/profit to net cash generated from operations is as follows:

33 經營所得現金淨額

(a) 經營(虧損)/溢利與經營所得現金淨額之對賬如下:

		2014 二零一四年 HK\$'000 千港元	2013 二零一三年 HK\$'000 千港元
Operating (loss)/profit	經營(虧損)/溢利	(139,155)	171,331
Adjustments for:	調整:		
— Depreciation of property, plant and equipment	— 物業、廠房及設備折舊	115,532	119,037
— Amortisation of land use rights	— 土地使用權攤銷	3,678	3,690
— Amortisation of intangible assets	— 無形資產攤銷	7,538	9,359
— Impairment loss on goodwill	— 商譽減值虧損	28,000	—
— Impairment loss on loan to an associate	— 貸款予聯營公司之減值虧損	114,633	—
— Loss on transfer of interests in an associate to available-for-sale financial assets	— 將於聯營公司之權益轉撥至可供出售金融資產之虧損	83,528	—
— Impairment loss on entrusted loans	— 委托貸款之減值虧損	17,737	—
— Loss on disposal of property, plant and equipment (see below)	— 出售物業、廠房及設備虧損(如下)	1,655	378
— Net fair value (gains)/losses on financial assets at fair value through profit or loss	— 按公平值列賬在損益表中處理之金融資產公平值(收益)/虧損淨額	(8,910)	2,844
— Net fair value loss/(gains) on derivative financial instruments	— 衍生金融工具之公平值虧損/(收益)淨額	30,644	(1,266)
— Fair value gain on investment properties	— 投資物業之公平值收益	(3,000)	(2,000)
— Gain on disposal of an associate	— 出售聯營公司之收益	(14,573)	—
— Provision for inventories	— 存貨撥備	4,858	5,215
— Provision for impairment of receivables	— 應收款項減值撥備	35,123	5,375
— Share option expense	— 購股權開支	—	1,268
Changes in working capital:	營運資金之變動:		
— Inventories	— 存貨	5,153	(165,304)
— Trade and other receivables	— 應收貿易賬款及其他應收款項	(77,764)	(39,939)
— Financial assets at fair value through profit or loss	— 按公平值列賬在損益表中處理之金融資產	2,885	(199)
— Trade and other payables	— 應付貿易賬款及其他應付款項	71,679	172,830
Net cash generated from operations	經營所得現金淨額	279,241	282,619

33 Net cash generated from operations (continued)

- (b) In the consolidated statement of cash flows, proceeds from disposal of property, plant and equipment comprise:

		2014 二零一四年 HK\$'000 千港元	2013 二零一三年 HK\$'000 千港元
Net book amount	賬面淨值	4,065	1,926
Loss on disposal of property, plant and equipment (Note 25)	出售物業、廠房及設備虧損(附註25)	(1,655)	(378)
Proceeds from disposal of property, plant and equipment	出售物業、廠房及設備所得款項	2,410	1,548

33 經營所得現金淨額(續)

- (b) 於綜合現金流量報表內，出售物業、廠房及設備之所得款項包括：

34 Commitments

(a) Capital commitment

As at 31 December 2014 and 2013, the Group had no capital commitment which is contracted but not provided for and authorised but not contracted for in respect of property, plant and equipment.

(b) Operating lease commitments

As lessee

The Group leases various retail outlets, offices, warehouses and plant and equipment under non-cancellable operating lease agreements. The leases have varying terms, escalation claims and renewal rights.

The actual payments in respect of certain operating leases are calculated at a certain percentage of sales of the respective retail outlets or at the higher of the minimum commitments and the amounts determined based on a percentage of the sales of the related outlets.

34 承擔

(a) 資本承擔

於二零一四年及二零一三年十二月三十一日，本集團就物業、廠房及設備並無已訂約但尚未撥備及已批准但尚未訂約之資本承擔。

(b) 經營租賃承擔

作為承租人

本集團根據不可撤銷經營租賃協議租用多個零售店、辦公室、貨倉以及廠房及設備。該等租賃之年期、加租權及續約權各有不同。

若干經營租賃之實際付款乃按各零售店銷售額之若干百分比計算，或以最低承擔與根據相關商舖銷售額之某一百分比所釐定金額兩者之較高者計算。

34 Commitments (continued)

(b) Operating lease commitments (continued)

As lessee (continued)

The future aggregate minimum lease payments under non-cancellable operating leases are as follows:

		2014 二零一四年 HK\$'000 千港元	2013 二零一三年 HK\$'000 千港元
Land and buildings	土地及樓宇		
— No later than 1 year	— 不超過1年	18,933	19,255
— Later than 1 year and no later than 5 years	— 超過1年但不超過5年	6,969	15,755
		25,902	35,010
Plant and equipment	廠房及設備		
— No later than 1 year	— 不超過1年	115	140
— Later than 1 year and no later than 5 years	— 超過1年但不超過5年	81	196
		196	336
Total	總計	26,098	35,346

As lessor

At 31 December 2014, the Group had total future minimum lease receipts under non-cancellable operating leases falling due as follows:

		2014 二零一四年 HK\$'000 千港元	2013 二零一三年 HK\$'000 千港元
Within one year	1年內	8,056	4,206
In the second to fifth years, inclusive	第二至第五年(包括首尾兩年)	10,288	4,499
		18,344	8,705

34 承擔(續)

(b) 經營租賃承擔(續)

作為承租人(續)

根據不可撤銷經營租賃日後支付之最低租賃款項總額如下:

		2014 二零一四年 HK\$'000 千港元	2013 二零一三年 HK\$'000 千港元
Land and buildings	土地及樓宇		
— No later than 1 year	— 不超過1年	18,933	19,255
— Later than 1 year and no later than 5 years	— 超過1年但不超過5年	6,969	15,755
		25,902	35,010
Plant and equipment	廠房及設備		
— No later than 1 year	— 不超過1年	115	140
— Later than 1 year and no later than 5 years	— 超過1年但不超過5年	81	196
		196	336
Total	總計	26,098	35,346

作為出租人

於二零一四年十二月三十一日，本集團根據於以下年期到期之不可撤銷經營租賃之未來最低租賃款項收入如下:

		2014 二零一四年 HK\$'000 千港元	2013 二零一三年 HK\$'000 千港元
Within one year	1年內	8,056	4,206
In the second to fifth years, inclusive	第二至第五年(包括首尾兩年)	10,288	4,499
		18,344	8,705

35 Significant related party transactions

The Group is controlled by Longerview Investments Limited (incorporated in the British Virgin Islands), which owns 71% of the Company's shares. The remaining 29% of the shares are widely held.

The directors are of the view that the following companies are related parties of the Group:

Name 名稱	Relationship with the Group 與本集團之關係
Hangzhou Huasheng Accessories Company Limited ("Huasheng Accessories") 杭州華盛輔料有限公司(「華盛輔料」)	An associate 聯營公司
China Ting Pietraluna Limited ("China Ting Pietraluna") 華鼎華貝納有限公司(「華鼎華貝納」)	A joint venture 合營公司
Hangzhou China Ting Property Development Company Limited ("China Ting Property") 杭州華鼎房地產開發有限公司(「華鼎房地產」)	An associate 聯營公司
G-T (International) Fashion Company Limited ("G-T (International)") 思銳(國際)時尚有限公司(「思銳(國際)」)	A previous associate (2013: an associate) 前聯營公司(二零一三年: 聯營公司)
G-III Hong Kong Limited ("G-III") G-III Hong Kong Limited (「G-III」)	The major shareholder of a previous associate (2013: the major shareholder of an associate) 前聯營公司之主要股東(二零一三年: 聯營公司之主要股東)

The name of Huasheng Accessories and China Ting Property referred to in the above represents management's best efforts at translating the Chinese name of these companies as no English name has been registered or available.

35 重大關連方交易

本集團為Longerview Investments Limited (於英屬處女群島註冊成立)所控制，其持有本公司71%之股份。餘下之29%股份由公眾持有。

董事認為下列公司為本集團之關連方：

由於華盛輔料及華鼎房地產並無登記或可供使用英文名稱，故上述英文名稱乃管理層盡力翻譯其中文名稱所得。

35 Significant related party transactions (continued)

(a) Transactions with related parties

In the opinion of the directors, the transactions below were conducted in the ordinary and usual course of business and the pricing of these transactions was determined based on mutual negotiation and agreement between the Group and the related parties.

		2014 二零一四年 HK\$'000 千港元	2013 二零一三年 HK\$'000 千港元
Sales of G-T (International) to G-III	向G-III銷售思銳(國際)	22,051	—
Interest income from Huasheng Accessories	來自華盛輔料之利息收入	24	128
Interest income from a subsidiary of G-T (International)	來自思銳(國際)一間附屬公司之利息收入	—	279
Purchases of accessories from Huasheng Accessories	向華盛輔料採購輔料	8,593	9,480
Sales of finished goods to China Ting Pietraluna	銷售製成品予華鼎華貝納	—	25,911
Technical support fee for wool product development to China Ting Pietraluna	向華鼎華貝納支付開發毛料產品之技術支援費	—	155
Interest income from China Ting Property	來自華鼎房地產之利息收入	15,254	18,955

(b) Key management compensation

		2014 二零一四年 HK\$'000 千港元	2013 二零一三年 HK\$'000 千港元
Salaries and other short-term employee benefits	薪金及其他短期僱員福利	17,079	21,607
Post-employment benefits	退休福利	134	116
		17,213	21,723

35 重大關連方交易(續)

(a) 與關連方進行之交易

董事認為，下文之交易乃於日常及正常業務過程中進行，而此等交易之定價則根據本集團與關連方互相磋商及協議而釐定。

(b) 主要管理層之報酬

35 Significant related party transactions (continued)

(c) Year-end balances with related parties

		Group 本集團		Company 本公司	
		2014 二零一四年 HK\$'000 千港元	2013 二零一三年 HK\$'000 千港元	2014 二零一四年 HK\$'000 千港元	2013 二零一三年 HK\$'000 千港元
Advances/loans to associates	墊款／貸款予聯營公司	216,448	602,489	—	—
Receivables from related parties	應收關連方款項				
— associates	— 聯營公司	—	37,120	—	—
— subsidiaries	— 附屬公司	—	—	1,367,592	1,449,861
— joint ventures	— 合營公司	2,159	3,739	—	—
Payable to a related party	應付關連方款項				
— an associate	— 一間聯營公司	1,292	1,903	—	—

As at 31 December 2013, the advances to associates of approximately HK\$289,977,000 were unsecured, interest-free and have no pre-determined repayment terms. The balance was reclassified to available-for-sale financial assets during the year (Note 10).

The loan to an associate with carrying amount of approximately HK\$216,448,000 (2013: HK\$312,512,000) is unsecured, interest-bearing at a range from 6.00% to 7.32% (2013: 6.77% to 7.32%) per annum on the principal and will be repayable before 1 July 2016 with the principal and all the interest.

The amounts due from associates and joint ventures are unsecured, interest-free and repayable on demand, except for the amount due from an associate of approximately HK\$1,279,000 which carried interest at 6.65% per annum as at 31 December 2013.

35 重大關連方交易(續)

(c) 與關連方之年末結餘

於二零一三年十二月三十一日，墊款予聯營公司之金額約289,977,000港元為無抵押、免息且無預先釐定還款期。該結餘於年內重新分類至可供出售金融資產(附註10)。

貸款予一間聯營公司之賬面值約216,448,000港元(二零一三年：312,512,000港元)為無抵押、按年利率介乎6.00%至7.32%(二零一三年：6.77%至7.32%)根據本金計息並須於二零一六年七月一日前償還本金及所有利息。

應收聯營公司及合營公司款項為無抵押、免息及按要求償還，惟於二零一三年十二月三十一日應收一間聯營公司款項約1,279,000港元則除外，該款項按年息6.65%計息。

35 Significant related party transactions (continued)

(c) Year-end balances with related parties (continued)

All receivables from subsidiaries are unsecured, interest-free and repayable on demand, except for the amounts due from subsidiaries of approximately HK\$762,155,000 (2013: HK\$767,754,000), which have no pre-determined repayment terms.

The carrying amounts of these balances approximate their fair values.

The advances/loans to associates were denominated in the following currencies.

35 重大關連方交易(續)

(c) 與關連方之年末結餘(續)

所有應收附屬公司款項均為無抵押、免息及須按要求償還，惟應收附屬公司之款項約762,155,000港元(二零一三年：767,754,000港元)除外，該款項並無預先釐定還款期。

此等結餘之賬面值與其公平值相若。

墊款／貸款予聯營公司之金額以下列貨幣計值。

		Group 本集團		Company 本公司	
		2014 二零一四年 HK\$'000 千港元	2013 二零一三年 HK\$'000 千港元	2014 二零一四年 HK\$'000 千港元	2013 二零一三年 HK\$'000 千港元
Denominated in:	以下列貨幣計值：				
HK\$	港元	—	19,756	—	—
RMB	人民幣	216,448	582,733	—	—
		216,448	602,489	—	—

35 Significant related party transactions (continued)

(c) Year-end balances with related parties (continued)

The amounts due from related parties were denominated in the following currencies.

		Group 本集團		Company 本公司	
		2014 二零一四年 HK\$'000 千港元	2013 二零一三年 HK\$'000 千港元	2014 二零一四年 HK\$'000 千港元	2013 二零一三年 HK\$'000 千港元
Denominated in:	以下列貨幣計值：				
HK\$	港元	17	18	1,306,482	1,433,748
RMB	人民幣	2,142	40,841	—	—
US\$	美元	—	—	61,110	16,113
		2,159	40,859	1,367,592	1,449,861

The amounts due to related parties were denominated in RMB.

應付關連方款項以人民幣計值。

35 重大關連方交易(續)

(c) 與關連方之年末結餘(續)

應收關連方款項以下列貨幣計值。

Five-year Financial Summary

五年財務概要

As at 31 December 2014 於二零一四年十二月三十一日

A summary of the published results and assets, liabilities and non-controlling interests of the Group for the last five financial years is set out below.

本集團過去五個財政年度經登載的業績及資產、負債及非控制性權益概要列載如下。

For the financial years ended 31 December

截至十二月三十一日止財政年度

(Amounts expressed in HK\$'000, unless specified)

(除另有指明外，全以千港元呈列)

		2010	2011	2012	2013	2014
		二零一零年	二零一一年	二零一二年	二零一三年	二零一四年
Revenue	營業額	2,561,096	2,472,539	2,582,040	2,406,843	2,539,001
Cost of sales	銷售成本	(1,761,254)	(1,702,807)	(1,808,881)	(1,647,108)	(1,808,136)
Gross profit	毛利	799,842	769,732	773,159	759,735	730,865
Other income	其他收入	19,213	7,480	13,564	24,217	22,977
Other (losses)/gains, net	其他(虧損)/收益 淨額	(10,398)	(5,736)	5,642	(16,337)	(240,115)
Selling, marketing and distribution costs	銷售、營銷及 分銷成本	(238,468)	(279,831)	(295,959)	(301,813)	(334,752)
Administrative expenses	行政開支	(236,627)	(259,583)	(282,002)	(294,471)	(318,130)
Operating profit/ (loss)	經營溢利/(虧損)	333,562	232,062	214,404	171,331	(139,155)
Finance (costs)/income, net	融資(成本)/收入淨額	(1,100)	(5,573)	15,223	42,607	26,793
Share of losses of associates	分佔聯營公司虧損	(364)	(1,215)	(3,604)	(9,368)	(131,619)
Share of (loss)/profit of a jointly controlled entity	分佔一間共同控制 實體(虧損)/溢利	(59)	524	(143)	845	(2,943)
Profit/ (loss) before income tax	除所得稅前溢利 /(虧損)	332,039	225,798	225,880	205,415	(246,924)
Income tax expense	所得稅開支	(66,891)	(56,475)	(72,116)	(54,924)	(42,367)
Profit/ (loss) for the year	年度溢利/(虧損)	265,148	169,323	153,764	150,491	(289,291)
Non-controlling interests	非控制性權益	1,849	896	1,155	726	8,363
Profit/ (loss) attributable to equity holders of the Company	本公司股權持有人 應佔溢利/(虧損)	266,997	170,219	154,919	151,217	(280,928)

Five-year Financial Summary

五年財務概要

As at 31 December 2014 於二零一四年十二月三十一日

		As at 31 December 於十二月三十一日					
		(Amounts expressed in HK\$'000, unless specified) (除另有指明外，全以千港元呈列)					
		2010	2011	2012	2013	2014	
		二零一零年	二零一一年	二零一二年	二零一三年	二零一四年	
Non-current Assets	非流動資產	1,528,592	1,636,231	1,956,148	2,087,276	1,282,065	
Current Assets	流動資產	1,559,273	1,773,489	1,639,596	1,834,249	2,333,726	
Total Assets	資產總值	3,087,865	3,409,720	3,595,744	3,921,525	3,615,791	
Non-current Liabilities	非流動負債	19,343	16,370	15,665	14,760	12,959	
Current Liabilities	流動負債	446,145	657,665	731,531	907,599	1,041,435	
Total Liabilities	負債總值	465,488	674,035	747,196	922,359	1,054,394	
Total Equity	權益總值	2,622,377	2,735,685	2,848,548	2,999,166	2,561,397	
Net Current Assets	流動資產淨值	1,113,128	1,115,824	908,065	926,650	1,292,291	
Total Assets Less Current Liabilities	資產總值減流動負債	2,641,720	2,752,055	2,864,213	3,013,926	2,574,356	



