



中國光大綠色環保有限公司
CHINA EVERBRIGHT GREENTECH LIMITED
(於開曼群島註冊成立之有限公司)
(Incorporated in the Cayman Islands with limited liability)
(股份代號 STOCK CODE: 1257)

SUSTAINABILITY
REPORT
可持續發展報告
2017





Devoted to
**ECOLOGY AND
ENVIRONMENT**
for a
BEAUTIFUL CHINA



情繫
生態環境
築夢
美麗中國



WANG TIANYI
王天義
Chairman
主席



To cope with various challenges as a result of the deteriorating global environment, many governments are proactively implementing various environmental protection policies, such as promotion and development of renewable energy, to fight against climate change. In 2017, the Chinese government expedited the work of ecological civilisation and green development strategies on several fronts in practising the philosophy of “lucid waters and lush mountains are invaluable assets”. These translate into huge development opportunities for Everbright Greentech.

As the first Hong Kong listed company with integrated biomass utilisation as its core business, Everbright Greentech upholds its corporate mission of “Devoted to Ecology and Environment for a Beautiful China” and embraces the concept of “Taking Quality as the Top Mission and Keeping Efficiency as the Priority with Support by Scale”, implementing its principle of sustainable development in a stable and healthy way. The Company will provide professional, reliable and dynamic service solutions to the market. Supported by the country’s positive policies, the Company will proactively develop its business and devote itself as a new force contributing to the ecological civilisation and environmental protection in China.

為 應對全球環境日趨惡化所帶來的種種挑戰，各國政府推行採取各項環保政策，例如推廣和發展可再生能源，以對抗氣候變化。而中國政府在二零一七年亦加快推進各項生態文明建設及構建各種綠色發展戰略，全面踐行「綠水青山就是金山銀山」的發展理念，為光大綠色環保提供了龐大的發展機遇。

作為香港第一家以生物質綜合利用為主業的上市公司，光大綠色環保將以「情繫生態環境、築夢美麗中國」為企業使命，以「質量第一、效益優先、規模助力」為發展思路，繼續堅持穩健可持續發展方針，為市場提供專業、可靠及多元化的服務方案。在國家利好政策的支持下積極推廣業務拓展工作，致力成為中國生態文明建設和環境保護的生力軍。

SUSTAINABILITY REPORT

可持續發展報告

2017

TABLE OF CONTENTS 目錄



01/ About this Report 關於本報告	3	06/ Protecting Our Environment 環境保護	42	11/ Awards and Recognitions 獎項與殊榮	83
02/ Message from CEO 行政總裁致辭	4	07/ Nurturing Our People 培育人才	52	12/ Verification Statement 審核聲明	84
03/ Our Sustainable Business 我們的可持續業務	10	08/ Communities and Philanthropy 社區與公益	68	13/ Key Statistics 主要數據	86
04/ Greening Our Operations 致力綠色運營	24	09/ Joining Hands towards the Sustainable Development Goals 攜手踐行可持續 發展目標	75	14/ GRI Content Index GRI內容索引	89
05/ Stakeholder Engagement and Materiality 持份者參與及實質性	32	10/ Our Way Forward 展望將來	81	15/ Stock Exchange ESG Reporting Guide Content Index 聯交所《環境、社會及 管治報告指引》 內容索引	96

China Everbright Greentech Limited (“Everbright Greentech” or the “Company”), headquartered in Hong Kong, is a speciality environmental protection service provider under China Everbright International Limited (“Everbright International”), focused on integrated biomass utilisation, hazardous waste treatment and solar energy and wind power. It has been listed on the Main Board of The Stock Exchange of Hong Kong Limited (“Stock Exchange”) since 8 May 2017 (stock code: 1257). The Company is committed to assuming a leading role in the development of the environmental protection service industry on the back of a strategy for sustainable development, leveraging technological innovations complemented by diversified business models and the application of advanced technologies.

The Sustainability Report 2017 (the “Report”), is the Company’s first standalone sustainability report, which covers the Company’s key sustainability statistics and achievements during the period from 1 January 2017 to 31 December 2017 (the “Reporting Period”). The Report has been prepared in accordance with the Global Reporting Initiative (“GRI”) Standards: Comprehensive option, its “Electric Utilities Sector Disclosures Document” as well as the “Environmental, Social and Governance Reporting Guide” published by the Stock Exchange.

Unless otherwise specified, the information disclosed in the Report is based on the materiality assessment, stakeholder engagement and other relevant GRI guidelines, with the disclosure on the sustainability performance of the Company’s headquarters in Hong Kong, Shenzhen representative office, and all operating environmental projects in China under the operational control of the Company during the Reporting Period. Workers of contractors and subcontractors and outsourced service workers are not regarded as employees of the Company. Relevant guidelines or provisions of international or local context are used as the basis for data collection and analysis of the Report, including the use of the Clean Development Mechanism’s (“CDM”) approved methodologies for the estimation of the projects’ greenhouse gas emissions.

The Company has commissioned the Hong Kong Quality Assurance Agency as a third-party verification institution to conduct an independent audit and assurance for the Report. The relevant verification statement is set out at the end of the Report. The board of directors of Everbright Greentech (the “Board”) had reviewed and approved the contents and scope of the Report, to ensure that the material Environmental, Social and Governance (“ESG”) factors of the Company have been covered.

The Report (Chinese and English versions) is available at the websites of Everbright Greentech (www.ebgreentech.com) and the Stock Exchange (www.hkex.com.hk). The Company welcomes all stakeholders and the public to provide valuable comments via email to info@ebgreentech.com, as we join hands towards sustainable development.

中國光大綠色環保有限公司（「光大綠色環保」或「本公司」）總部位於香港，是中國光大國際有限公司（「光大國際」）旗下的專業環保服務提供商，專注於生物質綜合利用、危廢處置及光伏發電及風電業務，自於二零一七年五月八日在香港聯合交易所有限公司（「聯交所」）主板上市（股份代號：1257）。本公司致力推進以技術創新為引領的可持續發展戰略，配合多元的業務模式和高科技水平引領環保服務行業邁進。

二零一七年可持續發展報告（「本報告」）是本公司首份獨立的可持續發展報告，涵蓋了本公司於二零一七年一月一日至二零一七年十二月三十一日（「報告期」）的主要可持續發展數據和成效。本報告是依循全球報告倡議組織（「GRI」）準則：全面選項、其《電力行業披露文件》及聯交所發佈的《環境、社會及管治報告指引》編寫。

除非另有註明，本報告所披露之內容是基於實質性評估、持份者參與和其他相關的GRI指引釐訂，涵蓋了於報告期本公司香港總部、深圳代表處及本公司擁有運營控制權的所有位於中國的運營環保項目的可持續發展績效。承包商、分包商工人及外判服務工人並不算作本公司員工。本報告的數據收集及分析乃根據相關之國際或當地指引及準則進行，包括使用清潔發展機制（「CDM」）核准的計算方法估算項目的溫室氣體排放。

本公司已委託香港品質保證局作為第三方審核機構為本報告的內容進行獨立審計及認證，相關核實聲明載於報告末章。本報告亦經過光大綠色環保董事會（「董事會」）之審閱及批准，從而確保其範疇涵蓋本公司主要的環境、社會及管治（「環境、社會及管治」）議題。

本報告（備有中英文版本）可透過光大綠色環保網站（www.ebgreentech.com）及聯交所網站（www.hkex.com.hk）下載。本公司歡迎各位持份者和公眾就各方面電郵至 info@ebgreentech.com 提供寶貴意見，以攜手推動可持續發展。



2017 is an iconic year for China's green development. Action plans, special plans, implementation programmes and regulations announced during the year under the strategic planning of the "13th Five-Year Plan" and the "Belt and Road" Initiative have presented the Company with enormous opportunities for development.

Following the declaration of "We will make our skies blue again" made in the "State Council's Report on the Work of the Government 2017", a new characterisation was adopted in the 2018 report: the "three critical battles" of achieving notable progress in the prevention and mitigation of major risks, increasing efforts in targeted poverty alleviation, and achieving more significant deliverables in the prevention and control of pollution.

Whilst seeking internal development and enhancement in corporate governance in tandem with current trends, Everbright Greentech spared no effort in supporting China's work in targeted poverty alleviation initiative and made contributions to the sustainable development of the local communities where its projects are located with strong commitment.

零一七年是中國綠色發展中具代表性的
一年，「十三五」規劃和「一帶一路」戰略構想中的各類行動計劃、專項規劃、實施方案及實施條例接連出台，為本公司帶來龐大的發展機遇。

繼《二零一七年國務院政府工作報告》中首次提及「堅決打好藍天保衛戰」之後，二零一八年度報告更提出「三大攻堅戰」的新表述：推動重大風險防範化解取得明顯進展、加大精準脫貧力度、推進污染防治取得更大成效。

光大綠色環保在順應時勢、發展自身及加強企業管理的同時，更不遺餘力地支持國家的精準扶貧工作，以高度的責任擔當為項目周邊社區的可持續發展做出應有的貢獻。

During the year, we continued to drive the development of our businesses in integrated biomass utilisation, hazardous waste treatment and solar energy and wind power, and secured growth in market shares and further enhancements in technologies, as we seized opportunities arising from China's move to expedite the development of ecological civilisation in tandem with new trends in the development of global ecological and environmental protection industries. As the first company in China to employ an integrated business model in biomass and waste-to-energy operations, we distinguished ourselves amidst strong competition on the back of an innovation-and-technology-driven approach to business development in close tracking of the directions of latest government policies. During the Reporting Period, the Company secured 19 new projects and entered into 1 supplementary agreement, with a total investment of approximately RMB5.473 billion, representing record highs in both the number of new projects and total investment amount.

Everbright Greentech established its presence in the capital market with its listing on the Main Board of the Stock Exchange in May 2017, with the aim of making contributions to the society with green technologies and delivering steady investment returns to our investors. During the year, the Company achieved leapfrogging developments and sustained sound momentum for growth. We have amassed robust strengths in preparation for the next phase of our development after making progress in various tasks with a "Prudent, Proactive and Practical" approach that we have persisted in. Within months after the listing, Everbright Greentech was included as a constituent stock in the Hang Seng Composite Index, Hang Seng Stock Connect Hong Kong Index and MSCI China Small Cap Index, underpinning market recognition for the Company's unique business model, development potentials and strategies.

年內，我們繼續推動旗下生物質綜合利用、危廢處置及光伏發電及風電業務，積極順應世界生態環保產業發展新趨勢，緊抓中國加快推進生態文明建設的機遇，拓展市場份額並進一步提升科技水平。作為中國首家擁有生物質及垃圾發電一體化運營模式的公司，我們致力以創新及技術引領發展，緊貼最新政策方向，於激烈的市場競爭中脫穎而出。於報告期間，本公司共取得19個新項目及簽署一份補充協議，總投資額達約人民幣54.73億元，新項目及投資總額均創歷史新高。

二零一七年五月，光大綠色環保於聯交所主板掛牌上市，正式亮相資本市場，旨在用綠色技術造福社會，用穩健發展回報投資者。本公司於年內實現了新跨越並延續了良好的發展勢頭。我們堅持以「穩、進、實」的思路推進各項工作，為新一輪發展積蓄了強勁力量。在上市後短短數月內，光大綠色環保陸續獲納入恒生綜合指數、恒生港股通指數及MSCI明晟中國小型股指數成份股，反映出本公司獨特的業務模式、發展潛力及發展策略備受市場認可。



As the development of the ecological civilisation continues to reach greater depths and the market for the environmental protection business continues to expand in size, we are committed to extending our industry chain on top of ongoing development of our existing markets, launching premium exemplary projects, upgrading operation management and enhancing disclosure of project information, in anticipation of broader opportunities ahead. In addition to business development, the Company also continues to promote the environmental, safety, health and social responsibility (“ESHS”) management system (“ESHS Management System”) and risk management system, with a view to providing a sound platform for sustainable development while strengthening control over governance risks.

In continuous adherence to our core value underpinned by the fulfilment of the corporate environmental and social responsibilities, we will assume a leading role among Chinese environmental protection enterprises in the development towards standardisation and internationalisation on the back of our strategic business layout, strong marketing capabilities and abundant project reserves.

Environmental Protection

As a pioneer of the green industry, we believe the improvement of our project’s environmental performance is crucial for our long-term development. We strictly comply with relevant standards and environmental impact assessment report requirements in our operating and environmental services, and take concerns of neighbouring communities into consideration. For example, all of our biomass combustion operations meet the “Emission Standard of Air Pollutants for Thermal Power Plants” (GB13223- 2011), while the waste-to-energy operations comply with the relevant standards promulgated under the European Union “Industrial Emissions Directive” (2010/75/EU) (“Euro 2010”).

隨著生態文明建設的持續深入以及環保市場規模持續擴大，我們致力在繼續深耕現有市場的基礎上延伸產業鏈，打造優質示範工程，提升運營管理，力爭加強項目的信息公開，從而迎接更廣闊的發展機遇。在企業發展的同時，本公司亦持續推進環境、安全、健康及社會責任（「ESHS」）管理體系（「ESHS管理體系」）和風險管理體系，加強對各項管治風險的控制之餘，更為可持續發展提供一個健康的平台。

我們將繼續奉行企業環境與社會責任為己任的核心價值觀，透過具有戰略性的佈局、強大的市場拓展能力以及豐富的項目儲備，堅定帶領中國環保企業向標準化、國際化邁進。

致力環保

作為綠色企業的先行者，我們相信推動項目環保效能是我們保持長遠發展的關鍵。我們的運營和環境服務嚴格參照相關標準及環境影響評估報告的要求，並將周邊社區的期望納入考慮，如旗下所有生物質燃燒的運營達《火電廠大氣污染物排放標準》(GB13223-2011)；垃圾發電的運營則符合歐盟《工業排放指令》(2010/75/EU)（「歐盟2010」）的相關標準。

In 2017, we processed approximately 1,685,000 tonnes of agricultural and forestry residues, 249,000 tonnes of household waste and 113,000 tonnes of hazardous waste, representing an annual growth of approximately 131%, 239% and 13% respectively. Our environmental protection projects supplied approximately 1,667,503,000 kWh of on-grid green electricity during the year, with a significant increase of approximately 87% compared with 2016. Power generation at such volume is equivalent to the annual electricity consumption of 1,389,419 households, a reduction of standard coal consumption by 666,921 tonnes, a reduction of carbon dioxide equivalent emissions by 1,317,327 tonnes, and the preservation of approximately 216,532,857 trees. During the Reporting Period, we also treated approximately 57,555 m³ of leachate, reducing chemical oxygen demand (“COD”) discharge by approximately 685 tonnes as a result.

Meanwhile, the Anhui Lingbi Integrated Biomass and Waste-to-Energy Project commenced operation in May 2017, which is the first urban-rural integration project in China completed and commissioned as one single construction undertaking, it sets a precedent for integrated urban-rural waste treatment in China. Through harmless treatment, resource utilisation and integrated treatment process, this project has greatly reduced local pollution problems associated with agricultural and forestry residues and rural household waste, laying a solid foundation for the sustainable development of rural areas in China.

People-Oriented

The “People-Oriented” talent strategy is essential to Everbright Greentech’s long-term development. Therefore, we are committed to the establishment of a fair and flexible recruitment strategy to attract high-calibre talents, while investing substantial resources in training to expand our talent pool. We actively recruit talents through internal trainings, open and campus recruitments, and provide professional trainings to improve the capabilities of our employees. We have also established the “Employee’s Health, Accidents and Injuries Protection Fund” during the Reporting Period, to provide additional protection to the staff on top of statutory requirements.

二零一七年，我們處置了約1,685,000噸農林廢棄物、249,000噸生活垃圾及113,000噸危險廢棄物，年度增長分別約131%、239%及13%。年內，我們的環保項目提供綠色上網電量約1,667,503,000千瓦時，較二零一六年大幅上升約87%，能滿足相等於1,389,419戶家庭一年所需的電量、節約標準煤666,921噸、減少二氧化碳當量排放1,317,327噸及減少砍伐森林樹木約216,532,857株。另外，我們於報告期內處理滲濾液約57,555立方米，減少了約685噸化學需氧量（「COD」）排放。

此外，安徽靈璧生物質及垃圾發電一體化項目於二零一七年五月建成投運，是國內首個一次性建成投運的城鄉一體化項目，開創了國內城鄉垃圾統籌處理的先河。透過無害化、資源化、統籌化的處理模式，該項目大大減低了當地農林廢棄物及農村生活垃圾的相關污染問題，從而為中國農村的可持續發展奠定了基礎。

以人為本

「以人為本」的人才策略是光大綠色環保取得長遠發展的核心因素。因此，我們致力建立靈活公平的招聘策略吸納優秀人才，並投放大量資源提供各種培訓機會，繼續擴張後備幹部人才庫。我們通過自主培養、公開招聘、校園招聘等方式積極引進人才，並提供專業訓練課程提升員工質素。我們更於報告期間成立了「員工健康、意外傷害保障基金」，為員工提供政府規定以外多一重保障。

Technological Innovation

Staying ahead and staying innovated is what we strive to do on a daily basis in line with our Company's business philosophy. In this connection, the Everbright Greentech Research Institute was established in 2017 with the aim of solving the technical difficulties and supporting rapid business growth in the long term through the development of advanced environmental technologies. During the Reporting Period, we increased investments in technological research and development and made remarkable achievements in the low nitrogen oxides (NO_x) combustion technology in integrated biomass utilisation projects. Everbright Greentech Research Institute has successfully reduced the exhaust concentration of NO_x of biomass power generation projects to below 100mg/m³ through measures such as the optimisation of primary and secondary air supply, modification of grate vibration mechanism, optimisation of fuel use, etc. These measures have been adopted for the Company's Nanqiao Biomass Direct Combustion Power Generation Project and Dingyuan Biomass Direct Combustion Power Generation Project, which have been running stably for prolonged periods with notable effectiveness. The successful application of low NO_x combustion technology will put the Company in a leading position of the domestic industry in terms of the operating performance of its biomass power generation projects.

Caring for the Community

The undertaking of social responsibilities represents an important aspect of Everbright Greentech's business development. We are actively involved in charitable events to promote community campaigns relating to education, environmental friendliness, energy conservation and ecological protection. Through voluntary teaching, home visits and poverty alleviation actions, the Company strives to give back to our society and realise mutual growth with the community. To create a platform for learning environmental knowledge and promoting eco-friendly practices, we title-sponsored the Hong Kong charity premiere of the nature documentary "Earth: One Amazing Day" during the year, with a view to encouraging our younger generation to appreciate the beauty of the Earth and raising public awareness towards environmental protection.

科技創新

與時並進、不斷創新是本公司的經營理念之一。為求在環保技術上更精益求精，公司於二零一七年成立光大綠色環保研究所，旨在解決技術難題及配合長遠而急速發展的業務增長。於報告期內，我們加大技術研發投入，生物質綜合利用項目低氮燃燒技術取得顯著突破。光大綠色環保研究所通過對一、二次風供應的優化、爐排振動方式調整、燃料優化等措施，使生物質發電項目氮氧化物(NO_x)排放濃度低於100mg/m³，並且已在我們的南譙生物質直燃發電項目和定遠生物質直燃發電項目實現長時間連續穩定運行，成效顯著。低氮燃燒技術成果的成功應用，將推動本公司生物質發電項目的運營水平達到國內領先。

關懷社區

承擔社會責任是光大綠色環保業務發展的重要一環，故此我們積極參與公益活動，務求促進教育及環境友好、節能、生態保護等方面的社區工作。透過支教、探訪和扶貧幫困的行動，本公司致力回饋社群並與社區共同成長。為搭建學習環保知識及開展環保實踐的良好平台，我們亦於年內冠名贊助自然紀錄電影《地球：奇妙的一天》香港慈善首映，盼讓下一代重新認識地球的美好，提高大眾同心協力維護環境的意識。

The outstanding performance of Everbright Greentech in sustainable development is well recognised and supported by investors, employees and stakeholders across different sectors in the society. Going forward, Everbright Greentech will seize opportunities to enhance its operational efficiency as well as technology research with the aim of driving synergies among different business sectors. In tandem with our long-standing principle of “First Class Quality, High Standard, Advanced Technology and Outstanding Efficiency”, we are confident that our projects will be built into exemplary models on the back of our resources and strengths, such that we will reward the society with the application of green technologies.

QIAN Xiaodong
Chief Executive Officer

31 May 2018

光大綠色環保的可持續發展佳績備受投資者、公司上下各級員工以及社會各界人士的認可與支持。展望未來，光大綠色環保將緊抓政策所帶來的機遇，提升運營效益、加強技術研發，實現不同業務間的協同效應。憑藉一直以來「高品質、高標準、高技術、高效益」的工程理念，我們有信心透過充分調動自身的資源和優勢將項目打造成典範，致力以綠色技術造福社會。

錢曉東
行政總裁

二零一八年五月三十一日



We keep abreast of the times and strive for
**Continuous Innovations and
Improvements**

與時並進，不斷創新



Everbright Greentech, listed on the Main Board of the Stock Exchange, is a specialty environmental protection service provider under Everbright International focused on integrated biomass utilisation, hazardous waste treatment and solar energy and wind power. In addition, Everbright Greentech has developed a unique urban-rural integrated business model that integrates biomass and waste-to-energy operations to provide integrated treatment of agricultural and forestry residues and rural household waste, providing an innovative solution to environmental issues in urban and rural areas. Currently, the Company has its business coverage spanning across nine provinces and municipalities in China, and in Germany. As at 31 December 2017, the Company has secured 82 environmental protection projects, with a total investment of approximately RMB19.758 billion. The total revenue in 2017 amounted to approximately HK\$4.581 billion.

光大綠色環保於聯交所主板上市，為光大國際旗下的專業環保服務提供商，專注於生物質綜合利用、危廢處置及光伏發電及風電業務。光大綠色環保開發了獨特的城鄉一體化業務模式，將生物質綜合利用項目與垃圾發電項目融為一體建設，統籌處理農林廢棄物及農村生活垃圾，為解決城鄉環境問題開創了先河。目前，公司業務已覆蓋中國9個境內省份及直轄市，並遠播德國。截至二零一七年十二月三十一日，本公司已落實的環保項目總數合計82個，總投資額達約人民幣19.758億元，二零一七年度的總收益達約港幣45.81億元。



44	+	29	+	7	+	2
Integrated Biomass Utilisation Projects 生物質綜合利用項目		Hazardous Waste Treatment Projects 危廢處置項目		Solar Energy Projects 光伏發電項目		Wind Power Projects 風電項目




As one of the leading integrated biomass treatment service providers in China, Everbright Greentech mainly utilises biomass raw materials to generate electricity and heat. Biomass raw materials are categorised into yellow culms and grey culms. Yellow culms consist of agricultural residues, such as wheat straw, rice straw, corn straw, rice husks, peanut husks, etc. while grey culms consist of forestry residues such as barks, tree trimmings and other manufacturing wood waste, etc. As at 31 December 2017, the Company's integrated biomass utilisation projects have reached an aggregate power generation designed capacity of 992 MW, an aggregate biomass processing designed capacity of approximately 8,449,800 tonnes per annum and aggregate household waste processing designed capacity of approximately 6,250 tonnes per day.



Everbright Greentech also provides hazardous waste treatment services to the industrial sector as well as medical facilities for 43 out of 46 categories of hazardous waste listed in the "National Catalog of Hazardous Waste". We endeavour to minimise the impact of hazardous waste on the environment through the adoption of various disposal methods such as incineration, landfill and physicochemical treatment. We target regions with a high level of industrialisation and waste production such as Jiangsu Province and Shandong Province and build hazardous waste treatment facilities in or close to industrial parks to ensure continuous and stable demand for the services. During the Reporting Period, we developed the application of rigid structure waste landfills, providing a reliable solution to regions with unstable geological conditions and pressing needs of waste salt disposal. With the increasing strictness of the national environmental standards, hazardous waste landfills with a rigid structure and better anti-seepage performance are well poised to fill the gap in the waste salts treatment market. At the same time, the Company will be motivated to explore new technologies as the use of rigid structure waste landfills will require higher standards of management and operation on the part of the Company.

Everbright Greentech also takes full advantage of solar and wind resources to provide electricity for local power grid companies. Solar energy generating facilities consist of arrays of solar panels, its operation is controlled by a monitoring system located either onsite or remotely. Our wind power projects optimise power generation and adjust to varying wind speeds and directions through a control system, complemented by a remote monitoring system for monitoring purposes which allows for offsite operation and supervision. The aggregate power generation capacity of our solar and wind power projects is 125.88 MW.

作為中國領先的生物質綜合處理服務商之一，光大綠色環保主要利用生物質原材料發電及供熱。生物質原材料分為黃稈和灰稈，黃稈主要為農業廢棄物，如麥稈、稻稈、玉米稈、稻殼、花生殼等；灰稈主要為林業廢棄物，如樹枝、樹皮及其他生產木材廢料等。截至二零一七年十二月三十一日，本公司旗下的生物質綜合利用項目總設計發電裝機容量達992兆瓦，生物質總設計處理能力達約每年8,449,800噸，生活垃圾總設計處理能力達約每日6,250噸。



光大綠色環保亦為工業企業及醫療機構提供危廢處置服務，涵蓋《國家危險廢物名錄》所列的46類工業及醫療危廢中的43類，並以焚燒、填埋及物化處理等處置方法將危險廢物對環境的影響降至最低。我們專注於江蘇省、山東省等工業化程度較高、產廢高度集中的地區，在工業園區或其周邊建立危廢處置設施，以確保持續穩定的業務需求。於報告期內，我們更開拓了危廢剛性結構填埋場的應用，此種方案為地質條件不穩定而廢鹽處置需求急迫的地區提供了可靠的解決方案。隨著國家環保標準的逐步提高，防滲效果較好的剛性結構填埋場可填補廢鹽處置市場的空白。同時，剛性填埋場的應用對本公司的管理運營提出了更高的要求，將推動本公司對新技術的進一步探索。

光大綠色環保亦充分利用光照或風力資源，為地方電網公司提供電力。光伏發電設備包括太陽能電池板陣列，其系統的運行情況由現場或遠處的監控系統控制。風電則透過控制系統優化電力生產及作出調整以適應不同的風速及風向，加上遠程監控系統監控整個項目，從而進行異地運行及監管。我們光伏發電及風電項目的總發電裝機容量為125.88兆瓦。

China Everbright Greentech Limited 中國光大綠色環保有限公司

In terms of business development, Everbright Greentech has ensured steady development of its green projects with the pioneering launch of an innovative model that provides integrated treatment of agricultural and forestry residues and rural household waste, which encouraged the steady development of our projects on the back of new technologies and manufacturing processes in an innovation-driven development, seizing opportunities afforded by the “13th Bioenergy Development Five-Year Plan” and the “10-Chapter Soil Pollution Action Plan” in close tandem with national policies and plans such as “Ecological Civilisation” and the “13th Five-Year Plan”. In addition, Everbright Greentech became one of the promoter of China Biomass Energy Industrial Association during the year, showcasing the Company’s status as a major player in the industry with growing influence.

We also leverage our practical experience to actively promote the Public-Private Partnership (PPP) model, jointly invest and develop environmental protection projects with local governments. PPP is a cooperative arrangement between government and private sector entity to provide public goods or services on a concession basis, and features sharing of financial benefits and risks. Through the introduction of market competitions and incentive and restraint mechanisms, PPP model offers advantages to both parties, and improves the quality and efficiency of public goods and services. Under the vigorous promotion of the government, ecological development and environmental protection are the major areas of PPP model which have brought new development opportunities to Everbright Greentech, while playing an indispensable role in sustainable urban development.



業務發展方面，光大綠色環保緊密圍繞「生態文明建設」、「十三五」規劃等國策佈局，以《生物質能「十三五」規劃》及「土十條」等環保政策為契機，依託引進新技術、新工藝，以創新驅動發展，率先推出了統籌處理農林廢棄物及農村生活垃圾的創新業務模式，推動綠色環保項目穩步發展。此外，光大綠色環保於年內成為中國生物質能源產業聯盟發起機構之一，展現本公司不斷增長的行業地位和影響力。

我們更依託自身的實踐經驗，積極推行政府和社會資本合作(PPP)模式，與各地政府合力開發環保項目。PPP是政府與社會資本為提供公共產品或服務而建立的合作關係，以授予特許經營權為基礎，以利益共享和風險共擔為特徵。通過引入市場競爭和激勵約束機制，PPP模式發揮雙方優勢，提高公共產品或服務的質量和供給效率。生態建設和環保類項目是PPP模式的重點推行領域，在政府的大力推廣下，為光大綠色環保事業迎來了新的發展機遇，對市政建設的可持續發展更起到不可替代的作用。



With the government’s support for the environmental protection industry, the Company’s integrated biomass utilisation and solar energy and wind power projects are entitled to a number of policy support initiatives including preferential on-grid tariffs, mandatory off-take of electricity, government subsidies, preferential tax treatments, etc. The Company’s hazardous waste treatment projects also benefit from preferential taxation policies and government subsidies. In 2017, the Company was entitled to receive government subsidies of approximately RMB99,405,000 and value-added tax refunds of approximately RMB49,314,000.

受惠於政府對環保行業的支持，本公司的生物質綜合利用及光伏發電及風電項目均享有優惠上網電價、全額購電、政府補貼及稅收優惠待遇等政策支持，危廢處置項目亦享有稅務政策優惠和政府補貼。二零一七年，本公司共獲批政府各類補貼約人民幣99,405,000元及增值稅退稅約人民幣49,314,000元。

Direct Economic Value Generated and Distributed to the Concerned Stakeholders by Everbright Greentech in 2017

二零一七年光大綠色環保所產生及分配予相應持份者的直接經濟價值

	Economic value 經濟價值	Beneficiary 獲益持份者	Amount (HK\$'000) 金額 (港幣千元)
Direct economic value generated 產生的直接經濟價值	Revenue 收益	Investors, clients 投資者、客戶	4,581,352
	Other Income 其他收益		118,376
Economic value distributed 分配的經濟價值	Staff costs 員工開支	Employees 員工	167,400
	Other costs ⁽¹⁾ 其他成本 ⁽¹⁾	Business partners, suppliers 商業夥伴、供應商	3,012,872
	Finance costs 財務費用	Lenders 借款人	125,565
	Dividends 股息	Investors 投資者	185,947
	Taxes ⁽²⁾ 稅項 ⁽²⁾	Government 政府	49,788
	Profit attributable to non-controlling interest 非控股權益應佔盈利	Business partners 商業夥伴	3,476
	Charitable donations ⁽³⁾ 慈善捐款 ⁽³⁾	Local communities 當地社區	1,668
Economic value retained 留存的經濟價值	Retained for Everbright Greentech's sustainable operation and development 留存作光大綠色環保的可持續運營和發展	Investors, clients, employees 投資者、客戶、員工	1,153,012

Notes:

- (1) Represents other costs and share of loss of a joint venture but excludes depreciation and amortisation for the year
- (2) Represents current income tax but excludes deferred tax for the year
- (3) Cash donation in 2017 amounted to HK\$1,183,000

附註：

- (1) 代表年度的其他成本和所佔一家合營企業虧損，但不包括年度的折舊及攤銷
- (2) 代表本期所得稅，但不包括本年度的遞延稅項
- (3) 其中二零一七年現金捐款為港幣1,183,000元

2017 Project Operations Overview

二零一七年項目運營情況一覽

Biomass raw materials processed (tonne) ⁽¹⁾		
生物質原材料處理量 (噸) ⁽¹⁾		1,685,000
Household waste processed (tonne) ⁽¹⁾		
生活垃圾處理量 (噸) ⁽¹⁾		249,000
Hazardous waste processed (tonne) ⁽¹⁾		
危廢處置量 (噸) ⁽¹⁾		113,000
On-grid green electricity supplied (kWh) ⁽¹⁾		
綠色上網電量 (千瓦時) ⁽¹⁾		1,667,503,000
On-grid green electricity per tonne of biomass processed (kWh/tonne)⁽²⁾⁽³⁾		
噸生物質燃料綠色上網電量 (千瓦時/噸) ⁽²⁾⁽³⁾		826.98
Number of clients 客戶數目	Government clients 政府客戶	19
	Commercial clients 商業客戶	1,256
Total length of transmission lines (km)⁽²⁾ 輸電線路總長度 (公里) ⁽²⁾	Ground 地上	68.54
	Underground 地下	16.58
Total power generation capacity 總發電規模	Aggregate power generation designed capacity of integrated biomass utilisation projects: 992 MW 生物質綜合利用項目總設計發電裝機容量： 992兆瓦	
	Aggregate power generation capacity of solar energy projects and wind power projects: 125.88 MW 光伏發電項目及風電項目總發電裝機容量： 125.88兆瓦	

Notes:

- (1) Figures are rounded to the nearest thousand
- (2) Figures are rounded to two decimal places
- (3) The boundary covers all power generation projects of the integrated biomass utilisation business

附註:

- (1) 數字調整至最接近的千位數表示
- (2) 數字調整至最接近的小數點後兩位表示
- (3) 邊界包括生物質綜合利用業務中的所有發電項目

Project Overview

Projects in Operation (Integrated Biomass Utilisation)

項目概覽

投運項目（生物質綜合利用）



Project	項目	Annual Biomass Processing Capacity/ Daily Household Waste Treatment Capacity (tonnes) 年生物質處理量/ 日生活垃圾處理量(噸)
1 Hanshan Biomass Direct Combustion Project	含山生物質直燃發電項目	300,000
2 Dangshan Integrated Biomass and Waste-to-Energy Project (Biomass)	碭山生物質及垃圾發電一體化項目 (生物質)	300,000
3 Huaiyuan Integrated Biomass and Waste-to-Energy Project (Biomass)	懷遠生物質及垃圾發電一體化項目 (生物質)	280,000
4 Dingyuan Biomass Direct Combustion Project	定遠生物質直燃發電項目	300,000
5 Xuyi Biomass Electricity and Heat Cogeneration Project	盱眙生物質熱電聯供項目	300,000
6 Sucheng Biomass Heat Supply Project	宿城生物質供熱項目	120,000
7 Lingbi Integrated Biomass and Waste-to-Energy Project (Biomass)	靈璧生物質及垃圾發電一體化項目 (生物質)	300,000
8 Nanqiao Biomass Direct Combustion Project	南譙生物質直燃發電項目	300,000
9 Rugao Biomass Direct Combustion Project	如皋生物質直燃發電項目	280,000
10 Xiao County Integrated Biomass and Waste-to-Energy Project (Biomass)	蕭縣生物質及垃圾發電一體化項目 (生物質)	300,000

Project	項目	Annual Biomass Processing Capacity/ Daily Household Waste Treatment Capacity (tonnes) 年生物質處理量/ 日生活垃圾處理量(噸)
11 Fengyang Integrated Biomass and Waste-to-Energy Project (Biomass)	鳳陽生物質及垃圾發電一體化項目 (生物質)	300,000
12 Mianzhu Integrated Biomass and Waste-to-Energy Project (Biomass)	綿竹生物質及垃圾發電一體化項目 (生物質)	300,000
13 Dangshan Integrated Biomass and Waste-to-Energy Project (Waste-to-Energy)	礪山生物質及垃圾發電一體化項目 (垃圾發電)	400
14 Lingbi Integrated Biomass and Waste-to-Energy Project (Waste-to-Energy)	靈璧生物質及垃圾發電一體化項目 (垃圾發電)	400
15 Xiao County Integrated Biomass and Waste-to-Energy Project (Waste-to-Energy)	蕭縣生物質及垃圾發電一體化項目 (垃圾發電)	400
16 Fengyang Integrated Biomass and Waste-to-Energy Project (Waste-to-Energy)	鳳陽生物質及垃圾發電一體化項目 (垃圾發電)	400
Total	總計	Annual Biomass Processing Capacity: 年生物質處理量: 3,380,000 Daily Household Waste Treatment Capacity: 日生活垃圾處理量: 1,600



Projects under Construction (Integrated Biomass Utilisation)

在建項目（生物質綜合利用）

Project	項目	Annual Biomass Processing Capacity/ Daily Household Waste Treatment Capacity (tonnes) 年生物質處理量/ 日生活垃圾處理量(噸)
1	Guanyun Integrated Biomass and Waste-to-Energy Project (Biomass)	灌雲生物質及垃圾發電一體化項目（生物質） 289,800
2	Yeji Biomass Electricity and Heat Cogeneration Project	葉集生物質熱電聯供項目 300,000
3	Yu'an Biomass Electricity and Heat Cogeneration Project	裕安生物質熱電聯供項目 300,000
4	Guixi Biomass Electricity and Heat Cogeneration Project	貴溪生物質熱電聯供項目 300,000
5	Huaiyin Integrated Biomass and Waste-to-Energy Project (Biomass)	淮陰生物質及垃圾發電一體化項目（生物質） 150,000
6	Lianshui Biomass Electricity and Heat Cogeneration Project	漣水生物質熱電聯供項目 300,000
7	Guanyun Integrated Biomass and Waste-to-Energy Project (Waste-to-Energy)	灌雲生物質及垃圾發電一體化項目（垃圾發電） 500
8	Huaiyuan Integrated Biomass and Waste-to-Energy Project (Waste-to-Energy)	懷遠生物質及垃圾發電一體化項目（垃圾發電） 400
9	Huaiyin Integrated Biomass and Waste-to-Energy Project (Waste-to-Energy)	淮陰生物質及垃圾發電一體化項目（垃圾發電） 1000
10	Mianzhu Integrated Biomass and Waste-to-Energy Project (Waste-to-Energy)	綿竹生物質及垃圾發電一體化項目（垃圾發電） 300
Total	總計	Annual Biomass Processing Capacity: 年生物質處理量: 1,639,800 Daily Household Waste Treatment Capacity: 日生活垃圾處理量: 2,200

Projects in Operation (Hazardous Waste Treatment)

投運項目（危廢處置）



Project	項目	Annual Processing Capacity (tonnes) 年處理規模(噸)
1 Suzhou Industrial Waste Landfill Project Phase I	蘇州危廢填埋項目一期	40,000
2 Suzhou Industrial Waste Landfill Project Phase II	蘇州危廢填埋項目二期	
3 Suqian Hazardous Waste Landfill Project Phase I	宿遷危廢填埋項目一期	20,000
4 Lianyungang Hazardous Waste Incineration Project Phase I	連雲港危廢焚燒項目一期	1,650
5 Guanyun Hazardous Waste Landfill Project Phase I	灌雲危廢填埋項目一期	20,000
6 Zibo Integrated Hazardous Waste Treatment Project Phase I	淄博危廢焚燒項目一期	9,830
7 Binhai Economic Development Zone Coastal Industrial Park Hazardous Solid Waste Landfill Project Phase I	濱海危廢填埋項目一期	30,000
8 Xinyi Hazardous Waste Treatment Project	新沂危廢焚燒項目	9,500
Total	總計	130,980

Projects completed Construction (Hazardous Waste Treatment)

建成項目（危廢處置）

Project	項目	Annual Processing Capacity (tonnes) 年處理規模(噸)
1 Lianyungang Hazardous Waste Incineration Project Phase II	連雲港危廢焚燒項目二期	10,000
2 Changzhou Hazardous Waste Incineration Treatment Project	常州危廢焚燒項目	30,000
3 Xinyi Animal Carcass Harmless Treatment Project	新沂病死動物無害化處理項目	3,000
Total	總計	43,000

Projects under Construction (Hazardous Waste Treatment)

在建項目（危廢處置）

Project	項目	Annual Processing Capacity (tonnes) 年處理規模(噸)
1 Linshu Hazardous Waste Incineration Project Phase I	臨沭危廢焚燒項目一期	20,000
Total	總計	20,000

Projects in Operation (Solar Energy)

投運項目（光伏）



Project	項目	Power Generation Capacity (MW) 裝機容量 (兆瓦)
1 Changzhou Rooftop Solar Energy Project	常州屋頂光伏發電項目	3.7
2 Suqian Rooftop Solar Energy Project Phase I	宿遷屋頂光伏發電項目一期	1.85
3 Suqian Rooftop Solar Energy Project Phase II	宿遷屋頂光伏發電項目二期	6.43
4 Zhenjiang Rooftop Solar Energy Project	鎮江屋頂光伏發電項目	8.7
5 Zhenjiang Ground Solar Energy Project	鎮江地面光伏發電項目	3.5
6 Huaining Ground Solar Energy Project	懷寧地面光伏發電項目	2
7 German Ground Solar Energy Project	德國地面光伏發電項目	3.7
Total	總計	29.88

Projects in Operation (Wind Power)

投運項目（風電）



Project	項目	Power Generation Capacity (MW) 裝機容量 (兆瓦)
1 Zhaojiashan Wind Power Project Phase I	趙家山風電項目一期	48
2 Changfangshan Wind Power Project Phase I	長房山風電項目一期	48
Total	總計	96

CASE STORY

個案分享

China's First Urban-Rural Integration Project under Simultaneous Development was Established in Lingbi, Anhui

中國首個一次性建設的城鄉一體化項目落戶安徽靈璧

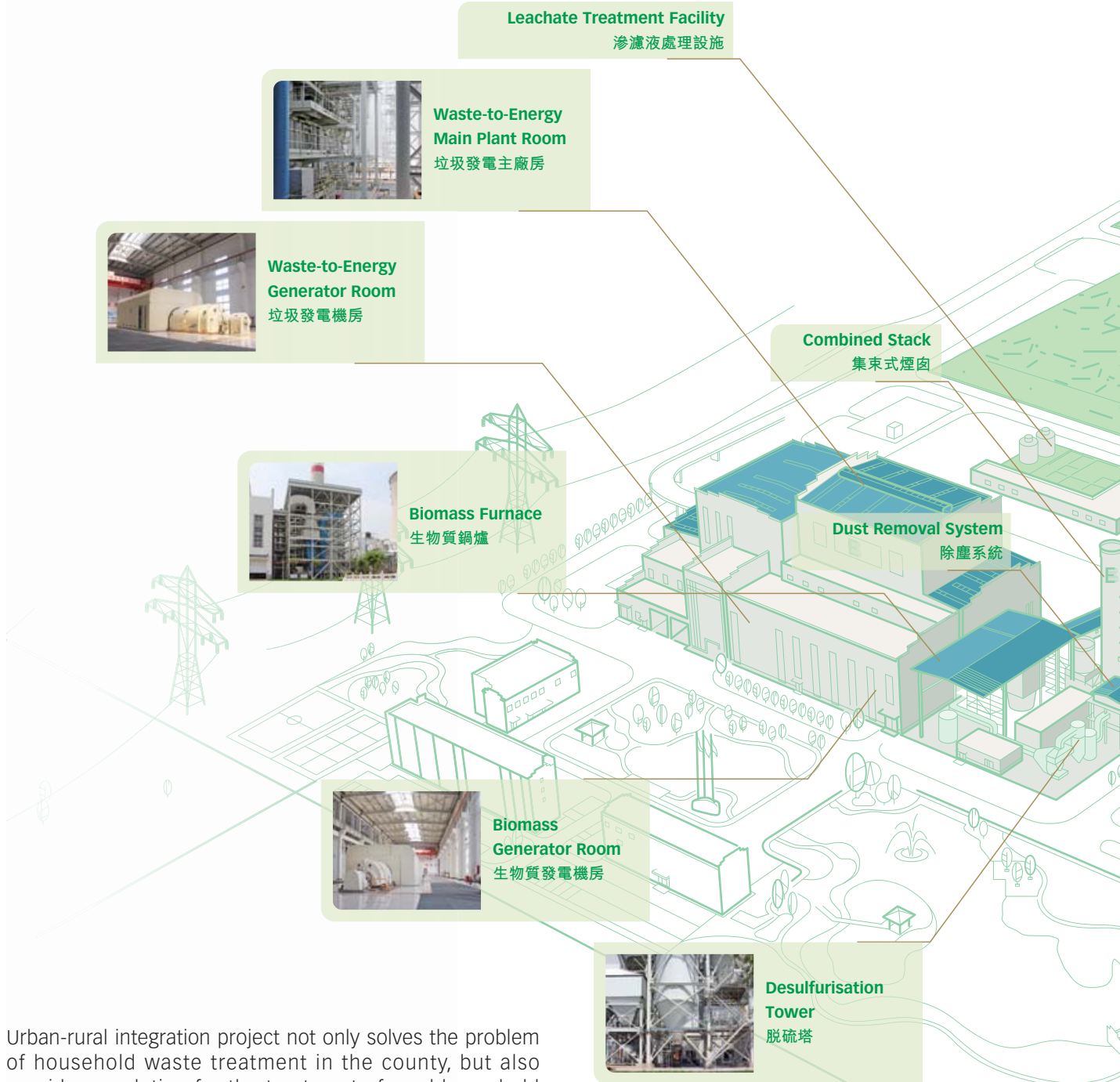
On 22 May 2017, Everbright Greentech's Lingbi Integrated Biomass and Waste-to-Energy Project completed construction and commenced commercial operation. As the first integrated urban and rural waste management project in China completed development in a single construction undertaking, Lingbi Integrated Biomass and Waste-to-Energy Project synergises the processing of agricultural and forestry residues and rural household waste under an innovative business model to maximise the productivity of environmental services while incurring lower development and operating costs as compared with the development and operation of two standalone projects. The completion and commencement of the project has set a precedent for integrated waste treatment in China's urban and rural areas, taking the treatment of local agricultural and forestry residues and rural household waste to the next level in terms of non-hazardous treatment, resource utilisation and integrated processing.

Lingbi Integrated Biomass and Waste-to-Energy Project (Waste-to-energy) Phase I has been developed on a BOO (Build-Operate-Own) basis for a concession of 30 years, with an investment of approximately RMB250 million. It is designed with a daily household waste processing capacity of 400 tonnes and its emissions fully comply with the Euro 2010 standards. The total investment of Lingbi Integrated Biomass and Waste-to-Energy Project (Biomass) was approximately RMB320 million. It has a annual biomass processing designed capacity of approximately 300,000 tonnes and is equipped with a 130 t/h furnace and a 30MW turbine power generator. The project is expected to generate approximately 210,000,000 kWh of electricity per annum.

二零一七年五月二十二日，光大綠色環保旗下的靈璧生物質及垃圾發電一體化項目建成完工，進入商業運營。靈璧生物質及垃圾發電一體化項目是中國首個一次性建設的城鄉垃圾統籌處理項目，以創新的業務模式協同處理農林廢棄物和農村生活垃圾，不但大大提升環境服務產出，更比開發運營兩個單獨項目降低了整體開發和運營成本。此項目的建成投運開創了國內城鄉垃圾統籌處理的先河，為當地開啟了農林廢棄物及農村生活垃圾無害化、資源化、統籌化處理的新階段。

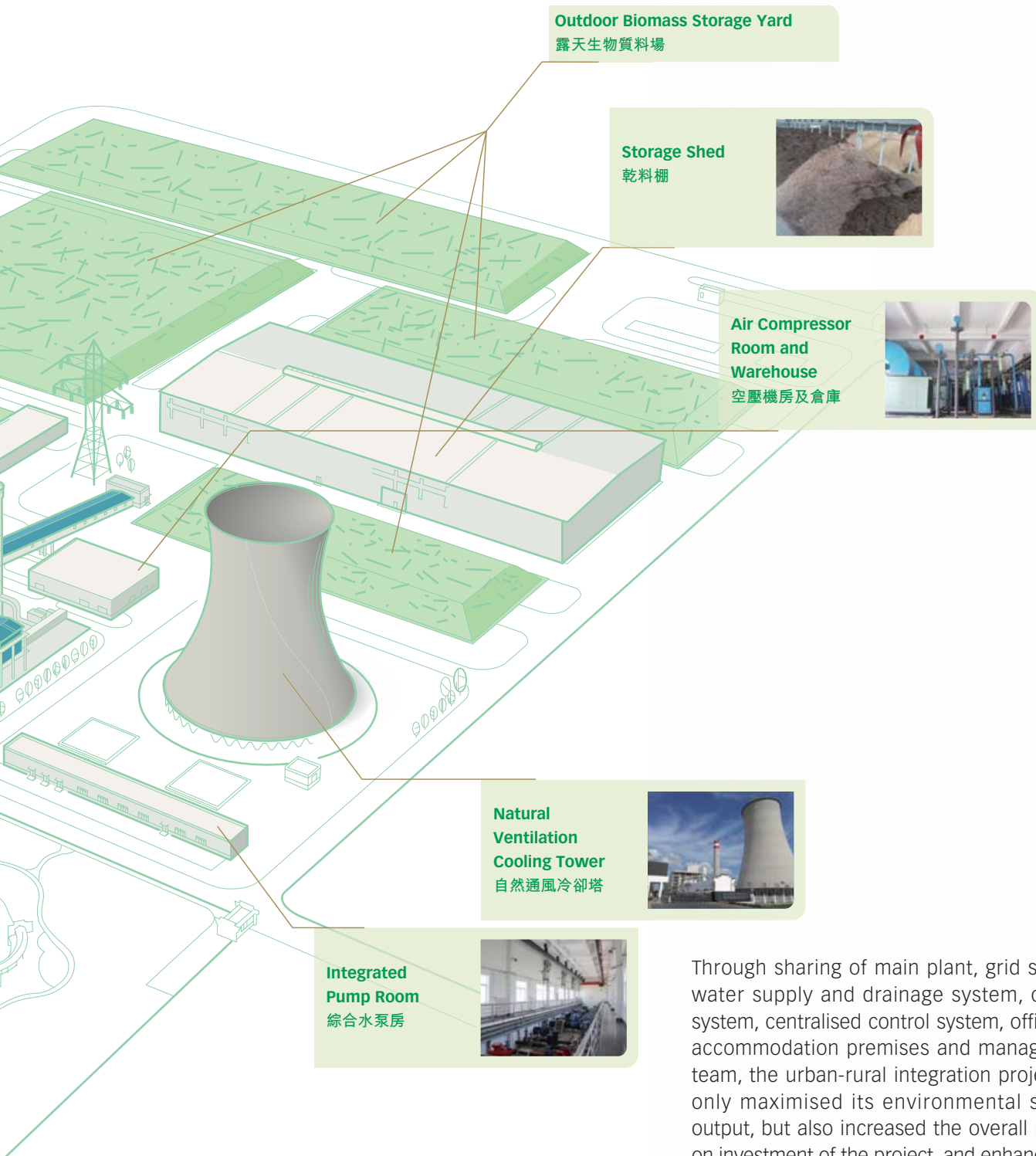
靈璧生物質及垃圾發電一體化項目（垃圾發電）一期投資約人民幣2.5億元，以BOO（建設—運營—擁有）模式投資建設，特許經營期30年，設計規模為日處理生活垃圾400噸，煙氣排放符合歐盟2010標準。靈璧生物質及垃圾發電一體化項目（生物質）投資約人民幣3.2億元，設計規模為年處理生物質約30萬噸；項目配置1台130噸／小時鍋爐和1套30兆瓦汽輪發電機組，年發電量約210,000,000千瓦時。





Urban-rural integration project not only solves the problem of household waste treatment in the county, but also provides a solution for the treatment of rural household waste and completely solves the problem associated with household waste landfilling and leachate contaminating soil and groundwater, and reduces the amount of land needed for waste disposal. At the same time, it greatly changes the current practices of burning straw in open space and reduces smog formation.

城鄉一體化項目不僅可以解決縣城內的生活垃圾問題，還可為農村生活垃圾處理提供出路，徹底解決生活垃圾填埋及滲濾液污染土壤及地下水問題，可節約因填埋垃圾佔用的大量土地，同時極大程度上改變農村露天焚燒秸稈的現狀，減少霧霾的形成。



Through sharing of main plant, grid system, water supply and drainage system, cooling system, centralised control system, office and accommodation premises and management team, the urban-rural integration project not only maximised its environmental service output, but also increased the overall returns on investment of the project, and enhanced the Company's competitiveness.

城鄉一體化項目通過共用主廠房、電網系統、給排水系統、冷卻系統、中控系統、辦公住宿場所及管理團隊等，既能提高環境服務產出，也能增加項目整體投資回報並提升本公司的競爭力。

We devote earnestly to the
environmental friendly industry for

A Better World

致力環保產業，創造美好環境



As a pioneer in the environmental protection industry, Everbright Greentech has always been advancing all operations in persistent adherence to a “Prudent, Proactive and Practical” approach to development, while seeking consistent improvements in management in terms of mentality and systems to further enhance its core competitiveness.

Employees are required to comply with the “Staff Handbook” and the “Code of Conduct” of the Company, which cover subjects such as anti-corruption, anti-bribery, management of conflict of interest, anti-discrimination, data confidentiality and security, etc. To ensure the Company is operating ethically in our businesses, employees’ ethical performance is reflected in their appraisals. Our employees and the public can report potential cases of unethical and dishonest behaviours in writing (by post or by email) to the Chief Executive Officer. The confidentiality of all reporting personnel is strictly protected to ensure that no retaliation will result from the reporting. In 2017, no cases on corruption, fraud, political donation, monopolistic practices and other misconduct were recorded.

In terms of operation, the Company has obtained important licenses and permits, including Electric Power Business License, Hazardous Waste Business License (medical waste), Hazardous Waste Business License (industrial waste), Air Pollutants Discharge License, Water Pollutants Discharge License, etc. We have also obtained all requisite licenses, approvals and permits with respect to the German Ground Solar Energy Project from the relevant government authorities in Germany. Furthermore, we have adopted a series of internal policies and procedures to monitor different aspects of our projects, ranging from the design and construction of facilities to their operation and maintenance. We have also engaged third party experts to test and analyse the environmental impacts of our facilities, so as to achieve greener operations of our projects. All of our facilities are required to pass the environmental protection acceptance inspection and obtain the acceptance certificate in order to commence operation, which ensures a higher standard of our projects. We have also collaborated with the government to facilitate real-time monitoring of air emissions of our facilities. Our diligence and prudence has been a guiding force in the steady growth of our businesses towards national and global prominence.

光 大綠色環保作為環保行業的先行者，始終遵循「穩、進、實」的發展思路推進各項工作，不斷強化管理意識，完善管理制度，進一步提升核心競爭力。

員工需要遵守本公司的《員工手冊》及《員工守則》，內容涵蓋反腐敗、反賄賂、利益衝突處理、反歧視、數據保密與安全等議題，並將員工的道德表現與其績效評估掛鉤，確保本公司的經營符合相關之商業道德。我們的員工及公眾可通過書面形式（郵寄或電郵）向行政總裁舉報潛在的不道德及不誠實行為。所有舉報人員的私隱均會受到嚴密保護，並保證不會由於該舉報引致任何報復。於二零一七年，我們並無關於腐敗、欺詐、政治獻金、壟斷及其他不當行為的違反記錄。

運營方面，本公司已獲得重要牌照及許可證，包括電力業務許可證、危險廢物經營許可證（醫療廢物）、危險廢物經營許可證（工業廢物）、氣體污染物排放許可證、水污染排放許可證等。我們亦已就德國地面光伏發電項目自德國相關機關取得所有必須的牌照、批文及許可證。另外，我們已採納一系列內部政策及程序以監控我們項目設施的設計、建造及運營維護等不同方面，並委聘第三方專家對我們設施的環境影響進行測試及分析，從而確保我們的項目實現綠色運營。我們所有的設施均須通過環保驗收，並且取得環保驗收證明才可以投運，為項目作出更高保障。我們亦與政府攜手合作，讓當地政府實時監測我們設施的氣體排放。我們嚴謹認真的操守一直帶領著各項業務穩步上揚，邁向成為國家乃至世界翹楚的大方向。

To adapt to the general developments of the environmental protection market, the Company has set up three major management centers based on the nature of business, namely clean energy, solid waste and environmental remediation in 2017 in further optimisation of its management structure to leverage its professional management and service capabilities and facilitate sharing of the resources and experiences. Moreover, through the establishment of the ESHS Management System, the Company strives to minimise risks associated with ESHS during project construction and operation. The system comprises management standards to guide procedures such as issues identification, auditing, incident investigation and reporting, work injury treatment and contractor ESHS management. Implementation of the system has not only promoted sustainable development within the Company, but has also extended the outreach of our safety culture and policies to cover our supply chain. In 2017, we further optimised the ESHS Management System by executing the standard operating procedures (“SOP”), formulating emergency plans for accidents, and conducting comprehensive inspections of the system’s implementation to rectify and close out any identified issue. We have also set up a Risk Management Department and Project Risks Review Committee, thereby strictly executing risks management and enhancing its capabilities in risks identification, assessment and decision-making. Benefiting from its improving management capability, the Company has achieved sound operation cost control, stable project operation, compliance in discharge and emission and zero environmental and safety incident during the Reporting Period.

At project company level, each of our projects is assigned with a safety management team led by the general manager and other department heads, in supervising and managing all occupational health and safety issues arising from various stages of the project, and formulating clear work safety guidelines. By providing proper tools and personal protective equipment on site, and conducting regular safety inspections at our plants, the Company maintains a prudent approach in safeguarding our employees and the communities.

為適應環保市場的整體環境和客觀形勢，本公司於二零一七年內進一步優化管理結構，按業務類型的不同設立了清潔能源、固廢和環境修復三大管理中心，充分發揮專業管理及服務能力，促進資源和經驗分享。此外，透過 ESHS 管理體系的構建，本公司務求將項目建設和運營期的 ESHS 的風險降至最低。該體系包括議題識別、審核、事故調查及匯報、工傷處理、承包商 ESHS 管理方面等指導程序的管理標準，不僅促進公司內部的可持續發展，更將安全文化和政策延伸到我們的供應鏈中。二零一七年，我們繼續完善 ESHS 管理體系，貫徹執行「標準作業程式」（「SOP」）、制定了事故應急預案並對具體執行情況開展了全面檢查活動，針對發現的問題實現整改閉環。我們亦於年內成立了風險管理部和項目風險評審委員會，嚴格執行風險管理制度，強化了風險識別、評估和決策能力。得益於本公司管理能力的不斷提升，於報告期內，本公司運營成本控制良好，各項目穩定運行、達標排放，保持了環境及安全事故零記錄。

在項目公司層面，我們每一個項目均設有安全管理團隊，以總經理和其他部門主管為首負責監督和管理項目各個階段的職業健康和 safety 事項，並製定了清晰的安全生產指示。透過在項目現場提供適當的工具和個人保護裝備，以及為廠房進行定期的安全檢查，本公司以嚴謹的態度為我們的員工及社區作出最大的保障。

Corporate Governance

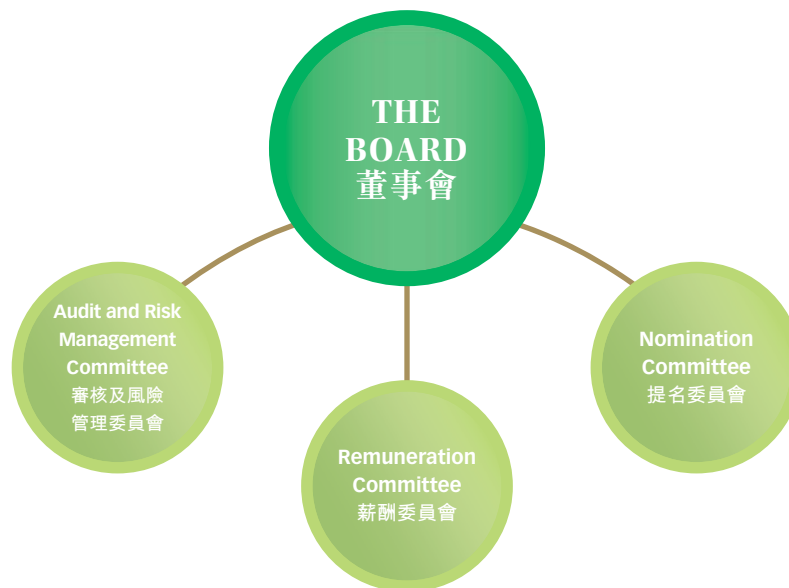
The Company believes that maintaining sound and high standards of corporate governance is not only crucial to the protection of shareholders' interests, but will also enhance the Company in terms of corporate value, accountability and transparency. The Company strives to be "People-Oriented, Pragmatic, Creative and Standardised in Management" in its management philosophy, and seeks to strengthen internal control, risk prevention and management through the implementation of relevant rules and regulations.

The Board has adopted the Corporate Governance Code (the "CG Code") set out in Appendix 14 to the Rules Governing the Listing of Securities on The Stock Exchange as the code for corporate governance practices of the Company. The Company has been in full compliance with the code provisions of the CG Code since the listing of its shares on the Main Board of the Stock Exchange on 8 May 2017.

企業管治

本公司相信維持穩健及高水平企業管治，不單能保障股東的權益，更能提升企業價值及加強本公司的問責性和透明度。本公司奉行「以人為本、求真務實、開拓創新、規範管理」的管理理念，及透過規章制度以強化內部監控、風險防範與管理。

董事會已採納聯交所證券上市規則附錄十四所載的「企業管治守則」，作為本公司的企業管治常規守則。自股份於二零一七年五月八日於聯交所主板上市，本公司一直全面遵守企業管治守則所載守之則條文。



The Board

The Board is responsible for formulating business policies and strategies, directing and supervising the Company's management, adopting and monitoring internal business and management control, approving and monitoring annual budgets and business plans, reviewing operational and financial performance, as well as reviewing and monitoring the Company's systems of internal control and risk management. The Board is responsible for making decisions in the best interest of the Company and maximising the financial performance of the Company.

董事會

董事會負責制定業務政策及策略、引導及監督本公司管理層、採納及監控內部業務及管理控制、審批及監控年度預算及業務規劃、檢討營運及財務表現、檢討及監控本公司內部監控及風險管理系統，同時負責以本公司最佳利益作出決策及改善本公司財務表現。

The Board currently comprises 3 executive directors, 3 non-executive directors and 3 independent non-executive directors. Non-executive Directors accounting for a reasonable ratio have been appointed to provide independent views and advice on issues relating to the business operation, strategy and development, financial performance and conflict of interest for effective protection of Shareholders' interests. In keeping with the international trend of promoting board diversity, we have appointed our first female director. The respective duties of the Chairman and the Chief Executive Officer are clearly defined and the positions are held by separate individuals to ensure checks and balances and enhance the independence and accountability of the respective roles.

The following committees established under the Board are instrumental to the Company's sound corporate governance:

Audit and Risk Management Committee

The Audit and Risk Management Committee currently comprises 3 independent non-executive directors. The Committee is primarily responsible for, among others, providing an independent review of the effectiveness of financial reporting process, risk management and internal control systems of the Company, overseeing the audit process, reviewing the completeness, accuracy, clarity and fairness of the Company's financial statements, considering the scope, approach and nature of both internal and external audits and reviewing and monitoring connected transactions, etc. The terms of reference of the Audit and Risk Management Committee have been published on the respective websites of the Stock Exchange and the Company.

董事會現由三位執行董事、三位非執行董事及三位獨立非執行董事組成。非執行董事的比例合宜，為本公司提出與業務運營、發展策略、業績表現和利益衝突相關的獨立意見及觀點，有效保障股東的利益。為配合董事會多元化之國際趨勢，本公司已委任第一名女性董事。董事會主席和行政總裁的職責均有明確界定，並由不同人士擔任，以確保權力和授權平衡有效，同時加強彼等之獨立性及問責性。

本公司的良好管治有賴於董事會轄下之委員會：

審核及風險管理委員會

審核及風險管理委員會現由三位獨立非執行董事組成，其主要職責包括獨立檢討本公司財務申報流程、風險管理及內部監控系統是否行之有效、監管審核流程、審視公司財務報表是否完整、準確、清晰及公平、考慮內外部審核的範圍、方法及性質以及審閱及監控關連交易等。有關審核及風險管理委員會的職權範圍已分別列載於聯交所及本公司的網站內。

Remuneration Committee

The Remuneration Committee currently comprises 3 independent non-executive directors and 1 executive director. The duties of the Remuneration Committee, including but not limited to the determination of remuneration packages for the individual executive directors and senior management based on their duties, are set out in the terms of reference of the Remuneration Committee, which have been published on the respective websites of the Stock Exchange and the Company.

Indicator	指標	2017 二零一七年
Total remuneration of the highest-paid individual (HK\$)	最高薪人士的薪酬總額 (港幣元)	4,302,000
The median of the total remuneration of all employees (excluding the highest-paid individual) (HK\$)	全體員工 (不包括最高薪人士) 薪酬總額的中位數 (港幣元)	85,581

Indicator	指標	Ratio in 2017 二零一七年的比例
Ratio of the total remuneration of the highest-paid individual to the median total remuneration of all employees (excluding the highest-paid individual)	最高薪人士的薪酬總額與全體員工 (不包括最高薪人士) 薪酬總額的中位數的比例	45.23:1
Ratio of the annual percentage increase in total remuneration of the highest-paid individual to the median percentage increase in annual total remuneration of all employees (excluding the highest-paid individual)	最高薪人士薪酬總額的年度百分比增長與全體員工 (不包括最高薪人士) 薪酬總額中位數的年度百分比增長的比例	1.40:1

For details of the determination of remuneration and the Directors' remuneration information, please refer to the Company's Annual Report 2017.

Nomination committee

The Nomination Committee currently comprises the Chairman of the Board and 3 independent non-executive directors. Its primary responsibilities include, among others, reviewing the structure, size and composition (including the skills, knowledge and experience) of the Board and making recommendations on any proposed changes to the Board to complement the Company's corporate strategy; considering the need for identifying suitable persons to become directors and made recommendations to the Board on the selection of individuals nominated for directorships. The terms of reference of the Nomination Committee have been published on the respective websites of the Stock Exchange and the Company.

薪酬委員會

薪酬委員會現由三位獨立非執行董事及一位執行董事組成。薪酬委員會的職權範圍已分別登載於聯交所及本公司網站內，當中載列，但不限於，薪酬委員會的職務，包括因應獲委派的職責，釐定個別執行董事及高級管理人員的薪酬待遇等。

有關薪酬釐定的詳情及各董事的薪酬資料，可參閱本公司的《二零一七年年報》。

提名委員會

提名委員會現由董事會主席及三位獨立非執行董事組成，其主要職責包括檢討董事會架構、規模及組成（包括技能、知識及經驗），並就任何建議變動向董事會提出推薦建議，藉以配合本公司的企業策略；考慮物色適當人選擔任董事的需要，並就甄選獲提名擔任董事職位的人選向董事會提出推薦建議。提名委員會的職權範圍已分別列載於聯交所及本公司的網站內。

In addition to the support from professional functional departments, the Company also invites external consultants to provide regular trainings and latest information on trending issues (e.g. regulatory updates, economic, environmental and social affairs risk management, etc.) to the Board members, with a view to ongoing improvements in the skills of Directors to provide leadership over tasks relating to sustainable development. The Company's sustainability issues are reviewed by the Board on a regular basis and the annual sustainability report is reviewed and approved at the Board meeting.

For further information about our corporate governance and the Board, including details of the board members, performance evaluation mechanisms, elections and remunerations, etc., please refer to Everbright Greentech's Annual Report 2017. An online version is also available on our website <https://www.ebgreentech.com/en/ir/reports.php>.

Our Supply Chain

In order to strengthen strategic management of its supply chain, Everbright Greentech conducts cost analysis on our suppliers on an annual basis. In 2017, purchases from the largest supplier accounted for 5% of the total amount of our purchases, while purchases from the top five suppliers in aggregate accounted for 18%. As at 31 December 2017, the Company had 789 suppliers in total, all of which were located in Mainland China. The principal services provided by these suppliers include equipment fitting, installation and construction. Given the extensive business presence of the Company across China with some of its projects being located in developing areas, preference is given to suppliers in the same province with a view to supporting and facilitating local economic development. In addition, we outsourced services such as environmental monitoring, equipment maintenance, cleaning, security, etc., involving 830 workers.

除了得到專業的職能部門之輔助，為持續提升董事們在領導可持續發展工作方面的能力，本公司定期邀請外部顧問為董事提供若干熱門課題（如最新法規、經濟、環保、社會事務及風險管理等）的培訓及最新資料。董事會更會定期檢視本公司的可持續發展議題，並於會議上審批每年的可持續發展報告。


有關我們的企業管治和董事會的其他資料，包括董事會的詳細成員資料、績效評估機制、選舉及報酬等，請參閱光大綠色環保《二零一七年年報》，亦可透過我們的網站<https://www.ebgreentech.com/tc/ir/reports.php>在線瀏覽。

我們的供應鏈

為加強策略性的供應鏈管理，光大綠色環保每年會對供應鏈進行費用分析，其中二零一七年度最大供應商的採購額為5%，五大供應商合計18%。截至二零一七年十二月三十一日，本公司共有789個供應商，均位於中國大陸，主要服務包括設備配置、安裝及工程建設。由於本公司的業務遍佈全國各地，部分項目更處於發展中地區，我們優先選用位於同省份的供應商以扶持和促進當地經濟發展。另外，本年度的外判服務包括環境監測、設備維修、清潔和保安等，涉及830名外判工人。

Number of Outsourced Service Workers in 2017

二零一七年外判服務工人數目



With a strong emphasis on supply chain management, Everbright Greentech has endeavoured to establish a positive corporate image in a joint effort with our business partners. We have established a fair and transparent procedure for selecting and managing suppliers to minimise risks relating to sustainable development in the supply chain. The Company has adopted the "Supplier Management Measures" which categorise its existing suppliers into four classes, A to D, through an ongoing assessment exercise based on their professional standards, financial status and compliance records. Class D suppliers that fail to provide evidence that it is capable of fulfilling the requirements of the Company will be removed from the list. In addition, suppliers' management at Everbright Greentech is further safeguarded by the "Tender Management Measures" and the "Management Measures for Appraisal Expert Database of Project Construction Procurement" which have been in force for some years, the "Contractor ESHS Management Standard" which has been implemented since last year, and the "Supplier Code of Conduct" was introduced in 2017.

The "Contractor ESHS Management Standard" aims to manage contractors' qualifications, construction operations, post-assessments, etc., to reduce and control the risk derived from the contracted work process. We exercise stringent management over the operation of contractors upon entry by requiring contractors to conduct ESHS training and assessment, and prepare the ESHS work plan and provide training on safety usage of equipment to workers before commencing the construction work. In the prequalification of contractors, the Company also requires contractors to complete the "Contractors ESHS Questionnaire" and provide relevant ESHS information for evaluation, with the aim of ensuring sustainability throughout the supply chain. The "Supplier Code of Conduct" encourages suppliers to fulfill and jointly improve the sustainability performance of the supply chain. The code covers a wide range of matters with a strong emphasis on the implementation of fair and sustainable business models, while calling for ceaseless efforts to minimise negative environmental impacts during operation and contribute to social welfare.

光大綠色環保對供應鏈管理尤為重視，故此一直致力與業務夥伴攜手建立正面的企業形象，並對供應商的選擇和管理訂立了透明和公正的守則，務求將供應鏈中的可持續發展風險減至最低。本公司採用《供應商管理辦法》，主要以進行可持續評估的方式將現有合作的供應單位劃分成A到D四個等級。其評估準則包括供應商的專業水平、財務狀況及合規記錄等，而等級D的供應商若未能證明能夠達到本公司的要求，則不會被繼續錄用。除此以外，我們所落實的《招標管理辦法》、《工程建設採購評審專家庫管理辦法》等一貫的系統，以及去年推行的《承包商ESHS管理標準》，加上二零一七年度新增設立的《供應商行為準則》均為光大綠色環保的供應商管理做好把關。

《承包商ESHS管理標準》旨在對承包商的資質、施工作業、後期評估等方面進行管理，以降低和控制工作外包過程中產生的風險。我們嚴謹管理承包商進場時的運作，故此要求承包商進行ESHS培訓及考核，並在施工作業前編寫ESHS作業計劃書，以及對施工人員進行設施設備的安全使用培訓。在承包商的資質預審上，本公司亦要求承包商需填寫「承包商ESHS問卷調查表」，並提供相關ESHS資料作評審以篩選合格的承包商名單，務求將可持續落實至整條生產鏈。《供應商行為準則》則鼓勵供應商履行並共同提高供應鏈的可持續發展績效。準則內容所涵蓋的方向全面，不但重視公平和可持續的業務模式，更積極推動減少運營環境的負面影響及改善社會福利。

We forge onwards and upwards building a bright future
for our Stakeholders

奮發向前，穩步上揚，為持份者締造良好未來



Voices of Stakeholders

To understand the concerns of each stakeholder group, we have invited an independent consultant to conduct a stakeholder engagement survey with our stakeholders from seven different sectors to express their views on our sustainability performance. The key findings of the survey are summarised as follows:

持份者心聲

為了解每個持份者組別的關注，我們邀請了獨立顧問進行持份者參與問卷調查，讓來自七個不同界別的持份者就我們可持續發展方面的表現表達意見。調查的主要結果總結如下：

Stakeholders' rating for the sustainable development performance of Everbright Greentech in 2017:

持份者對光大綠色環保二零一七年可持續發展表現的評分：

9.1/10
10分為滿分



Is the engagement of Everbright Greentech with its stakeholders adequate?

光大綠色環保與持份者的聯繫是否足夠？

100%
Adequate
足夠

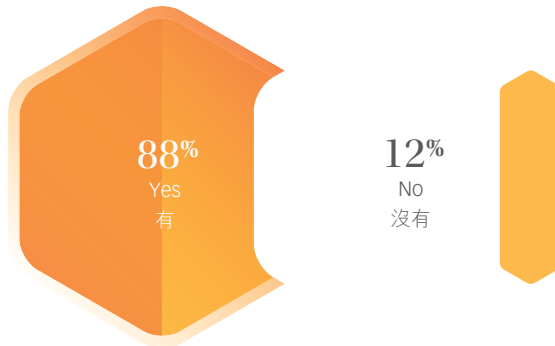


Are the stakeholders aware of Everbright Greentech's international business?

持份者有否留意光大綠色環保的海外業務？

88%
Yes
有

12%
No
沒有





Stakeholder Groups 持份者組別	Channels of Engagement or Communication 參與或溝通途徑	Frequency or Time of Engagement 參與的頻率或時間	Issues of Highest Concern 持份者最關注的事項
Investors/ shareholders 投資者/股東	Annual/extraordinary general meeting 週年/特別股東大會 Press release/announcement 新聞稿/公告 Interim report/annual report 中期報告/年報 Non-deal roadshow 非交易性路演 Circular/meeting 通函/會議	Year-end/ad-hoc 年末/不定期 Regularly published on the Company's website/ad-hoc 定期於公司網站發佈/不定期 Interim/year-end 年中/年末 Regularly/ad-hoc 定期/不定期 Regularly/ad-hoc 定期/不定期	<ul style="list-style-type: none"> Economic performance 經濟績效 Indirect economic impacts 間接經濟影響 Environmental compliance 環保合規
Employees (Domestic business) 員工(國內業務)	Work meeting/project meeting 工作會議/專題會議 Interim/year-end performance review meeting 年中/年末表現評估會議 Everbright publication 光大刊物 Charity 公益活動 Face-to-face meeting 當面會談 CEO mailbox/email 行政總裁郵箱/電郵	Regularly 定期 Interim/year-end 年中/年末 Monthly (submission) 每月定期(投稿) Ad-hoc 不定期 Depending on the needs of employees 根據員工需要 Depending on the needs of employees 根據員工需要	<ul style="list-style-type: none"> Economic performance 經濟績效 System efficiency 系統效率 Occupational health and safety 職業健康與安全
Employees (Overseas business) 員工(海外業務)	Tele-conference 電話會議 Email 電郵聯繫	Depending on the needs of employees 根據員工需要 Depending on the needs of employees 根據員工需要	<ul style="list-style-type: none"> Market presence 市場地位 Employee welfares 員工福利 Diversity and equal opportunity 多元化及機會平等
Government 政府	Progress report 進度報告 Site visit 現場考察 Meeting 會議 WeChat and QQ 微信及QQ Phone or email 電話或電郵聯繫	Weekly/monthly/quarterly 每週/月/季度 Ad-hoc 不定期 Weekly/monthly/quarterly 每週/月/季度 Ad-hoc (depending on the needs of Government) 不定期(根據政府需要) Weekly/monthly/quarterly 每週/月/季度	<ul style="list-style-type: none"> Environmental compliance 環保合規 Occupational health and safety 職業健康與安全 Local community 當地社區



Stakeholder Groups 持份者組別	Channels of Engagement or Communication 參與或溝通途徑	Frequency or Time of Engagement 參與的頻率或時間	Issues of Highest Concern 持份者最關注的事項
Business partners/ suppliers 商業夥伴/供應商	Procurement tender meeting 採購招標會 Phone interview 電話訪談 Questionnaire 調查問卷 WeChat and QQ 微信及QQ	Ad-hoc 不定期 Ad-hoc 不定期 Depending on needs 根據需要 Depending on the needs of business partners 根據業務夥伴需要	<ul style="list-style-type: none"> Occupational health and safety 職業健康與安全 Economic performance 經濟績效 Procurement practices 採購行為
Local communities 當地社區	Project visit 項目參觀 Survey 意見調查 Public hearing 公聽會	Before operation/ad-hoc 工程施工前/不定期 Before operation/ad-hoc 工程施工前/不定期 Before operation/depending on needs 工程施工前/根據需要	<ul style="list-style-type: none"> Waste water and waste management 污水及廢棄物處理 Occupational health and safety 職業健康與安全 Operational human rights assessment 運營人權評估
Media 媒體	Project visit 項目參觀 Press release 新聞稿 Management interview 管理層採訪	Ad-hoc 不定期 Regularly published on the Company website/ad-hoc 定期於公司網站發布/不定期 Regularly/depending on the needs of media 定期/根據媒體需要	<ul style="list-style-type: none"> Anti-corruption 反貪污 Environmental compliance 環保合規 Environmental education 環保教育
Investment analysts 投資分析員	Project visit 項目參觀 Meeting 會議 Press release/announcement 新聞稿/公告 Interim report/annual report 中期報告/年報	Regularly/ad-hoc 定期/不定期 Quarterly 季度 Regularly/ad-hoc 定期/不定期 Interim/year-end 年中/年末	<ul style="list-style-type: none"> Economic performance 經濟績效 System efficiency 系統效率 Research and development 科研及開發




Investors
投資者

"We have always been able to reach consensus with Everbright Greentech's management and its capable teams. They are intelligent and determined, and they engage with us in a friendly and sincere manner. All management officers would address our queries proactively during our site visits and follow up with the provision of further information via email afterwards. Everbright Greentech's shareholders are treated with respect by the Company and we have been extremely happy with the experience of communicating with them."

「我們總能與光大綠色環保的主要領導及其能幹的團隊達成共識。他們精明能幹、雄心勃勃、並且很友好。每當我們實地觀察後，每位領導都會積極地解答我們的疑問及以電郵方式提供進一步的資料。光大綠色環保的股東備受公司尊重，我們對其一直以來的互動感到滿意。」

"The success of Everbright Greentech's business model is the very definition of sustainable development."

「光大綠色環保的商業模式充分體現了可持續發展。」



"Being part of the Company and as a front-line staff, I can readily testify the Company's commitment and achievement in environmental protection and sustainable development."

「作為公司的一分子及作為著手於一線工作的員工，我切實感受到公司為環境保護，為可持續發展所作出的努力和成果。」

"We are connected with Everbright Greentech via different means of communication, such as conference, telephone, email, WeChat and face-to-face meeting. Members of Everbright Greentech's management team are amiable persons who talk to staff from time to time to understand their work, life and thoughts and ensure the well-being of teams and individuals."

「光大綠色環保與我們的主要溝通渠道為會議、電話、電郵、微信及當面匯報；光大綠色環保的管理團隊多為平易近人，時常與下屬溝通工作、生活、心態等問題，使公司團隊和個人都保持著良好的狀態。」



Employees
員工

"Everbright Greentech's development has noticeably driven the economic growth of local villages in the vicinity and brought about improvements in livelihood for all villagers. It is a company that operates with integrity."

「光大綠色環保的發展對周邊農村的經濟有明顯的帶動作用，也改善了大家的生活環境。這是一家態度真誠的公司。」



Villagers
村民



Materiality Assessment

To identify significant sustainability risks and opportunities of Everbright Greentech, we conduct a comprehensive materiality assessment on an annual basis. This assessment guides the prioritisation of topics identified during the stakeholder engagement process and helps us determine the economic, environmental and social issues that are of most concern to the Company and its stakeholders, so that we could make corresponding adjustments to allocate resource and enhance critical clarity in the reporting and communications of the sustainability report.

The major steps of our materiality assessment this year are summarised as follows:

實質性評估

為辨別光大綠色環保的重大可持續發展風險及機遇，我們每年均會進行一次全面的實質性評估。評估將對從持份者參與過程中識別出來的議題進行優先排序，確定本公司及持份者最為關切的經濟、環境和社會議題，從而調整資源投放，並使可持續發展的報告和通訊更具針對性。

本年度實質性評估的主要步驟總結如下：

List of Sustainability Issues

可持續發展議題列表



Stage 1 第一階段

Identification of sustainability issues most relevant to Everbright Greentech

識別與光大綠色環保最相關的可持續發展議題

The identification of material topics was carried out by our independent sustainability consultant. A list of over 25 significant issues was compiled from the evaluation of Everbright Greentech's major impacts on economic, environmental, labour, human rights and other social issues in terms of sustainability. These key topics were determined from extensive sources of information, including the indicators of GRI Standards, opinions from the stakeholders, Everbright Greentech's policies and management strategies, internal publications, media reports, etc.

實質性議題的識別經由本公司的獨立可持續發展顧問進行。評估收集了超過25個光大綠色環保於經濟、環境、勞工、人權及其他社會事項的重大可持續發展議題。這些關鍵議題乃透過廣泛資料來源所得，其中包括GRI指標、持份者的意見、公司政策及管理策略、內部刊物及媒體報導等。

Stage 2 第二階段

Establishment of Materiality Matrix and Prioritisation of Material Topics

制定實質性矩陣、識別實質性議題的優先次序

A third-party stakeholder engagement survey was conducted by our independent sustainability consultant to obtain the order of priority of the material topics identified in Stage 1 from 7 key stakeholder groups. The findings were summarised and analysed by the consultant as a materiality matrix based on two parameters: perceived importance to the stakeholders and impacts significant to Everbright Greentech. The top 10 prioritised material topics perceived by both the stakeholders and the Company as having the highest importance form the focus of disclosure of this Report.

我們的獨立可持續發展顧問對七個重點持份者組別進行第三方持份者參與調查，依據調查結果為第一階段識別的實質性議題作優先排序。顧問隨即根據持份者對議題的取向和議題對光大綠色環保的重要性兩個參數，對這些議題作出統計及分析，並將議題以矩陣表達。前十個於持份者和公司層面最為重要的議題即為本報告的披露重點。

Stage 3 第三階段

Validation of Material Topics

驗證實質性議題

The 10 prioritised material topics and boundaries were validated by Everbright Greentech's senior management to ensure the rationality, balance and completeness of the Report. Following this process, our independent sustainability consultant reframed the material topics into GRI Standard Disclosures for ease of reporting. The established systematic data collection and monitoring mechanisms managed by our specialists in the Operation Management Department ensures that all project companies provide accurate and comprehensive data on a regular basis.

光大綠色環保的高級管理人員對這10個經優先排序的重大議題及其邊界作驗證，以確保報告的合理性、平衡性及完整性。隨後，我們的獨立可持續發展顧問將實質性議題轉換為GRI標準披露，方便報告之用。公司運營管理部的專員透過系統式的數據收集和監測機制，確保所有項目公司定期提供準確、全面的可持續發展數據。

Stage 4 第四階段

Materiality Review

檢視實質性

Prior to the preparation of the Report, stakeholders' opinions on Everbright Greentech's sustainability performance in 2017 were collected through the stakeholder engagement survey. The materiality review facilitates a more comprehensive engagement of the stakeholders in the Company's disclosure process of sustainable developments, and is also beneficial for the Company in confirming and observing the material topics, so as to set up meaningful sustainable development targets.

在準備本報告之前，持份者通過第三方持份者參與調查表達了他們對光大綠色環保於二零一七年度可持續發展表現的意見。實質性檢視有助持份者更全面參與可持續發展的披露過程中，同時有利於公司實踐長遠的可持續發展目標。

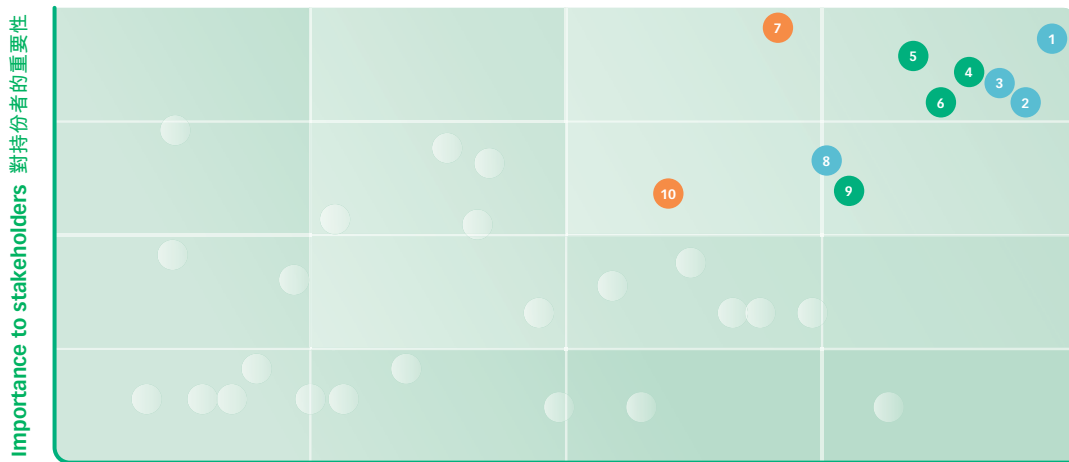


Materiality Matrix

The below 10 material topics can be transferred as the disclosure standard of GRI. The Report will relate to those disclosure standards in reporting the sustainability performances of the Company's controlled and operating projects during the Reporting Period, including integrated biomass utilisation, hazardous waste treatment and solar energy and wind power projects.

實質性議題矩陣

下列十個經排序的實質性議題可被轉換成GRI的標準披露。本報告將圍繞這些標準披露，匯報本集團擁有運營控制權並於報告期間運營中的生物質綜合利用、危廢處置及光伏發電及風電項目的可持續發展表現。



Significance of Economic, Environmental and Social Impacts 對經濟、環境及社會的顯著性

Economic 經濟	Environmental 環境	Social 社會
1 Economic Performance 經濟績效	4 Environmental Compliance 環保合規	7 Occupational Health and Safety 職業健康與安全
2 Market Presence 市場地位	5 Effluents and Waste 污水及廢棄物	10 Employment 僱傭
3 System Efficiency 系統效率	6 Emissions 排放	
8 Research and Development 科研及開發	9 Materials 物料	



Top 10 Material Topics of Everbright Greentech

光大綠色環保的十大重大議題

GRI Standard Disclosure
GRI標準披露

Impact and Boundaries
影響及範圍

		Within Everbright Greentech 光大綠色環保內部		Outside Everbright Greentech 光大綠色環保外部				
		Investors/ Shareholders 投資者/股東	Employees 員工	Government 政府	Villagers/ Local Communities 村民/當地社區	Business Partners/ Suppliers 業務夥伴/ 供應商	Investment Analysts 投資分析員	Media 媒體
1	Economic Performance 經濟績效	✓	✓	✓	✓	✓	✓	✓
2	Market Presence 市場地位	✓	✓	✓	✓	✓	✓	✓
3	System Efficiency 系統效率	✓	✓	✓	✓	✓	✓	✓
4	Environmental Compliance 環保合規	✓	✓	✓	✓	✓	✓	✓
5	Effluents and Waste 污水及廢棄物	✓	✓	✓	✓	✓	✓	
6	Emissions 排放	✓	✓	✓	✓	✓	✓	
7	Occupational Health and Safety 職業健康與安全	✓	✓	✓	✓			
8	Research and Development 科研及開發	✓	✓	✓			✓	✓
9	Materials 物料	✓	✓	✓			✓	
10	Employment 僱傭	✓	✓					

- Economic 經濟
- Environmental 環境
- Social 社會

We commit to the protection of
clear water and blue sky to move towards

A Greener Lifestyle

呵護碧水藍天，共建美好生活環境



In 2017, the Chinese government raised the development of ecological civilisation to an unprecedented level of importance. With green and low carbon development becoming the mainstream of global socio-economic development, there has been a consistent rise in the demand for environmental enhancement. To complement unparalleled government support of ecological protection and management across the board from the central authorities to local administrations, Everbright Greentech has included risks related to climate change as part of its environmental and social risks with the aim of improving our internal risk reporting and controlling system. The utilisation of biomass raw materials as an alternative energy source replacing coal by our environmental projects complemented by environmentally friendly operational strategies is in perfect accordance with the objective of low carbon development of the United Nations Framework Convention on Climate Change (“UNFCCC”), of which China is a signatory.

Our integrated biomass utilisation business converts biomass raw materials such as agricultural and forestry residues into electricity and heat. By avoiding open burning of biomass raw materials, the process helps alleviate the escalating air pollution and smog problem in China. As at 31 December 2017, the Company’s integrated biomass utilisation projects have reached an aggregate power generation designed capacity of 992 MW, an aggregate biomass processing designed capacity of 8,449,800 tonnes per annum, with an annual growth of approximately 36% and 33% respectively. We also actively engaged in the development of renewable energy projects such as solar energy and wind power, providing electricity support to local regions with an aggregate power generation capacity of 125.88MW. The aforementioned diversified power generation portfolio supplied approximately 1,667,503,000 kWh of on-grid green electricity this year, which is equivalent to the annual electricity consumption of 1,389,419 households with reduction in standard coal consumption by 666,921 tonnes. In addition to the substantial increase in green electricity supply of about 87% compared with 2016, 1,317,327 tonnes of carbon dioxide equivalent emissions was avoided during the Reporting Period, that is 216,532,857 trees being preserved.

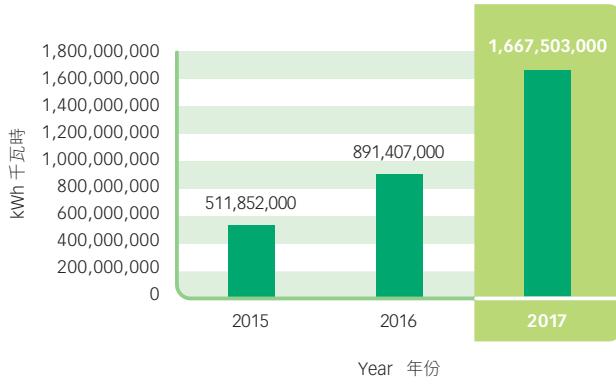


中國政府在二零一七年將生態文明建設提到了前所未有的高度，而綠色、低碳發展已經成為全社會經濟發展的主流，對環境整治的需求持續升溫。為配合國家從中央到地方對生態環境保護治理政策空前的支持力度，光大綠色環保亦將與氣候變化相關的風險納入為環境和社會風險之一，從而完善我們的內部風險報告和控制體系。本公司的環保項目使用生物質原材料作為煤炭的替代能源，配以符合環保原則的運營策略，正與國家作為《聯合國氣候變化框架公約》的締約國之一的低碳發展方向契合。

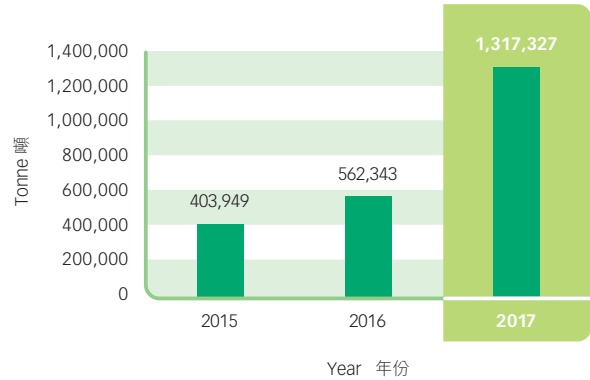
我們的生物質綜合利用業務將農業和林业廢棄物等生物質原材料轉換為電力和熱能，避免中國各地露天焚燒生物質原材料，從而協助減輕中國日益加劇的空氣污染及霧霾問題。截至二零一七年十二月三十一日，本公司旗下的生物質綜合利用項目總設計發電裝機容量達992兆瓦，生物質總設計處理能力達每年8,449,800噸，年度增長分別約達36%及33%。我們亦積極開拓光伏發電及風電等可再生能源項目，合共發電裝機容量為125.88兆瓦，為地區提供電力支援。以上多元的發電組於本年內合共供應綠色上網電量約1,667,503,000千瓦時，能滿足相等於1,389,419戶家庭一年所需的電量及節約標準煤666,921噸。綠色上網電量除了較二零一六年大幅上升約87%外，更於報告期間合共避免了二氧化碳當量排放1,317,327噸，相等於保存樹木216,532,857株。



On-Grid Green Electricity Supplied⁽¹⁾
綠色上網電量⁽¹⁾



Carbon Dioxide Equivalent Emissions Avoided⁽²⁾
二氧化碳當量減排量⁽²⁾



Notes:

- (1) Figures are rounded to the nearest thousand
- (2) Figures are rounded to the nearest integer

附註：

- (1) 數字調整至最接近的千位數表示
- (2) 數字調整至最接近的整數表示

During the year, the Company continued to lower the greenhouse gas (“GHG”) emissions of its operating projects by using low-carbon energy sources and adopting measures to reduce fugitive emissions. We used the GHG emissions calculation methodology of the Clean Development Mechanism (“CDM”) under the UNFCCC to estimate the GHG emissions of all of our integrated biomass utilisation projects in operation in an accurate manner. The CDM calculation methodologies take into account project details such as CO₂ emissions from fossil fuel combustion, fossil carbon fraction of biomass/household waste, methane generated from anaerobic digestion of leachate, fuel consumed for the transportation of biomass raw materials, etc. Our disclosure of the types, quantity and scopes of GHG emissions under CDM, provides comprehensive and reliable GHG emissions data to our stakeholders. During the Reporting Period, the Company did not have any exceedance in emissions, nor was it subject to any fines or charges. This is attributable to the rigorous standards we applied in our operations.

本公司於年內繼續透過採納低碳能源及逸散性氣體削減措施以降低項目運營中的溫室氣體排放，並使用了《聯合國氣候變化框架公約》中清潔發展機制（「CDM」）的溫室氣體排放計算方法，以準確估算所有運營中生物質綜合利用項目的溫室氣體排放量。CDM的計算方法涵蓋了化石燃料燃燒所產生的二氧化碳排放、生物質／生活垃圾內的化石碳、滲濾液經厭氧消化產生的甲烷、運送生物質原材料所消耗的燃料等項目細節。我們的披露工作在溫室氣體的排放種類、排放量和範疇三個層面為持份者帶來了全面及可靠的數據。本公司於報告期內沒有發生超標排放、被罰款或控告的事件，可見我們律己以嚴並實踐高規格運營的果效。

GHG Emissions in 2017 (tonne CO₂ equivalent)

二零一七年的溫室氣體排放量（噸二氧化碳當量）

Scope 1 (Direct Emissions) 範疇一 (直接排放)		Scope 2 (Energy Indirect Emissions) 範疇二 (能源引致的間接排放)		Scope 3 (Other Indirect Emissions) 範疇三 (其他間接排放)		Total GHG Emissions 溫室氣體 總排放量
Main Sources 主要來源	Emission 排放量	Main Sources 主要來源	Emission 排放量	Main Sources 主要來源	Emission 排放量	
Fuel oil and natural gas used for operation; CO ₂ , N ₂ O and methane produced from electricity generation process; methane produced from anaerobic digestion of leachate 運營消耗的燃油和天然氣；發電過程產生的二氧化碳、氧化亞氮和甲烷；滲濾液經厭氧消化處理產生的甲烷	169,047.17	Non-renewable electricity used for operation 運營消耗的非再生電力	8,657.40	Fuel used for transportation of biomass; air travel by employees 運送生物質所消耗的燃料；員工飛機差旅	3,944.12	181,648.69

Notes:

- (1) Figures are rounded to two decimal places
- (2) The calculation boundary covers all operating environmental projects in China and air travel by employees
- (3) The calculation for operating projects is referenced to CDM methodology "ACM0018: Electricity Generation from Biomass Residues in Power-only Plants (Version 3.0)" and "ACM0022: Alternative Waste Treatment Processes (Version 2.0)"
- (4) GHG emissions from air travel are calculated by ICAO Carbon Emissions Calculator

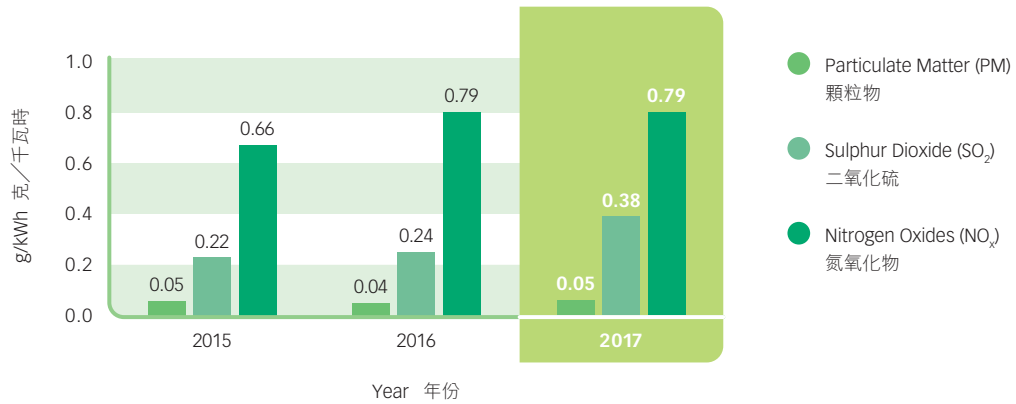
We accord high priority to the environmental performance of our projects. Therefore, we strictly control stack emission levels such as dioxins, particulate matter, sulphur dioxide, nitrogen oxides, etc., in all operating projects. We have further implemented stringent operational procedures with frequent inspection and extensive supervision, aiming to effectively control fugitive emissions of our projects to avoid air pollution. All of our biomass combustion operations meet the "Emission Standard of Air Pollutants for Thermal Power Plants" (GB13223-2011) and waste-to-energy operations fully comply with the Euro 2010 standard, we have effectively minimised public health risk through clean production.

附註：

- (1) 數字調整至最接近的小數點後兩位表示
- (2) 計算邊界包括所有位於中國的運營環保項目及員工飛機差旅
- (3) 運營項目的計算參照CDM方法《ACM0018：純發電廠利用生物廢棄物發電（3.0版）》及《ACM0022：多選垃圾處理方式（2.0版）》
- (4) 員工飛機差旅的溫室氣體排放以國際民航組織的碳排放計算器計算得出

我們高度重視項目的環保表現，故此我們嚴格控制所有運營項目的二噁英、顆粒物、二氧化硫及氮氧化物等煙氣排放指標。我們更採納了嚴謹的操作程序及高頻率的檢查及進行嚴格監督，旨在有效地控制項目的無組織排放，避免造成空氣污染。我們所有生物質燃燒的運營達《火電廠大氣污染物排放標準》(GB13223-2011)；垃圾發電的運營則符合歐盟2010標準，通過清潔生產有效地減低大眾的健康風險。

Air Emissions per kWh of On-grid Green Electricity Supplied
每千瓦時綠色上網電量的煙氣排放量



Notes:

- (1) Figures are rounded to two decimal places
- (2) Includes all power generation projects of the integrated biomass utilisation business and solar energy and wind power projects

With the increase in the number of operating integrated biomass utilisation projects, the proportion of solar energy and wind power projects that do not produce air emissions among the total on-grid electricity generated has become smaller, thus resulting in an upward trend in the average air emissions of power generation projects. However, it is expected that the data will stabilise in the next few years. We will continue to enhance the environmental protection efficiency performance of our projects in firm adherence to the business principle of conducting "safe and stable operations in compliance with emission standards" during the expansion of our businesses.

附註：

- (1) 數字調整至最接近的小數點後兩位表示
- (2) 包括生物質綜合利用業務的所有發電項目及光伏發電及風電項目

隨著運營的生物質綜合利用項目增多，上網總電量中，不產出煙氣排放的光伏發電及風電項目的佔比變小，因此發電項目的平均煙氣排放量呈上升趨勢，但預計該數據將在未來幾年趨於穩定。我們將在拓展業務的同時堅持「安全穩定運營、達標排放」的經營原則，持續提升項目的環保效能。

Air Emissions of all Operating Projects (tonne)

所有運營項目的煙氣排放總量(噸)

Particulate Matter (PM) 顆粒物	Sulphur Dioxide (SO ₂) 二氧化硫	Nitrogen Oxides (NO _x) 氮氧化物
86	630	1,320

Note:

(1) Figures are rounded to the nearest integer

附註：

(1) 數字調整至最接近的整數表示

Materials and Resources Usage

To reduce the consumption of materials and energy in general, the Company has persisted in making systematic and detailed records on the consumption of material and resources by each project as reference for the formulation of long-term resource consumption strategies.

物料及資源利用

為減少整體的物料和能源消耗，本公司堅持對各個項目的物料和資源使用作系統性及詳盡的記錄，以作我們制定長遠的資源利用策略的參考。

Major Materials Consumption of Everbright Greentech in 2017

二零一七年光大綠色環保的主要物料使用量

	Materials used 使用的物料	Consumption in 2017 (tonne) 二零一七年的 使用量(噸)
Renewable/recycled materials 可再生/循環再用物料	Biomass raw material 生物質原材料	1,684,690.39
	Lime 石灰	12,610.31
	Cement 水泥	6,458.72
Non-renewable materials 非再生物料	Activated carbon 活性碳	81.43
	Ammonia 氨水	10,047.59
	Chelating agent 螯合劑	201.38
Total 總計		1,714,089.82

Note:

(1) Figures are rounded to two decimal places

附註：

(1) 數字調整至最接近的小數點後兩位表示

Water Withdrawn by Source (m³)

按來源劃分的取水量 (立方米)

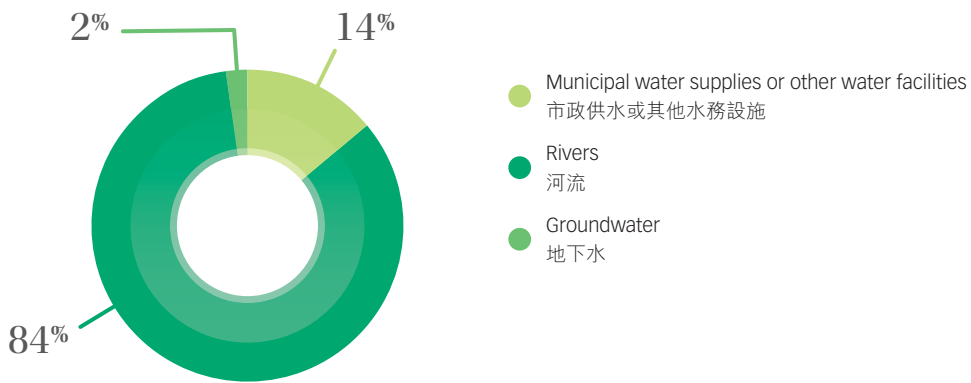
Municipal water supplies or other water facilities 市政供水或其他水務設施	Rivers 河流	Groundwater 地下水	Total 總計
502,850.00	3,051,596.86	62,646.00	3,617,092.86

Note:

(1) Figures are rounded to two decimal places

附註：

(1) 數字調整至最接近的小數點後兩位表示



Note:

(1) Figures are rounded to the nearest integer

附註：

(1) 數字調整至最接近的整數表示

Effluents Discharged by Destination (m³)

按目的地劃分的排水量 (立方米)

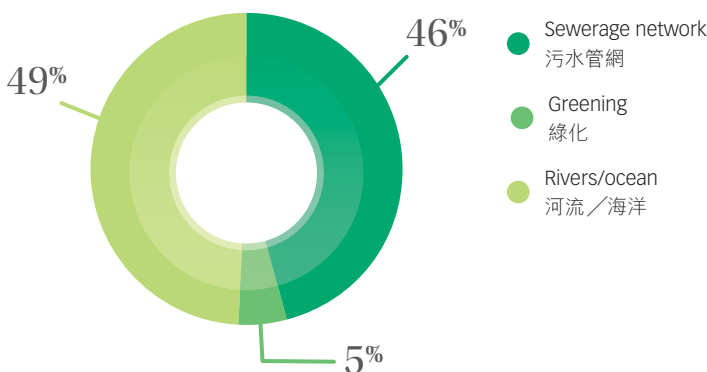
Sewerage network 污水管網	Greening 綠化	Rivers/ocean 河流/海洋	Total 總計
84,363.04	9,181.70	88,011.92	181,556.66

Note:

(1) Figures are rounded to two decimal places

附註：

(1) 數字調整至最接近的小數點後兩位表示



Note:

(1) Figures are rounded to the nearest integer

附註：

(1) 數字調整至最接近的整數表示

Waste Water and Waste Management

Fly ash and bottom ash are the main wastes generated from the operation of the Company’s integrated biomass utilisation projects. Fly ash produced from the incineration of household waste is considered as hazardous waste, which is first solidified by a chelating agent in compliance with the “Standard for Pollution Control on the Landfill Site of Municipal Solid Waste” (GB16889-2008) before being sent to a designated area in the landfill site or a hazardous waste landfill for safe disposal, preventing secondary pollution. Fly ash produced from the combustion of biomass raw materials can be utilised to produce fertilisers for agricultural use, thus supporting sustainable agriculture by helping farmers to reduce their reliance on chemical fertilisers. Bottom ash is a general solid waste which is handled according to the “Standard for Pollution Control on the Landfill site for Municipal Solid Waste” (GB16889-2008). We strive to recycle the bottom ash from the integrated biomass utilisation projects for integrated utilisation such as brick-making.

污水及廢物管理

飛灰和爐渣是本公司生物質綜合利用項目運營中產生的主要廢物。生活垃圾焚燒所產生的飛灰屬於危險廢物，處理方法為經整合劑整合固化滿足「生活垃圾填埋場污染控制標準」(GB16889-2008)後，送往垃圾填埋場單獨分區填埋，或進入危廢填埋場進行安全填埋，杜絕二次污染。而燃燒生物質原材料所產生的飛灰則可用於製作農業用的肥料，從而通過幫助農民減少對化肥的依賴來支持可持續農業。爐渣屬於一般固體廢物，根據「生活垃圾填埋場污染控制標準」(GB16889-2008)按一般固體廢物進行處理。我們堅持對生物質綜合利用項目所產生的爐渣透過製磚等方式進行資源綜合利用。

Fly Ash Processed (tonne)

飛灰處置量 (噸)

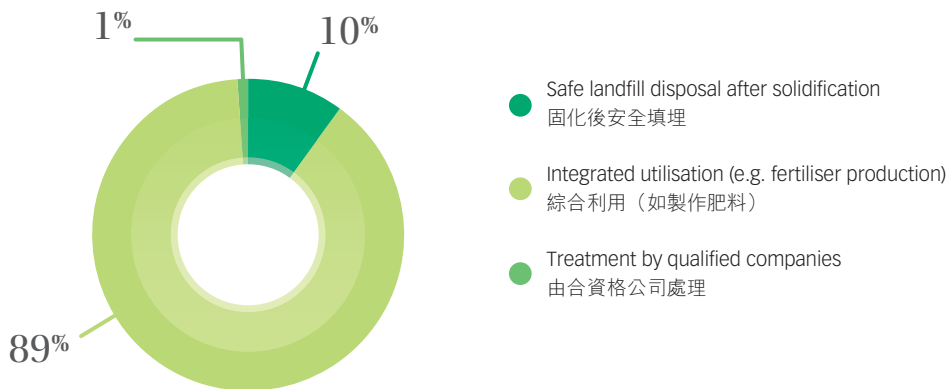
Safe landfill disposal after solidification 固化後安全填埋	Integrated utilisation (e.g. fertiliser production) 綜合利用 (如製作肥料)	Treatment by qualified companies 由合資格公司處理	Total 總計
10,767.14	92,644.69	743.50	104,155.33

Notes:

- (1) Figures are rounded to two decimal places
- (2) Includes all projects with combustion/incineration operations

附註：

- (1) 數字調整至最接近的小數點後兩位表示
- (2) 包括所有燃燒／焚燒運營的項目



Notes:

- (1) Figures are rounded to the nearest integer
- (2) Includes all projects with combustion/incineration operations

附註：

- (1) 數字調整至最接近的整數表示
- (2) 包括所有燃燒／焚燒運營的項目

Bottom Ash Processed (tonne)

爐渣處置量 (噸)

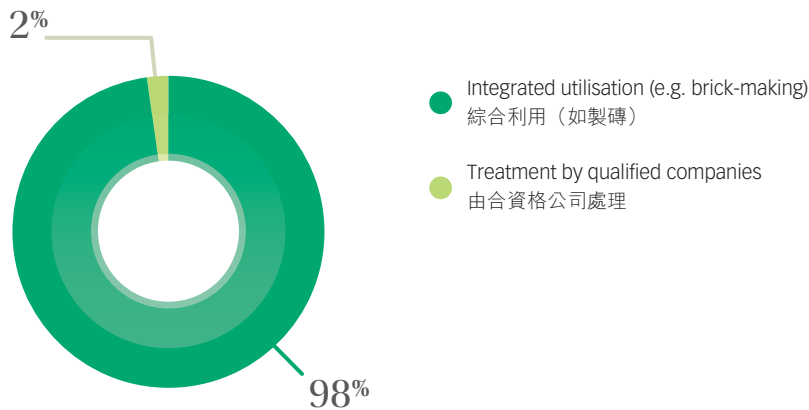
Integrated utilisation (e.g. brick-making) 綜合利用 (如製磚)	Treatment by qualified companies 由合資格公司處理	Total 總計
257,265.79	5,834.65	263,100.44

Notes:

- (1) Figures are rounded to two decimal places
- (2) Includes all projects with combustion/incineration operations

附註:

- (1) 數字調整至最接近的小數點後兩位表示
- (2) 包括所有燃燒/焚燒運營的項目



Notes:

- (1) Figures are rounded to the nearest integer
- (2) Includes all projects with combustion/incineration operations

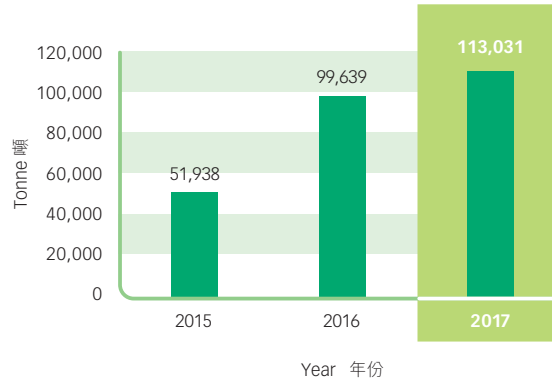
附註:

- (1) 數字調整至最接近的整數表示
- (2) 包括所有燃燒/焚燒運營的項目

The hazardous waste treatment business of the Company can safely handle over 90% of hazardous waste types listed in the “National Catalogue of Hazardous Wastes” and operates in compliance with the “Standard for Pollution Control on the Security Landfill Site for Hazardous Wastes” (GB18598-2001) and the “Pollution Control Standard for Hazardous Wastes Incineration” (GB18484-2001). In 2017, we have safely handled 113,031 tonnes of hazardous waste, representing an increase of about 13% when compared with last year. Everbright Greentech transported and processed various hazardous wastes via effective and environmentally friendly means and refrained from importing or exporting any hazardous waste from/to foreign countries in 2017 in active fulfilment of China’s responsibility as a signatory party of “Basel Convention”.

本公司的危廢處置業務可安全處置《國家危險廢物名錄》多於百分之九十的危廢種類，並遵照《危險廢物填埋污染控制標準》(GB18598-2001)及《危險廢物焚燒污染控制標準》(GB18484-2001)運營。於二零一七年，我們安全處置了113,031噸的危險廢棄物，較去年增加約13%。透過以高效環保的方式運輸及處理各類危險廢物，光大綠色環保積極回應我國作為《巴塞爾公約》締約國的責任，因此我們於二零一七年沒有從國外輸入或向其輸出任何危險廢物。

Hazardous Waste Processed 危廢處置量



Notes:

(1) Figures are rounded to the nearest integer

In addition, we collect, treat and recycle waste water generated from our plant operations. In our waste-to-energy operations, leachate is treated on-site and reused as cooling water. In this case, not only water resources can be fully utilised, but the time and energy required for cooling will also be reduced. During the Reporting Period, we treated approximately 57,555 m³ of leachate with COD discharge reduction of approximately 685 tonnes. The Company had no spilling accidents in 2017.

Moreover, recycling and reusing are widely practised in our facilities and even offices and staff quarters. We recycle wastes such as paper, metal, plastic, food waste, etc., striving to implement our philosophy of valuing resources through solid actions. Our project companies have successfully reduced the integrated power consumption ratios and operating energy consumption of the projects through the organisation of internal contests to “reduce resource consumption, enhance efficiency, conserve energy and slash costs”, to the extent their ESHS performance is not adversely affected.

Waste Recycled (kg)

Paper 紙張	Metal 金屬	Plastic 塑料	Food waste 廚餘	Total 總計
120	170,350	24	360	170,854

Notes:

(1) Figures are rounded to the nearest integer

(2) Includes the Company's headquarters in Hong Kong, Shenzhen representative office, and all operating environmental projects in China

附註:

(1) 數字調整至最接近的整數表示

另外，我們對廠內運營過程中排放的污水進行回收，並加以處理及循環利用。在我們的垃圾發電運營中，我們把滲濾液在廠房內先進行處理，然後回用成冷卻水，充分用水之餘亦節省了冷卻所需的時間及能源消耗。我們於報告期內處理滲濾液約57,555立方米，減少了約685噸COD排放。本公司於二零一七年沒有發生洩漏事故。

另外，我們從設施及至辦公室和宿舍等均執行廢棄物回收以及重用，回收的廢棄物包括紙張、金屬、塑料和廚餘等，務求以實際行動貫徹我們重視資源的理念。在不影響項目公司ESHS表現的大前提下，旗下項目公司全面開展了「比節支節流，比開源增效，比能耗下降，比成本降低」的內部競賽，成功降低了各項目的綜合廠用電率及於運營中消耗的能源。

廢棄物回收量 (公斤)

附註:


(1) 數字調整至最接近的整數表示

(2) 包括本公司香港總部、深圳代表處及所有位於中國的運營項目

We strive to unearth our employees' true potential, advance side by side and share the

Fruit of Success

挖掘員工的潛力，與員工共同成長，共享成果



The Company attaches great importance to human resources management. In line with the "People-Oriented" objective, we treat talents as the vital factor contributing to productivity. We believe a strong talent pool complemented by a well-founded corporate culture is crucial for effective and safe project operations and represents valuable strategic resources underpinning future growth. Our effort to provide a decent workplace with fair and challenging opportunities that allow employees to grow underlines our commitment to social responsibility.

本公司一向高度重視人力資源管理，貫徹「以人為本」的宗旨，視人才為第一生產力。我們相信豐富的人才儲備及扎實的企業文化是項目高效、安全運營的關鍵，是未來增長至關重要的戰略資源。我們致力為員工提供良好的工作環境以及公平和具挑戰性的機會，使其茁壯成長，體現本公司對承擔社會責任的重視。

Employee Statistics in 2017

二零一七年員工數據統計



Note:

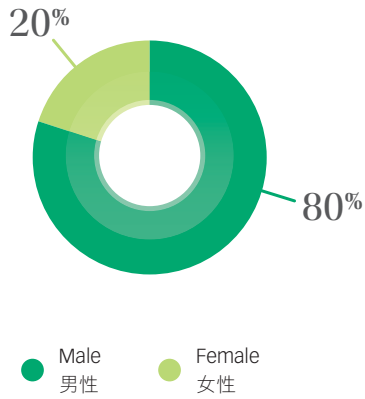
⁽¹⁾ As at 31 December 2017

附註：

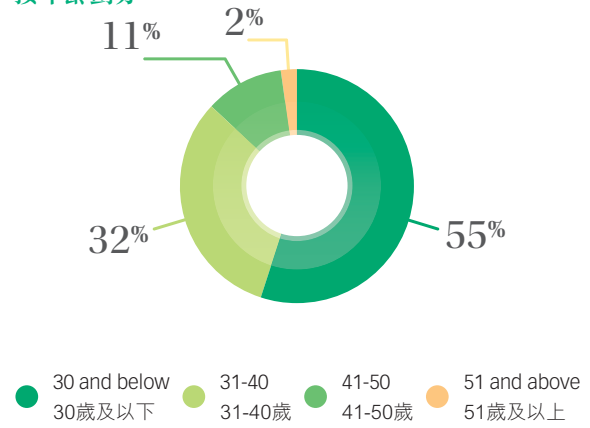
⁽¹⁾ 截至二零一七年十二月三十一日

Statistics on Diversity of Employees in 2017
二零一七年員工多元化統計

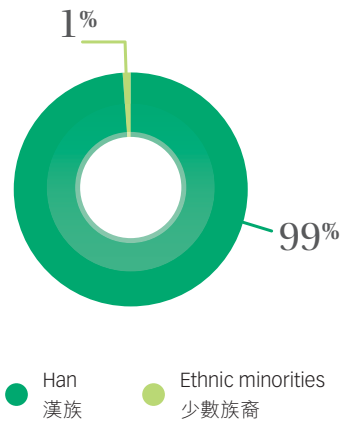
By gender
按性別分類



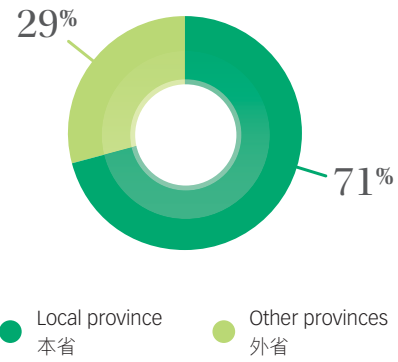
By age
按年齡劃分



By ethnicity
按民族劃分



By location
按地區劃分



Notes:

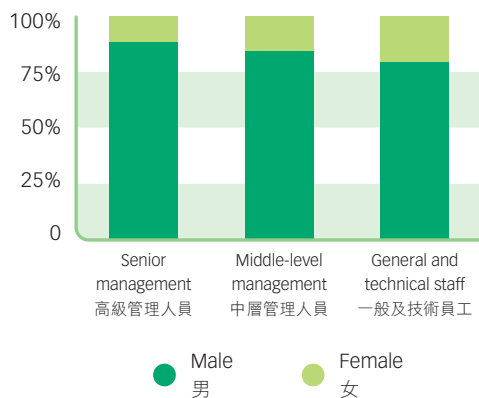
- (1) Figures are rounded to the nearest integer
- (2) As at 31 December 2017

附註：

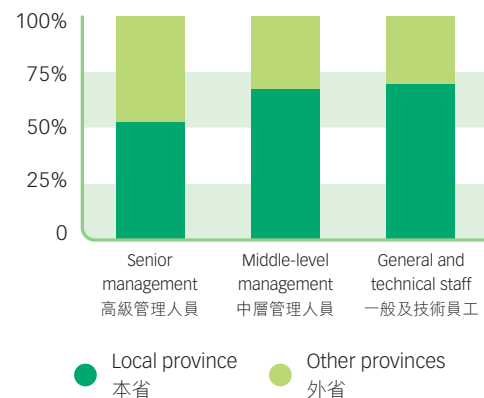
- (1) 數字調整至最接近的整數表示
- (2) 截至二零一七年十二月三十一日

By gender	按性別劃分	
Male	男性	1,420
Female	女性	361
By age	按年齡劃分	
30 and below	30歲及以下	980
31 – 40	31 – 40歲	575
41 – 50	41 – 50歲	197
51 and above	51歲及以上	29
By employee ranking	按員工職級劃分	
Senior management	高級管理人員	66
Middle-level management	中層管理人員	249
General and technical staff	一般及技術員工	1466
By location	按地區劃分	
Hong Kong	香港	13
Mainland China	中國大陸	1,768
Hires from local province	聘自本省的員工	1,247
Hires from other provinces	聘自外省的員工	521

Male to female ratios by employee ranking
各員工職級的男女比例



Employees hired by locations
按地區劃分的受僱員工



Note:

(1) As at 31 December 2017

Talent Recruitment and Retention

The Company places a strong emphasis on its talent pool and a sustainable corporate culture. Our project management teams comprise of senior members with solid, extensive experience in procurement, planning, construction, operation and research and development. Through collaboration with professional recruitment agencies and higher education institutions, we have been actively recruiting local and foreign technical and management expertise to further enhance our talent pool. In 2017, the number of new hires accounted for 46.94% of our total workforce, while our staff turnover rate (including resignation and retirement) was 7.97%.

附註：

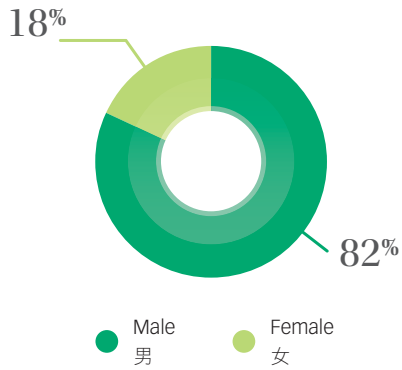
(1) 截至二零一七年十二月三十一日

廣納及保留人才

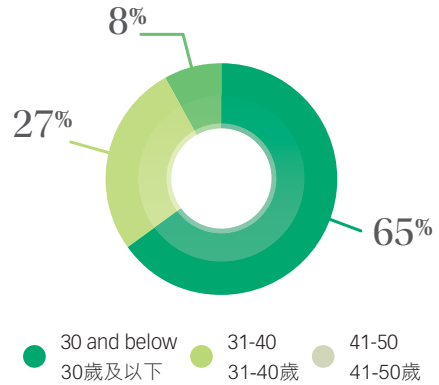
公司注重人才儲備和可持續的企業文化。我們的項目管理團隊由在項目採購、規劃、施工、運營及研發方面具有廣泛及深入經驗的資深成員組成。透過與專業的人才招聘機構、高等院校合作，我們積極引進國內外的技術及管理專才，亦進一步完善我們的人才儲備。二零一七年，新聘員工數目佔總人數的46.94%，流失員工數目（包括離職或退休）佔總人數的7.97%。

New Hires Statistics in 2017
二零一七新聘員工統計

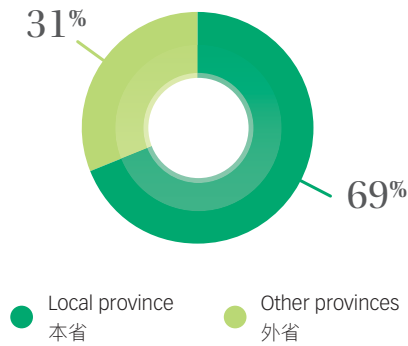
By gender
按性別劃分



By age
按年齡劃分



By location
按地區劃分



Note:

(1) Figures are rounded to the nearest integer

附註：

(1) 數字調整至最接近的整數表示

		Number of new hires 新聘員工總數	Percentage of employee by category ⁽¹⁾⁽²⁾ 佔該類別員工 的百分比(%) ⁽¹⁾⁽²⁾
Total number of new hires	新聘員工總數	836	46.94
By gender	按性別劃分		
Male	男性	683	48.10
Female	女性	153	42.38
By age	按年齡劃分		
30 and below	30歲及以下	540	55.10
31 – 40	31 – 40歲	229	39.83
41 – 50	41 – 50歲	67	34.01
By location	按地區劃分		
Hong Kong	香港	3	23.08
Mainland China	中國大陸	833	47.12
Hires from local province	聘自本省的新聘員工	572	45.87
Hires from other province	聘自外省的新聘員工	261	50.10

Notes:

(1) Figures are rounded to two decimal places

(2) As at 31 December 2017

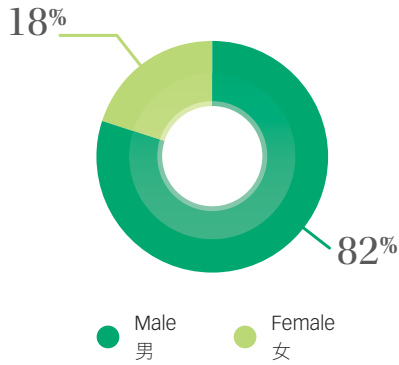
附註：

(1) 數字調整至最接近的小數點後兩位表示

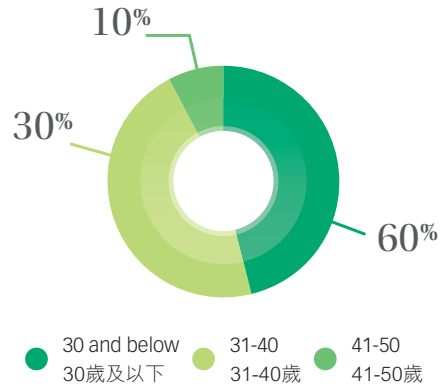
(2) 截至二零一七年十二月三十一日

Employee Turnover (Resigned/Retired) Statistics in 2017
二零一七年員工流失（離職／退休）統計

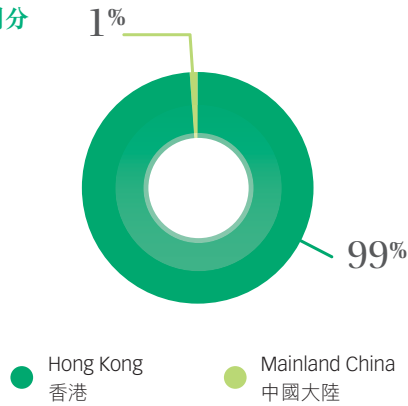
By gender
按性別劃分



By age
按年齡劃分



By location
按地區劃分



Note:

(1) Figures are rounded to the nearest integer

附註：

(1) 數字調整至最接近的整數表示

		Number of employee turnover 流失員工總數	Percentage of employee by category ⁽¹⁾⁽²⁾ 佔該類別員工 的百分比(%) ⁽¹⁾⁽²⁾
Total number of employee turnover (resigned / retired)	員工流失(離職/退休)總數	142	7.97
By gender	按性別劃分		
Male	男性	114	8.03
Female	女性	28	7.76
By age	按年齡劃分		
30 and below	30歲及以下	86	8.76
31 – 40	31 – 40歲	42	7.30
41 – 50	41 – 50歲	14	7.11
By location	按地區劃分		
Hong Kong	香港	2	13.38
Mainland China	中國大陸	140	7.92

Notes:

- (1) Figures are rounded to two decimal places
- (2) As at 31 December 2017

附註:

- (1) 數字調整至最接近的小數點後兩位表示
- (2) 截至二零一七年十二月三十一日

We also offer internal competitive selection and promotion opportunities through public announcement in the talent pool, voluntary application and bottom-up recommendation, so that competent and aspiring staff can land the right positions with greater prospects for growth and development. During the Reporting Period, 14 Deputy General Managers were promoted to General Managers, 11 backup management personnel promoted to the positions of General Managers, Construction Supervisors or Project Preparation Team Leaders of our new projects. There are currently over 130 backup management personnel who will provide fresh manpower and play major roles in the future development of the Company.

We are aware of the time needed to equip our employees with professional knowledge. The training of a senior technician, for example, can take up to 7 years. The Company monitors the number of employees expecting retirement every year in order to formulate a human resources policy for the long term. In the meantime, we provide appropriate career management plans for our employees, including retirement arrangements.

我們亦透過在人才庫中公開發佈招聘訊息，以自願報名及由下至上推薦等形式提供內部競聘及選拔的機會，讓有能力、有理想的員工在適當的崗位有更大的成長和發揮空間。於報告期內由副總經理獲晉升為總經理的共有14人，而後備管理人員赴任新項目的總經理、總指揮或籌備組長的數目為11人。目前共有超過130名後備管理人員，作為本公司未來發展的主力軍和生力軍。

我們深明培育員工的專業知識需時，培養一位技術骨幹需時可長達7年之久。因此，本公司每年均會統計即將合資格退休的員工數目，以制定長遠的人力資源政策。同時，我們亦為員工提供包括退休安排的妥當職業生涯管理計劃。

Percentage of Employees who will be Eligible for Retirement in 5 and 10 Years (%)

5年及10年內合資格退休的員工百分比(%)

Employee ranking 員工職級	In 5 years 5年內	In 10 years 10年內
Senior management 高級管理人員	3.03	16.67
Middle-level management 中層管理人員	2.41	6.02
General and technical staff 一般及技術員工	0.07	0.41
Total 總計	5.51	23.1

Note:

(1) Figures are rounded to two decimal places

附註：

(1) 數字調整至最接近的小數點後兩位表示

Training and Development

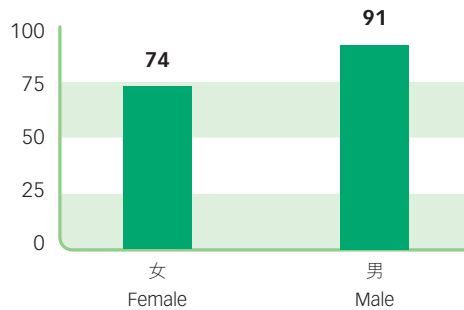
We have established a “managerial and technical backup talent pool” with corresponding selection mechanisms as a platform for employees’ career and personal development. With a view to mutual growth and the sharing of benefits between employees and the Company, we actively invest in human resources to facilitate the effective transfer of industry knowledge and expertise through the provision of training in business development, integrated engineering construction framework and related skills, developments in the hazardous waste industry, safe production, operation of human resources system and other areas, thereby helping employees to improve their skills and realise their potentials. During the Reporting Period, our employees spent an average of 87.44 hours per person in training, adding solidity to the Company’s talent pool and laying a firm foundation for its sustainable development.

培訓及發展

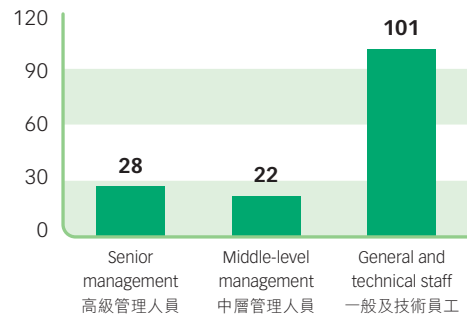
我們建立了「後備管理、技術人才庫」及相應的考核選拔機制，為員工搭建職業生涯和個人成長的平台。為達至員工與公司的共同成長及收益共享，我們更積極投放於人力資源，透過拓展培訓、全系統工程建設制度及技能培訓、危廢行業發展培訓、安全生產培訓、人力資源系統操作培訓等工作，有效傳遞行業及專業知識，從而提高員工技能並挖掘員工潛力。在回顧期內，本公司的員工人均培訓時數為87.44小時，為人才儲備及企業持續發展打穩基礎。

Average Training Hours Per Person (Hours) in 2017
二零一七年人均培訓時數（小時）

By gender 按性別劃分



By employee ranking 按員工職級劃分



Note:

(1) Figures are rounded to the nearest integer

附註：

(1) 數字調整至最接近的整數表示

Welfares and Safeguards

福利及保障



To build a sustainable and stable team, the Company observes stringent compliance with local labour regulations, with a special emphasis on assuring comprehensive welfares and safeguards for employees. The Company implemented a Compensation and Benefits System to further provide employees with competitive remuneration. Our full-time employees are entitled to life insurance, medical care, disability and invalidity coverage, maternity and paternity leaves, as well as regular bonus payments. To ensure the physical and mental health of employees, we offer free body checks and occupational disease prevention checkups for employees on an annual basis. Furthermore, in connection with retirement protection, we have also tailored a supplementary pension system for our employees as an additional retirement benefit on top of the mandatory endowment insurance required by law.

為建立一個可持續和穩定的團隊，本公司謹守當地勞工法規，尤為重視完善員工的福利與保障。本公司實施薪酬福利制度，進一步為員工提供具競爭力的薪酬。我們的正式員工享有人壽保險、醫療保健、傷殘及疾病保障、產假及男士侍產假等福利，而且定時獲發獎勵花紅。為確保員工的身心健康，我們每年均為員工提供免費的身體檢查服務及職業病防範檢查。另外，有關員工的退休保障，我們除了提供法律規定的強制性養老保險之餘，更貼心製訂了員工補充養老制度作為額外的退休福利。



We aim at serving the Company as a platform for employees' enjoyment as well as career development. We offer various leisure and sports activities such as sports days, basketball games, photography classes, and regular birthday celebrations to light up the office atmosphere and enhance bonding among employees. For projects located in remote areas, we provide comfortable and well-equipped quarters for our employees with multiple recreational facilities including badminton courts, gymnasiums, chess and bridge rooms, libraries, etc., with the aim of creating a harmonious workplace and a healthy lifestyle to facilitate work-life balance for employees.

The Company upholds the principle of equal employment opportunity with a profound appreciation and respect for diversity. Reasonable remunerations, working hours and benefits in compliance with labour legislations are provided to employees, whose wages are determined based on their experiences, job nature, performance and market condition, with an aim to create fair opportunities for all employees. The Company ensures strict compliance with laws and regulations pertaining to the protection of rights of different genders and safeguards the rights of vulnerable groups. We offer generous maternity leave to pregnant employees as well as paternity leave to male employees, retain job positions for employees on parental leave to encourage their return, and assure that their career development and remuneration will remain unaffected.

我們希望公司能夠成為員工成長打拚及享受生活的平台。我們舉辦多項文娛休閒及體育活動，例如運動同樂日、籃球友誼比賽、攝影班及定期生日慶祝活動等，為本公司注入活力，亦讓員工能互相交流以加強凝聚。在位置比較偏遠的項目，本公司為員工建立舒適且配套完善的宿舍，當中的休閒設施包括羽毛球場、健身房、棋牌室及圖書館等，創造和諧的工作場所及健康的生活方式，幫助員工實現工作及生活的平衡。

本公司堅持平等就業的理念，欣賞以及尊重多元文化。本公司按照勞工法例為員工提供合理的工資、工時及待遇，並根據他們的工作經驗、工作性質、工作表現以及市場情況計算及釐定薪酬，積極締造平等的就業機會。公司致力遵守有關性別權益保障的法例，並維護弱勢員工的權利，包括給予懷孕員工充足的產假，以及給予男員工侍產假等。我們為在產假／侍產假中的員工保留崗位，鼓勵他們再次投入公司，並保證其職業發展和薪酬不因受影響。

Employee Parental Leave Statistics in 2017

二零一七年員工產假／侍產假數據統計

Indicators 指標	Gender 性別	2017 二零一七年
Number of female and male employees who took parental leave 放產假／侍產假的男女員工數目	Male 男	65
	Female 女	20
Total number of employees who returned to work after parental leave 產假／侍產假結束後重返工作崗位的員工總數	Male 男	62
	Female 女	20
Total number of employees who returned to work after parental leave that were still employed 12 months after return to work 產假／侍產假結束後重返工作崗位並於12個月後仍在職的員工總數	Male 男	15
	Female 女	8
Return to work rate of employees who returned to work after parental leave ⁽¹⁾ 產假／侍產假結束後重返工作崗位的員工比率 ⁽¹⁾	Male 男	95.38%
	Female 女	100%
Retention rate of employees who returned to work after parental leave that were still employed 12 months after return to work ⁽¹⁾ 產假／侍產假結束後重返工作崗位並於12個月後仍在職的員工保留率 ⁽¹⁾	Male 男	93.75%
	Female 女	100%

Note:

(1) Figures are rounded to two decimal places

附註：

(1) 數字調整至最接近的小數點後兩位表示

The Company actively builds a workplace characterised by equality and respect for diversity. In view of the male-dominating nature of the energy and engineering industries, the Company pays special attention on gender equality and equality in remuneration, striving to minimise the effect of the gender factor on salary levels and structures. No discrimination-related cases have been identified during the Reporting Period.

The Company adopts a policy of zero tolerance on child labour and forced labour, and strictly complies with major human rights declarations and applicable labour laws in the employment of labour. We apply our standards with consistency and even go a step further to assess whether our suppliers are engaged in improper labour practices, so that the concept of fair labour is extended throughout the entire supply chain. During the Reporting Period, we were not aware of any incidents of child labour and forced or compulsory labour involving our project companies and suppliers.

Health and Safety

All project companies under our various business segments have devised contingency plans specific to the potential risks of the respective areas and management processes of the plant to ensure the safety management of company premises and nearby communities. Safety committees are formed for all construction projects, while a safety management team headed by the general manager and run by the safety and environmental commissioner is set up under each operating project, with the aim of supervising and managing all health and safety issues emerging in different stages of the projects. The team is also responsible for arranging emergency drills to raise employees' awareness on safety issues and to enhance their ability in crisis management. The emergency response plans are revised and improved on a regular basis based on actual needs according to the review mechanism. We also actively promote the internationally recognised OHSAS 18001 Occupational Health and Safety Management System at our operating project companies to ensure operational safety.

本公司積極締造平等和尊重多元的工作環境。有鑑於從事關於能源和工程行業的人力資源分佈側重於男性，本公司特別關注性別平等與薪酬待遇等議題，務求減低性別因素對薪酬水平及結構的影響。於報告期間，我們並沒有任何與歧視相關的個案。

本公司對於童工及強迫勞動採取零容忍的態度，同時嚴格按照主要人權宣言及勞動法規的要求用工。我們貫徹始終，甚至評估供應商是否存在相關用工不當的行為，為求把公平的勞工理念延伸至整條供應鏈。報告期間，我們並未發現任何項目公司和供應商存在使用童工或強迫或強制勞動之事件。

安全與健康

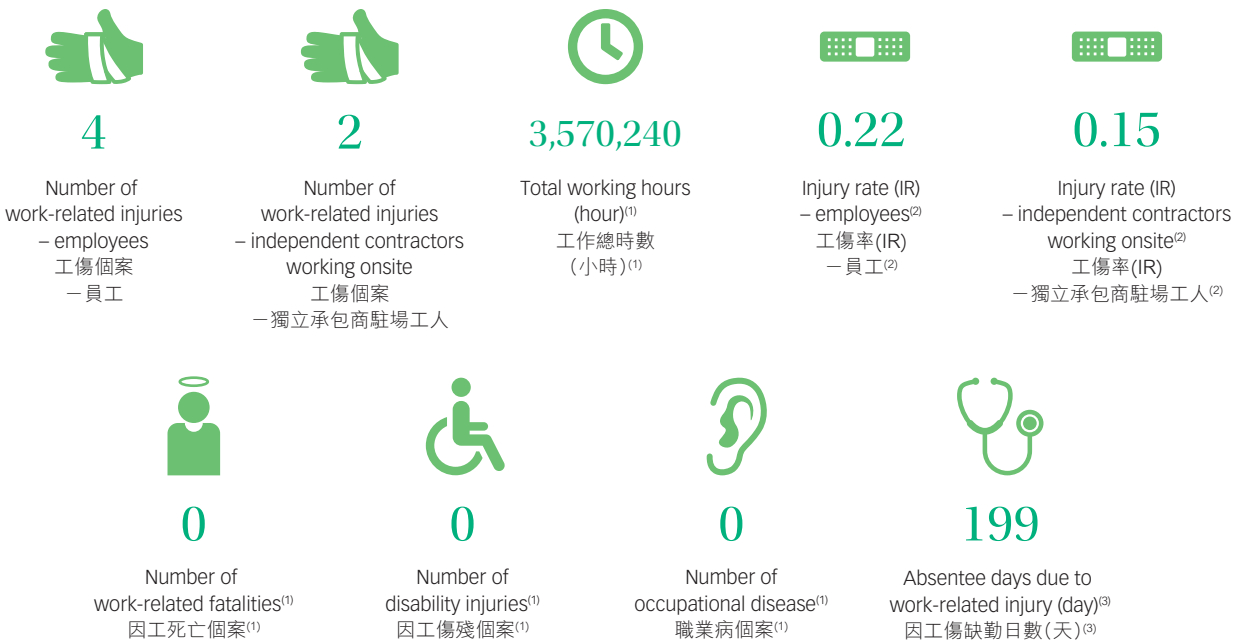
本公司各業務板塊所有項目公司均設有專門的應急預案，對應廠區不同範圍和管理流程的潛在風險，為本公司和鄰近社區的安全管理把關。所有建設項目中，我們設立安全委員會，在運營項目設有由總經理牽頭、安環專員執行的安全管理團隊。這些措施旨在監督和管理項目各個階段的健康和安全管理事宜。團隊更負責籌劃應急演習和演練，務求提高員工對安全問題的意識，及應對危機時的處理技巧。應急方案將按評估機制定期按照實際需要作出相應的調整及改進。為保障運營安全，我們積極於運營項目公司推行獲國際認證的OHSAS 18001職業健康和安全管理體系。

In order to enhance employees' safety awareness, we have integrated ESHS into our corporate culture. For example, we launched "Safe Production Month" in June, featuring training sessions on safety related topics, discussion forums and ESHS knowledge contests, providing impetus for the enterprise in general to gain a deeper understanding of occupational safety and health issues. To equip employees with practical crisis management skills and maintain a high level of safety awareness, we organise emergency drills on a regular basis to prevent accidents. In 2017, the injury rate of the Company's employees was 0.22 and we will continue our job as safety gatekeepers.

為加強員工的安全意識，我們將ESHS融入於企業文化中，例如六月的「安全生產月」引入了安全主題培訓、研討會和ESHS知識競賽等活動，帶動整個企業投入了解職業安全及健康方面的資訊。為使員工掌握實用的危機處理技巧和保持高度的安全意識，我們定期組織應急演練，防範於未然。在二零一七年，本公司的工傷率為0.22，而我們將繼續做好安全把關工作。

Occupational Health and Safety Statistics 2017

二零一七年職業健康與安全數據統計



Notes:

附註：

- (1) Including employees of Everbright Greentech and independent contractors working onsite, such as cleaning, security staff, etc.
- (2) Injury rate (IR) = (Total number of work-related injuries / Total working hours) x 200,000; figures are rounded to two decimal places
- (3) Includes employees of Everbright Greentech only

- (1) 包括光大綠色環保員工和獨立承包商的項目駐場工人，如清潔、保安等工作人員
- (2) 工傷率(IR) = (工傷個案總計 / 工作總時數) × 200,000；數字調整至最接近的小數點後兩位表示
- (3) 僅包括光大綠色環保員工

CASE STORY

個案分享

Paramedical Rescue Training for Staff of Guanyun Integrated Biomass and Waste-to-Energy Project

灌雲生物質及垃圾發電一體化項目組織院外救助培訓



To promote first aid knowledge and enhance employees' ability to deal with emergencies or disasters, including the ability to save themselves and others and the understanding of critical rescue hours, employees of Guanyun project company attended paramedical rescue training sessions hosted by Liangyungang City's Red Cross in April 2017. Instructors of Red Cross introduced a series of emergency response measures, including CPR, choking management, fire escape, wounds and bandaging, and fracture management. Employees were asked to work with instructors to gain hands-on experience on first aid.

為普及應急救護知識，提高員工對於突發事件或災難的處置應變能力，開展自救、互救，爭取黃金救援時間，灌雲項目公司於二零一七年四月分批參加了連雲港市紅十字會院外救助培訓知識講座。紅十字會的老師介紹了心肺復蘇、異物堵住氣管、火災逃生、外傷護理、止血包紮、骨折救護等一系列危險事故發生時的緊急處理辦法，並邀請各位員工上場與老師們互動，親手實踐救護技能。



We embrace our social responsibilities and
Give Back to the Society

承擔社會責任，回饋社會大眾



Proactive undertaking of social responsibilities represents one of the core values upheld by the Company. Hence we are keen to dedicate resources to community care and charitable activities. Adhering to the belief that “An enterprise is not only the Creator of Wealth, but also the Safeguard of Environmental and Social Responsibility”, we are committed to poverty alleviation and are actively involved in relief programmes and measures, with an aim to help empower the underprivileged so that they may attain self-sustenance. In 2017, we made charitable donations amounting to HK\$1,668,000 and our staff spent 528 hours in volunteer services, underlining our bond with the community and our commitment to charitable actions for its welfare.



Visits

We arrange home visits to families in need during festivals, bringing them gifts of festive food and, more importantly, showing genuine care and sympathy. In 2017, Lianyungang project company and Guanyun County Administration for Market Regulation travelled to the villages of Huhe, Shimen and Qingtun in Longju Town, Guanyun County. The team visited poor villagers and offered good wishes and support. We learned about the economic development and poverty alleviation work of each village, and listened to the day-to-day difficulties faced by the villagers. We provide cash donation to villagers through the village committee to show genuine care and sympathy. In addition, we visited the firemen in the industrial regions of Guanyun County and brought them festive food during festivals to show our care and support. In active response to the government's call for poverty alleviation efforts, Everbright Greentech will continue to devote itself to charitable activities and work for the public good.



積極承擔社會責任是本公司所重視的核心價值，故此我們樂於將資源投放於社區關懷及公益活動。秉承著「企業不僅是物質財富的創造者，更應成為環境與責任的承擔者」的理念，我們致力參與扶貧幫困工作，落實幫扶計劃及措施，務求增強幫扶對象的自我發展能力。我們於二零一七年的捐款總金額約為港幣1,668,000元，義工服務總時數為528，象徵著公司上下心繫社區和致力造福社群的愛心。

實幫扶計劃及措施，務求增強幫扶對象的自我發展能力。我們於二零一七年的捐款總金額約為港幣1,668,000元，義工服務總時數為528，象徵著公司上下心繫社區和致力造福社群的愛心。


探訪活動

透過於節日安排探訪活動，我們為需要幫助的家庭送上應節食品之餘，更帶來了真切的關懷與慰問。在二零一七年，連雲港項目公司聯合灌雲縣市場監督管理局前往灌雲縣龍苴鎮胡河村、石門村、青墩村，走訪慰問貧困村民，給予祝福與支持。我們嘗試了解各村的經濟發展狀況和扶貧工作開展情況，並聆聽當地村民面臨的實際困難。透過為村委會發放慰問金，我們送上真切的關懷與慰問。此外，我們亦於節日安排慰問活動，為灌雲縣產業區消防隊致以節日的應節食品及祝福。光大綠色環保將繼續積極響應政府關於脫貧攻堅的號召，一如既往地投身於公益活動中，造福一方百姓。




Targeted Poverty Alleviation

Everbright Greentech seeks to facilitate targeted poverty alleviation as it develops the integrated biomass utilisation business in rural areas by investigating possibilities to provide business and job opportunities for local farmers. With the commencement of production and the establishment, improvement and development of the biomass intake and storage system, we have developed a strategy of “Increasing Income for Farmers, Ensuring Development for the Enterprise, and Procuring Mutual Success for Multiple Parties” which will drive the rural economy in direct and indirect ways to lift villagers from poverty. In 2017, our integrated biomass utilisation projects increased farmers’ income by approximately RMB400 million in total, benefiting over 2 million farmers.



精準扶貧

光大綠色環保在開展生物質綜合利用業務的同時也會考慮與精準扶貧的對接，並探索為當地農民提供創業和就業機會的可能性。隨著項目的投產以及燃料收儲體系的建立、完善和發展，我們打造出「農民增收、企業發展、多方共贏」的戰略，直接和間接帶動農村經濟，幫助人口脫貧。二零一七年，我們的生物質綜合利用項目帶動農民增收約人民幣4億元，令逾200萬名農民受益。



CASE STORY

個案分享

Targeted Poverty Alleviation through Integrated Biomass Utilisation 生物質綜合利用對接精準扶貧

In active response to the government’s call for “10,000 enterprises assisting 10,000 villages” and major measures relating to targeted poverty alleviation launched by provincial, municipal and county authorities, the Dangshan Integrated Biomass and Waste-to-Energy Project has been proactively reaching out to local government and underprivileged households and exploring the role of the integrated biomass utilisation industry in targeted poverty alleviation. Following the construction, improvement and development of the Company’s biomass intake and storage system since the commencement of production, the Dangshan Integrated Biomass and Waste-to-Energy Project has provided numerous entrepreneurial and job opportunities. There are 49 village-level acquisition points in the county, covering 60 impoverished villages and cultivating 700,000 hectares of woodland. Over 2,000 workers have been employed in connection with the processing and transportation of biomass raw materials. The project is expected to increase the income of local farmers by approximately RMB100 million each year, benefiting over 1 million farmers in Dangshan county and nearby regions. Since its commencement of production in September 2011, the project has increased farmers’ income, directly or indirectly, by over RMB525 million in total, benefiting approximately 300 thousand underprivileged households.

近年來，碭山生物質及垃圾發電一體化項目積極響應國家「萬企幫萬村」和省市縣各級精準扶貧重大部署，主動與當地政府和貧困村戶對接，積極探索生物質綜合利用產業在精準扶貧中的作用。項目投產以來，隨著公司生物質收儲體系的建立、完善和發展，碭山生物質及垃圾發電一體化項目為當地農民提供了大量創業、就業機會。目前，全縣有49個村級收購點，覆蓋60個貧困村及撫育林地70萬畝，有2,000餘人從事生物質原材料的加工和運輸，項目每年可增加當地農民收入約1億元，惠及碭山縣及周邊地區逾100餘萬農民。自二零一一年九月投產以來，項目直接或間接帶動農民增收共超過人民幣5.25億元，先後帶動約30萬名貧困戶增收。

Science, Technology and Environmental Protection Education

The Company attaches great importance to environmental protection and education. We actively invest resources, manpower and technology to educate the public on environmental issues. As a leading enterprise in the green industry, Everbright Greentech aims not only to construct more green projects with features of the environmental protection industry, but also to create favourable conditions for promotion of the green lifestyle. To complement the education and promotion efforts of municipal governments, we endeavour to build an effective platform on which the public can acquire knowledge and skills, enhance awareness and start good practices in relation to environmental protection. In Schönnewalde, Eastern Germany, the Company's ground photovoltaic power generation plant has been making vigorous donations to support the construction of sports facilities for the local children, in addition to providing stable power supply for the local area over the years.

科技及環保教育

本公司非常重視環保及公眾教育的工作，並積極投放我們的資源、人才科技開展大眾環保教育。作為綠色行業領軍企業，光大綠色環保的業務結合環保行業特點，不僅要為社會建設更多更環保的綠色項目，更要為推動生活方式綠色化創造條件。配合著政府的教育推廣工作，我們同時致力於為公眾搭建學習環保知識、提高環保意識、掌握環保技能、開展環保實踐的良好平台。我們位於德國東部舍訥瓦爾德市(Schönnewalde)的地面光伏發電項目不僅連續多年為當地提供穩定的電力供應，亦積極以捐款支持當地兒童體育活動設施的建設。

Major Science, Technology and Environmental Education Activities in 2017

二零一七年主要科技及環保教育活動

Green Partners

綠色夥伴

Industrial Waste and Hazardous Waste Treatment Professional Committee of China Association of Urban Environmental Sanitation
中國城市環境衛生協會工業固廢與危廢處理專業委員會

Activities

活動

Seminar on National Hazardous Waste Melting Technologies & Standard
全國危險廢物熔融處理技術與標準研討會

ASUES Industrial Waste and Hazardous Waste Treatment Professional Committee Meeting & 2017 Annual Meeting
中環協工業固廢危廢專委會委員代表大會暨2017年會

ASUES Industrial Waste and Hazardous Waste Treatment Professional Committee Member's Meeting & Work Conference on Preparation for Annual Meeting
中環協工業固廢危廢專委會委員代表大會暨通報年會籌備工作會議

Green Partners

綠色夥伴

Anhui New Energy Association
安徽省新能源協會

Activities

活動

Biomass Energy Study in Chuzhou, Bengbu, etc.
滁州、蚌埠等地進行生物質能利用調研工作

Biomass Energy Study in Anqing, Chizhou, Huangshan, etc.
赴安慶、池州、黃山等地進行生物質能利用調研工作

Biomass Energy Study in Huaibei, Suzhou, etc.
赴淮北、宿州等地進行生物質能利用調研工作

Biomass Energy Study in Bozhou, Fuyang, etc and Field Study of Straw Collection in Northern Anhui
赴亳州、阜陽等地進行生物質能利用調研，考察安徽北部地區秸稈收集情況

Biomass Energy Study in Xuancheng, Wuhu, Ma'anshan, etc.
赴宣城、蕪湖、馬鞍山等地進行生物質能利用調研

Project Inspection in Nanjing
赴南京等地進行項目考察

Talk on the 13th Five-Year-Plan for Energy & China's Transformation of Energy structure
十三五能源（電力）規劃與我國能源（電力）轉型講座

Suzhou Environmental Protection Industry Association
蘇州市環保產業協會

6th Meeting of the 3rd Session of Suzhou Environmental Protection Industry Association
蘇州市環保產業協會第三屆第六次理事會

6.5 Environment Day Publicity Campaign
6.5環境日系列宣傳紀念活動

Suzhou Society for Environmental Science
蘇州市環境科學學會

Suzhou Environmental Protection Industry Association Standing Council
蘇州市環保產業協會常務理事會

Visit to the 18th IE expo 2017
參觀第十八屆中國環博會

Total economic contributions to Green Partners in 2017: 二零一七年對綠色伙伴的總經濟貢獻：人民幣308,600元

Sponsoring Charity Premiere

During the Reporting Period, Everbright Greentech supported the Hong Kong charity premiere of the BBC's documentary "Earth: One Amazing Day" as the sole title sponsor. Through WWF – Hong Kong, we invited 200 youngsters from the local schools and communities to attend the charity premiere, with the aim of raising awareness towards environmental protection and planting a seed for the cause of conservation in contribution to a lasting future for the Earth. Furthermore, the documentary highlights how the planet, underpinned by subtle yet stunning power everywhere, is facing serious ecological crises, such as climate change, melting glaciers, depletion of freshwater sources, extinction of species and chemical pollution. We hope that, through this record and interpretation of the reality of natural life forms, everyone could learn to appreciate the beauty of the Earth again and develop a stronger awareness for the need to preserve the Earth with united efforts.

贊助慈善首映

報告期內，光大綠色環保冠名贊助了英國廣播公司(BBC)自然紀錄電影《地球：奇妙的一天》(Earth: One Amazing Day)的香港慈善首映。通過世界自然基金會香港分會，我們邀請了200名來自不同本地學校、社區的青年人欣賞慈善首映，一方面提高他們的環保意識，同時也在這片保育土壤播下種子，為地球培植生生不息的未來。此紀錄片見證了地球既微妙又震撼的神奇力量，同時帶出了人類的家園正面臨著氣候變暖、冰川融化、淡水枯竭、物種滅絕、化學污染等嚴重的生態危機。我們希望通過這部影片對自然生命真實的記錄和解讀作出呼籲，讓大家重新認識地球的美好，並提高意識同心協力去維護地球環境。



Mr. YANG Zhiqiang, Executive Director and Vice President of Everbright Greentech, Mr. Peter Cornthwaite, CEO of WWF-Hong Kong, posing for a photo with the teacher and students from Pope Paul VI College who were invited to participate in the premiere

光大綠色環保執行董事兼副總裁楊志強先生、世界自然基金會香港分會行政總裁江偉智先生與受邀觀影的保祿六世書院師生合照


Working with Local Governments

The Company also makes continuous efforts to promote public education. In particular, we work with the local governments on the promotion of anti-drug messages. To raise public awareness and their ability in drug identification, prevention and rejection, Zibo Hazardous Waste Project Company coordinated with the Zibo City Public Security Bureau to launch a series of themed activities for the promotion of "6.26 International Day against Drug Abuse and Illicit Trafficking". We further established a working group for centralised drug destruction in a non-hazardous manner formulated thorough and reasonable drug incineration plans. Under the guard of the Zibo City Public Security Bureau, over 20 kilograms of drugs seized in Zibo City over the past five years were delivered to our hazardous waste incineration facility and destroyed in a safe and environmentally friendly manner. This has demonstrated our strong emphasis on public and community education apart from providing technical support for the action.



與地方政府攜手合作

本公司在公共教育方面的工作亦不遺餘力，尤其我們在禁毒訊息推廣上與地方政府攜手合作。為增強全民識毒、防毒、拒毒的意識和能力，淄博危廢項目公司積極配合淄博市公安局開展了「6.26國際禁止藥物濫用和非法販運日」主題宣傳活動。我們更進一步成立了無公害集中銷毀毒品工作小組，制定了周密合理的毒品焚毀計劃。在淄博市公安局的押運看護下，淄博市近5年以來查獲的逾20公斤毒品被送到我們的危廢焚燒設施，以合乎環境安全的方式進行了銷毀。此舉除了提供處理的技術支援外，同時顯出我們對公共及社區教育的高度重視。





可持續發展目標

The SDGs are a series of international development goals announced by the United Nations (“UN”) aimed at making improvements in three dimensions of development issues – social, economic and environmental – in an integrated approach from 2015 to 2030, calling for a switch to the path of sustainable development and endeavouring to create a fairer and more environmentally friendly world with all countries.

可持續發展目標是聯合國（「聯合國」）的一系列國際發展目標，旨在從二零一五年到二零三零年間以綜合方式改善社會、經濟和環境三個維度的發展問題，轉向可持續發展道路，與各國一同創造一個更公平、更環保的世界。

Everbright Greentech is a specialty environmental protection service provider focused on integrated biomass utilisation, hazardous waste treatment and solar energy and wind power. The Company’s vision is generally aligned with the UNSDGs. We will continue to play a proactive role in implementing various SDGs by minimising environmental impacts through the proper treatment of waste generated from hazardous and non-hazardous sources with the application of innovative technologies and advanced operating systems and by further advancing rural development on the back of our experience and strengths in rural-urban integration.

光大綠色環保為專業環保服務提供商，專注於生物質綜合利用、危廢處置及光伏發電及風電業務。總體來說，本公司遠景與聯合國可持續發展目標是一致的。我們將繼續以創新的技術及先進的營運系統妥善處理有害及非有害廢物，最大程度降低對環境的影響，並鞏固公司在城鄉一體化的經驗和優勢，進一步促進農村發展，積極參與各項可持續發展目標的落實。

The summary below depicts how our activities connect with the 17 SDGs.

以下概要描述了我們的活動如何與17個可持續發展目標相關聯。



No Poverty
無貧窮

End poverty in all its forms everywhere
在全世界消除一切形式的貧困

Through our integrated biomass utilisation business, we are creating a market for agricultural and forestry residues, turning waste into value, and offering enormous business and job opportunities to local farmers. In 2017, our integrated biomass utilisation projects have increased farmers’ income by approximately RMB400 million, benefiting over 2 million farmers.

通過我們的生物質綜合利用業務，我們正在創造一個農林廢棄物市場，化廢為寶，為當地農民提供巨大的商業和就業機會。二零一七年，我們的生物質綜合利用項目帶動農民增收約人民幣4億元，令逾200萬名農民受益。



Zero Hunger
零饑餓

End hunger, achieve food security and improved nutrition and promote sustainable agriculture
消除飢餓，實現糧食安全，改善營養狀況和促進可持續農業

Fly ash produced from the combustion process of biomass raw materials can be utilised to produce fertilisers for agricultural use, thus supporting sustainable agriculture by helping farmers to reduce their reliance on chemical fertilisers. In 2017, 92,644.69 tonnes of fly ash were utilised.

生物質原材料焚燒過程中產生的飛灰可用於生產農業用的肥料，從而通過幫助農民減少對化肥的依賴來支持可持續農業。二零一七年，超過92,644.69噸飛灰被重新利用。



Good Health and Well-being
良好健康與福祉

Ensure healthy lives and promote well-being for all at all ages
確保健康的生活方式，促進各年齡段人群的福祉

All of our biomass combustion operations meet the “Emission Standard of Air Pollutants for Thermal Power Plants” (GB13223- 2011) and waste-to-energy operations fully comply with the European Union “Industrial Emissions Directive” (2010/75/EU), effectively minimising public health risk through clean production.

我們所有生物質焚燒的運營達《火電廠大氣污染物排放標準》(GB13223-2011)；垃圾發電的運營則符合歐盟《工業排放指令》(2010/75/EU)標準，通過清潔生產有效地減低大眾的健康風險。

We also proactively cooperate with the government to promote good health and well-being. For instance, our Zibo Hazardous Waste Project Company has formulated drug incineration plans with the local Public Security Bureau and safely destroyed drugs seized in Zibo City over the past 5 years.

我們更積極與政府合作，宣揚健康和福祉。比如，我們的淄博危廢項目公司與當地公安局共同制定了毒品焚毀計劃，並安全銷毀了淄博市近五年來所查獲的毒品。



Quality Education
優質教育

Ensure inclusive and equitable quality education and promote lifelong opportunities for all
確保包容和公平的優質教育，讓全民終身享有學習機會

We proactively organise public visits to our facilities, offering every individual with opportunities to understand how environmental infrastructures tackle pollution and enhance the community’s living environment. Our projects received 8,522 local and overseas visitors through visits, study tours and exchange tours in 2017.

我們積極開放項目設施供公眾參觀，給予大眾機會了解環保公共設施如何應對污染及提升社區的居住環境。我們的項目於二零一七年通過參觀、考察和交流團，接待了8,522名本地和海外訪客。



Gender Equality
性別平等

Achieve gender equality and empower all women and girls
實現性別平等，增強所有婦女和女童的權能

We ensure that our human resources management structure, including salary level, training opportunity and career prospect, is not affected by gender factors, thus achieving gender equality.

我們確保我們的人力資源管理架構，如薪酬水平、培訓機會及就業前景等不會受性別影響，從而實現性別平等。



Clean Water and Sanitation
清潔食水與衛生設施

Ensure availability and sustainable management of water and sanitation for all
為所有人提供水和環境衛生並對其進行可持續管理

We ensure industrial and domestic waste water produced from our operations comply with stringent national standards and are reused for cooling and landscaping purpose where appropriate, hence reducing our fresh water demand.

我們確保運營產生的工業和生活污水符合嚴格的國家標準，並在適當情況下循環使用在冷卻和園景用途上，從而減少對淡水的的需求。




Affordable and Clean Energy
經濟適用的
清潔能源

Ensure access to affordable, reliable, sustainable and modern energy for all
確保人人獲得負擔得起的、可靠、可持續及現代能源

We convert agricultural and forestry residues, solar and wind resources into clean energy and promote rural electrification. In 2017, approximately 1,667,503,000 kWh of green electricity were supplied onto the grid.

我們將農業及林業廢物、光伏與風資源轉化為清潔能源，促進農村電氣化。二零一七年，我們供應上網的綠色電力約1,667,503,000千瓦時。



Decent Work and Economic Growth
體面工作和
經濟增長

Promote inclusive and sustainable economic growth, employment and decent work for all
促進持久、包容和可持續經濟增長，促進充分的生產性就業和人人獲得體面工作

Most of our projects are located in rural areas, where our operations can foster local economic development through job opportunities and improved infrastructure services. For instance, the Lingbi Integrated Biomass and Waste-to-Energy Project has directly or indirectly created over 2,000 jobs for the local community.

我們大部分的項目都是位於市郊地區，因此我們的營運可以提供當地就業機會及改善基礎設施，從而推動當地經濟發展。比如，靈璧生物質及垃圾發電一體化項目已直接或間接為當地社區提供2,000多個工作崗位。



Industry, Innovation and Infrastructure
產業、創新
和基礎設施

Build resilient infrastructure, promote sustainable industrialisation and foster innovation
建造具備抵禦災害能力的基礎設施，促進具有包容性的可持續工業化，推動創新

We leverage our strong business innovation capabilities and invented a business model of integrated biomass and waste-to-energy operations, providing a one-stop holistic solution in tackling the rural waste problem in China. These projects uphold high quality and stable operations, hence ensuring reliable supply of green electricity regardless of environmental change. In 2017, our biomass power generation projects maintained an average plant availability of 91.16%.

我們借由強大的業務創新能力開發出城鄉一體化業務模式，為中國農村垃圾問題提供了一站式的整體解決方案。這些項目堅持高品質和穩定的運營，可不受環境變化的影響，保證綠色電力的可靠供應。二零一七年，我們的生物質發電項目保持了91.16%的平均廠房利用率。



Reduce Inequalities
減少不平等

Reduce inequality within and among countries

減少國家內部和國家之間的不平等

We pay special attention in ensuring that our project operations do not affect the dignity, rights, livelihood, or culture of indigenous peoples. We guarantee that the local ethnic minorities will be equally respected as the Han majority in collaborating with us.

我們特別關注以確保項目運營不會影響原住民族的尊嚴、權利、生計或文化。我們保證當地的少數民族和漢族在與我們合作中，會受同樣尊重。



Sustainable Cities and Communities
可持續城市與社區

Make cities and human settlements inclusive, safe, resilient and sustainable

建設包容、安全、有抵禦災害能力和可持續的城市和人類住區

The disposal of waste is a serious environmental and social challenge as a result of urbanisation. Through our integrated biomass and waste-to-energy projects, we introduced advanced waste treatment facilities into the countryside, thereby laying a foundation to support sustainable rural development in China by preventing waste and related pollution problems before they arise.

廢物處置是城市化帶來的嚴重環境問題和社會挑戰。通過生物質及垃圾發電一體化項目，我們將先進的垃圾處理設施引入農村，防止垃圾及其相關污染問題發生，從而為中國農村的可持續發展奠定了基礎。



Responsible Consumption and Production
負責任消費與生產

Ensure sustainable consumption and production patterns

採用可持續的消費和生產模式

We adopt sustainability throughout the entire supply chain in our integrated biomass utilisation business. In particular, we produce green electricity from agricultural waste and forestry residue which would otherwise be burnt in open space and contribute to environmental pollution, while the by-products (i.e. fly ash) can be utilised to produce fertiliser for agricultural use.

我們於生物質綜合利用業務的整個供應鏈中採納了可持續發展的理念，尤其是我們將農林廢物轉換為綠色電力，避免了這些廢物於露天焚燒，造成環境污染，而副產品（即飛灰）可用於生產農業用的肥料。

We also maintain a system to regularly monitor the sustainability performance of our suppliers, thus embedding our commitment to sustainability in our supply chain.

我們還維持了一個定期監測供應商在可持續方面的表現的體系，從而將我們對可持續發展的承諾植入我們的供應鏈。



Climate Action
氣候行動

Take urgent action to combat climate change and its impacts

採取緊急行動應對氣候變化及其影響

Through generation of green electricity from our integrated biomass utilisation projects, we offset greenhouse gas emissions through fossil fuel replacement and avoidance of fugitive methane emissions from waste. Our operations have avoided a total of 1,317,327 tonnes of carbon dioxide equivalent emissions in 2017.

通過我們生物質綜合利用項目產生的綠色電力，化石燃料替代品的使用抵銷了溫室氣體排放及避免了垃圾的無組織甲烷排放。二零一七年，我們的運營共避免了1,317,327噸二氧化碳當量排放。



Life below Water
水下生物

Conserve and sustainably use the oceans, seas and marine resources for sustainable development

保護和可持續利用海洋和海洋資源以促進可持續發展

All waste water generated from our hazardous waste treatment projects are adequately treated in meeting prevailing environmental regulations, ensuring no adverse environmental impact to the nearby water habitats.

我們危廢處置項目所產生的所有污水均依據主要的環境法規進行適當處理，確保不會對附近水體生境造成不利的環境影響。



Life on Land
陸地生物

Protect, restore and promote sustainable use of terrestrial ecosystems, sustainably manage forests, combat desertification, and halt and reverse land degradation and halt biodiversity loss

保護、恢復和促進可持續利用陸地生態系統，可持續管理森林，防治荒漠化，制止和扭轉土地退化，遏制生物多樣性的喪失

Our integrated biomass utilisation projects help tackle the waste problem in an environmentally sound manner. This results in the avoidance of open dumping of waste in the countryside which could cause land contamination and affect ecosystems. In 2017, approximately 249,000 tonnes of household waste were diverted from dump sites.

我們的生物質綜合利用項目以無害環境的方式應對垃圾問題，因此避免了農村地區的露天垃圾傾倒所導致的陸地污染及對生態系統的影響。二零一七年，約249,000噸生活垃圾被避免送入垃圾場。



Peace, Justice and Strong Institutions

和平、正義與
強大機構

Promote peaceful and inclusive societies for sustainable development, provide access to justice for all and build effective, accountable and inclusive institutions at all levels

創建和平、包容的社會以促進可持續發展，讓所有人都能訴諸司法，在各級建立有效、負責和包容的機構

In terms of social justice, we follow Asian Development Bank's ("ADB") requirements to mainstream social concerns into the beginning of project life cycle, thus ensuring that any involuntary resettlement associated with our project development will be properly managed in compliance with applicable laws, and all affected people will receive fair and adequate compensation and rehabilitation.

在社會正義方面，我們遵循亞洲開發銀行（「亞發行」）的要求，將社會關注點納入項目生命週期的初始階段，從而確保與項目開發相關的非自願移民安置工作將按照適用法律進行妥善管理，受影響人士將得到公平、充分的補償和修復安排。

We also strive to promote a peaceful and inclusive working environment. Our "Staff Handbook" and "Code of Conduct" prohibit issues such as corruption, bribery, conflict of interest and discrimination within our working environment. In 2017, the Company was not aware of any non-compliance with relevant laws and regulations that had a significant impact on us relating to anticorruption.

我們亦致力創建和平及包容的工作環境。我們的「員工手冊」和「員工守則」禁止我們的工作環境內出現貪污、受賄、利益衝突和歧視等問題。於二零一七年，本公司並無知悉其未有遵守任何在反貪污層面對本公司有重大影響相關的法律及規例。



Partnership for the Goals

促進目標實現的
夥伴關係

Strengthen the means of implementation and revitalise the Global Partnership for Sustainable Development

重振可持續發展全球
夥伴關係

We have been partnering with institutions such as ADB and China Development Bank, collaboratively promote clean energy and environmental protection. We have also promoted the SDGs in our internal newsletter to encourage employees' collective participation in pursuing sustainability.

我們一直與亞發行及中國開發銀行等機構合作，攜手宣揚節約能源及環境保護。我們更於內部報刊中推廣了聯合國可持續發展目標，以提高對可持續發展的重要性的關注並鼓勵所有員工參與追求可持續發展。

Looking forward, the market for environmental protection will continue to grow as ongoing development of the ecological civilisation gives rise to domestic demand for environmental protection services. The Company will seek to identify further niches in the existing market and expand its business to more regions in China. We will also continue to extend our outreach along the industrial chain to establish ourselves as an integrated environmental protection service provider focused on waste treatment and anti-pollution, while implementing business innovation to drive our strategy of diversification, striving for breakthrough in new business segments such as biogenic gas and environment restoration to foster new growth.

Amid the backdrop of the “Belt and Road” initiative and global cooperation on production capacity, international businesses have been accounting for an increasing role in China’s green environmental protection industry, indicating strong investment opportunities in the overseas market. The Company will seize timely opportunities to tap overseas market in active response to China’s “Belt and Road” initiative.

Leveraging the solid backing of China Everbright Group and the strong support of Everbright International, our controlling shareholder, we will continue to make solid progress and strive for breakthroughs to become a leading player in China’s environmental protection industry as we ride market trends to capture new opportunities arising from the nation’s strong effort to advance green development.

展望未來，隨著生態文明建設的持續深入，國內環保需求不斷激活，環保市場規模將持續擴大。本公司將繼續深耕現有市場，把自身業務拓展至全國更多區域；不斷延伸產業鏈，立足成為廢棄物處置及污染治理的綜合環保服務商；深入落實業務創新引領多元化發展的方略，力爭實現新業務領域如生物天然氣、環境修復業務方面的突破，尋求新的增長點。

在「一帶一路」倡議和國際產能合作的大背景下，中國綠色環保產業的海外份額也在不斷擴大，海外投資機遇凸顯。本公司也將積極響應國家「一帶一路」的戰略方針，適時進軍海外市場。

依託中國光大集團這一堅實後盾及控股股東光大國際的強大支持，我們將順應時勢，緊抓國家大力推進綠色發展的新機遇，紮實前行，力求突破，致力成為中國環保行業的翹楚。

The setting of forward-looking goals can help to build a solid foundation for the sustainable development of the Company, and guide the ongoing process of Everbright Greentech. Our main objectives for sustainable development in 2018 are as follows:

設定具前瞻性的目標能夠為本公司的可持續發展建立穩健的基礎，並引領光大綠色環保繼續前進。我們在二零一八年有關可持續發展的主要目標如下：

Sustainable Development Aspects 可持續發展範疇	Targets in 2018 二零一八年主要目標
Operation 運營	<p>To strive for ISO9001, ISO14001 and OHSAS18001 certifications (or equivalent) for each environmental project within one year after the completion of construction and commencement of operation 爭取每個環保項目在建成投運的一年內取得ISO9001、ISO14001及OHSAS18001認證（或同等認證）</p> <p>To strive for zero non-planned shutdown 爭取實現零非計劃停機事故</p> <p>To strive to solve all valid complaints by the public 致力解決所有有效的公眾投訴</p>
Environment 環境	<p>To increase the volume of total carbon dioxide emissions avoided by environmental protection projects by at least 5% per annum 環保項目的總二氧化碳減排量年增率不低於5%</p> <p>To procure that the level of integrated biomass utilisation projects' air emission concentration is less than the average rate for the past three years 生物質綜合利用項目的煙氣排放濃度低於過去三年的平均水平</p> <p>To maintain the percentage of ISO14001 suppliers at a level not less than the average rate for the past three years 取得ISO14001認證的供應商比率不低於過去三年的平均數</p>
Society 社會	<p>To increase the average training hours of each employee by 5% per annum 每位員工的平均培訓時數按年增加5%</p> <p>To maintain an injury rate at a level less than the average rate in the past three years 工傷率維持在低於過去三年的平均水平</p> <p>To conduct customer satisfaction surveys 設立客戶滿意度調查</p>

Corporate Level

Constituent Stock of the MSCI China Small Cap Index

企業層面

獲納入MSCI明晟中國小型股指數成份股

Constituent Stock of the Hang Seng Composite Index, the Hang Seng Stock Connect Hong Kong Index, Hang Seng Stock Connect Hong Kong MidCap & SmallCap Index and Hang Seng Stock Connect Hong Kong SmallCap Index respectively

分別獲納入恒生綜合指數、恒生港股通指數、恒生港股通中小型股指數及恒生港股通小型股指數成份股

Project Company Level

項目公司層面

Guanyun Integrated Biomass and Waste-to-energy Project
灌雲生物質及垃圾發電一體化項目

Advanced Award for the Construction of Key Industrial Projects 2016
二零一六年度重點工業項目建設先進獎
Advanced Unit of Work Safety 2017
二零一七年度安全生產工作先進單位

Ningwu Wind Power Project
寧武風電項目

Shanxi Province Fen River Cup Award for Construction Projects (Highest Award for Excellent Quality Construction Projects in Shanxi Province)
山西省建設工程汾水杯獎
(山西省優質工程最高獎)



Rugao Biomass Direct Combustion Project
如皋生物質直燃項目

Advanced Unit of Project Investment 2016
二零一六年度項目投入紅旗單位



Advanced Organisation of Investment Promotion 2016
二零一六年度招商引資工作先進集體



Mianzhu Integrated Biomass and Waste-to-energy Project
綿竹生物質及垃圾發電一體化項目

Typical Demonstration Projects in Comprehensive Demonstration City of National Energy Saving and Emission Reduction Fiscal Policy
國家節能減排財政政策綜合示範市典型示範項目

Fengyang Integrated Biomass and Waste-to-energy Project
鳳陽生物質及垃圾發電一體化項目

Fengyang County Rapid Progress Award for Key Projects
風陽縣重大項目快速推進獎



Lianyungang Hazardous Waste Incineration Project
連雲港危廢焚燒項目

Advanced Unit of Building National Hygienic City
創建國家衛生城市先進單位

Jiangsu Province AAA Grade Enterprise in Quality, Service and Trust
江蘇省質量、服務、誠信AAA級企業



VERIFICATION STATEMENT

Scope and Objective

Hong Kong Quality Assurance Agency ("HKQAA") has been engaged by China Everbright Greentech Limited ("Everbright Greentech") to undertake an independent verification for its Sustainability Report 2017 ("the Report").

The scope of HKQAA's verification covers the data and information associating to Everbright Greentech's sustainability performance for the period from 1st January 2017 to 31st December 2017, as defined in the Report.

The objective of this verification is to provide reasonable assurance of the data and information disclosed in the Report to confirm their accuracy, reliability and objectivity.

Level of Assurance and Methodology

The process applied in this verification was based on the International Standard on Assurance Engagements 3000 (Revised) - Assurance Engagements Other Than Audits or Reviews of Historical Financial Information issued by the International Auditing and Assurance Standards Board. Our evidence gathering process was designed to obtain a reasonable level of assurance in accordance with the standard for the purpose of devising the verification conclusion. The extent of this verification process was provided for the Comprehensive Option of the Global Reporting Initiative Sustainability Reporting Standards (GRI Standards), the GRI G4 Electric Utilities Sector Disclosure and the criteria set in the Environmental, Social and Governance Reporting Guide ("ESG Guide") of The Stock Exchange of Hong Kong Limited.

The verification procedure covered reviewing relevant documentation, interviewing responsible personnel with accountability for preparing the Report and verifying the selected representative sample of data and information used for preparing the Report. Raw data and supporting evidence of the selected samples were also thoroughly examined during the verification process.

Independence

Everbright Greentech is responsible for the collection and presentation of the information in the Report. HKQAA did not involve in the collection and calculation of data in the Report or the compilation of the Report. HKQAA's verification activities are entirely independent from Everbright Greentech.

Conclusion

Based on the verification results and in accordance with the verification procedures undertaken, HKQAA has obtained reasonable assurance and is in the opinion that:

- The Report has been prepared in accordance with the Comprehensive Option of the GRI Standards, the Electric Utilities Sector Disclosure and the ESG Guide;
- The Report illustrates Everbright Greentech's sustainability performance, with respect to the material aspects identified, in a balanced, comparable, clear and timely manner; and
- The data and information disclosed in the Report are reliable and complete.

In conclusion, the report reflects truthfully of Everbright Greentech's sustainability performance that is commensurate with the sustainability context and materiality of the company.

Signed on behalf of Hong Kong Quality Assurance Agency

Bryan Peng
Assistant Director
Manufacturing and Service Business Division
April 2018



核實聲明

範圍及目的

香港品質保證局獲中國光大綠色環保有限公司（「光大綠色環保」）委託對其《二零一七年可持續發展報告》（「報告」）的內容進行獨立核實。

此次核實範圍涵蓋報告內有關光大綠色環保由2017年1月1日至2017年12月31日在可持續發展方面的表現資料和數據。

核實的目的是對報告內所記載之數據和資料提供合理保證，以確認有關內容的準確性、可靠性及客觀性。

保證程度和核實方法

此次核實工作是依據國際審計與核證準則委員會發布的《國際核證聘用準則3000（修訂版），歷史財務資料審計或審閱以外的核證聘用》執行。收集證據的程序是根據有關準則為獲取合理保證以作出核實結論而制定。此外，核實過程的範圍是按照全球報告倡議組織所制定的《可持續發展報告標準》的「全面」選項，《電力行業披露》亦參照香港聯合交易所有限公司（「聯交所」）發佈的《環境、社會及管治報告指引》釐訂。

核實過程包括文件資料檢閱、與負責編制報告的代表面談、選取用於編制報告而具有代表性的數據和資料進行查核，相關原始數據和支持證據亦於核實過程中經過詳細審閱。

獨立性

光大綠色環保負責收集和陳述在報告內的資料。香港品質保證局不涉及收集和計算此報告內的數據或參與編撰此報告。香港品質保證局的核實過程是獨立於光大綠色環保。

結論

基於是次的核實結果，香港品質保證局對報告作出合理保證並總結：

- 報告的編制程度符合全球報告倡議組織的《可持續發展報告標準》的「全面」選項，《電力行業披露》和《環境、社會及管治報告指引》；
- 報告平衡、清晰、具比較性和及時地將光大綠色環保重要範疇的可持續發展表現闡述；
- 報告內的資料和數據可靠完整。

總體而言，此報告能如實地反映光大綠色環保的可持續發展表現並與其具體的可持續發展情況和重要性相稱。

香港品質保證局

彭文俊
製造及服務科助理總監
2018年4月

Economic Performance 經濟表現

		2017	2016
		HK\$'000	HK\$'000
		港幣千元	港幣千元
Direct Economic Value Generated (HK\$'000)	產生的直接經濟價值 (港幣千元)		
Revenue	收益	4,581,352	3,000,131
Other revenue	其他收益	118,376	67,897
Economic Value Distributed (HK\$'000)	分配的經濟價值 (港幣千元)		
Staff costs	員工開支	167,400	104,659
Other costs ⁽¹⁾	其他成本 ⁽¹⁾	3,012,872	1,980,752
Finance costs	財務費用	125,565	67,715
Dividends	股息	185,947	–
Taxes ⁽²⁾	稅項 ⁽²⁾	49,788	45,202
Profit attributable to non-controlling interest	非控股權益應佔盈利	3,476	300
Charitable donations ⁽³⁾	慈善捐款 ⁽³⁾	1,668	–
Economic Value Retained (HK\$'000)	留存的經濟價值 (港幣千元)		
Retained for Everbright Greentech's sustainable operation and development	留存作光大綠色環保的可持續運營和發展	1,153,012	869,400

Operational Performance 運營表現

		2017	2016
Business Performance	業務表現		
On-grid green electricity supplied (kWh) ⁽⁴⁾	綠色上網電量 (千瓦時) ⁽⁴⁾	1,667,503,000	891,408,000
Biomass raw materials processed (tonne) ⁽⁵⁾	生物質原材料處理量 (噸) ⁽⁵⁾	1,684,691	728,142
Household waste processed (tonne) ⁽⁵⁾	生活垃圾處理量 (噸) ⁽⁵⁾	249,212	73,526
Steam generated (tonne) ⁽⁵⁾	蒸汽產量 (噸) ⁽⁵⁾	171,027	–
Hazardous waste processed (tonne) ⁽⁵⁾	危廢處置量 (噸) ⁽⁵⁾	113,031	99,639
Certification	認證		
Number of ISO 9001 certificates	ISO 9001認證數目	10	7

Environmental Performance⁽⁷⁾ 環境表現⁽⁷⁾

		2017	2016
GHG Emissions⁽⁶⁾	溫室氣體排放⁽⁶⁾		
CO ₂ e (Scope 1) (tonne) ⁽⁸⁾	二氧化碳當量(範疇一)(噸) ⁽⁸⁾	169,047.17	6,839.04
CO ₂ e (Scope 2) (tonne) ⁽⁸⁾	二氧化碳當量(範疇二)(噸) ⁽⁸⁾	8,657.40	1,006.25
CO ₂ e (Scope 3) (tonne) ⁽⁹⁾⁽¹⁰⁾	二氧化碳當量(範疇三)(噸) ⁽⁹⁾⁽¹⁰⁾	3,944.12	5,114.10
GHG intensity (gCO ₂ e/kWh)	溫室氣體強度(克二氧化碳當量/千瓦時)	0.11	0.01
Key Air Emissions (tonne)⁽⁵⁾⁽⁷⁾	主要煙氣排放(噸)⁽⁵⁾⁽⁷⁾		
Particulate matter (PM)	顆粒物	86	37
Sulphur dioxide (SO ₂)	二氧化硫	630	217
Nitrogen oxides (NO _x)	氮氧化物	1,320	598
Energy Consumed⁽⁶⁾	耗用能源⁽⁶⁾		
Natural gas ⁽¹¹⁾	天然氣 ⁽¹¹⁾	7,996.97	–
Non-renewable electricity	非再生電力	43,250.66	26,038.87
Renewable electricity	可再生電力	401,720.85	193,465.64
Total energy consumed (GJ)	總能源消耗(吉焦)	452,968.48	219,504.51
Energy intensity (kJ/kWh)	能源強度(千焦/千瓦時)	266.85	246.24
Ash Processed (tonne)⁽⁶⁾	灰渣處置(噸)⁽⁶⁾		
Fly ash	飛灰	104,155.33	40,188.45
Bottom ash	爐渣	263,100.44	92,922.52
Certification	認證		
Number of ISO 14001 certificates	ISO 14001認證數目	10	7

Employment and Labour Practice Performance 僱傭及勞工常規表現

		2017	2016
Health and Safety	健康與安全		
Number of fatalities – employees and independent contractors working onsite	因工死亡個案 – 員工和獨立承包商駐場工人	0	0
Number of disability injuries – employees and independent contractors working onsite	因工傷殘個案 – 員工和獨立承包商駐場工人	0	0
Number of work-related injuries – employees	工傷個案 – 員工	4	0
Number of work-related injuries – independent contractors working onsite	工傷個案 – 獨立承包商駐場工人	2	1
Injury rate (IR) – employees ⁽⁶⁾⁽¹²⁾	工傷率(IR) – 員工 ⁽⁶⁾⁽¹²⁾	0.22	0
Injury rate (IR) – independent contractors working onsite ⁽⁶⁾⁽¹²⁾	工傷率(IR) – 獨立承包商駐場工人 ⁽⁶⁾⁽¹²⁾	0.15	0.35
Absentee days due to work-related injury (day)	因工傷缺勤日數(天)	199	203
Number of OHSAS 18001 certificates	OHSAS 18001認證數目	10	7

Notes 附註：

- (1) Represents other costs but excludes depreciation and amortisation for the year
代表年度的其他成本，但不包括年度的折舊及攤銷
- (2) Represents current income tax but excludes deferred tax for the year
代表本期所得稅，但不包括本年度的遞延稅項
- (3) Cash donation in 2017 amounted to HK\$1,183,000
其中二零一七年現金捐款為港幣1,183,000元
- (4) Figures are rounded to the nearest thousand
數字調整至最接近的千位數表示
- (5) Figures are rounded to the nearest integer
數字調整至最接近的整數表示
- (6) Figures are rounded to two decimal places
數字調整至最接近的小數點後兩位表示
- (7) The calculation boundary covers all operating projects in China
計算邊界包括所有位於中國的運營項目
- (8) The calculation for operating projects is referenced to CDM methodology “ACM0018: Electricity Generation from Biomass Residues in Power-only Plants (Version 3.0)” and “ACM0022: Alternative Waste Treatment Processes (Version 2.0)”
運營項目的計算參照CDM方法《ACM0018：純發電廠利用生物廢棄物發電（3.0版）》及《ACM0022：多選垃圾處理方式（2.0版）》
- (9) The calculation boundary covers fuel consumption for the transportation of biomass raw materials and air travel by employees
計算邊界包括運送生物質原材料所消耗的燃料和員工飛機差旅
- (10) GHG emissions from air travel are calculated by ICAO Carbon Emissions Calculator
飛機差旅的溫室氣體排放以國際民航組織的碳排放計算器計算得出
- (11) Energy content of natural gas is assumed to be 39.01 GJ per 1,000m³
假設每千立方米天然氣含39.01吉焦能源
- (12) Injury rate (IR) = (Total number of work-related injuries/Total working hours) x 200,000
工傷率(IR) = (工傷個案總計 / 工作總時數) x 200,000



GRI Content Index GRI 內容索引

Disclosure Number 披露編號	Description 描述	Relevant Chapter(s) or Other References/Explanation 有關章節或其他參考/說明	Page Number 頁數	External Assurance 外部保證/確信
GRI 101: Foundation 2016 基礎 2016				
GRI 101 does not include any disclosures 不包含任何揭露				
GRI 102: General Disclosures 2016 一般揭露 2016				
Organizational Profile 機構概況				
102-1	Name of the organization 組織名稱	About this Report 關於本報告	3	✓
102-2	Activities, brands, products, and services 活動、品牌、產品與服務	About this Report 關於本報告	3	✓
102-3	Location of headquarters 總部位置	About this Report 關於本報告	3	✓
102-4	Location of operations 營運活動地點	Our Sustainable Business 我們的可持續業務	16-20	✓
102-5	Ownership and legal form 所有權與法律形式	About this Report 關於本報告	3	✓
102-6	Markets served 提供服務的市場	Our Sustainable Business 我們的可持續業務	16-20	✓
102-7	Scale of the organization 組織規模	Our Sustainable Business 我們的可持續業務	11	✓
102-8	Information on employees and other workers 員工與其他工作者的資訊	Nurturing Our People 培育人才	53	✓
102-9	Supply chain 供應鏈	Greening Our Operations 致力綠色運營	30-31	✓
102-10	Significant changes to the organization and its supply chain 組織與其供應鏈的重大改變	Message from CEO; Greening Our Operations 行政總裁致辭：致力綠色運營	4-9, 30-31	✓
102-11	Precautionary Principle or approach 預警原則或方針	Greening Our Operations 致力綠色運營	24-31	✓
102-12	External initiatives 外部倡議	Message from CEO 行政總裁致辭	4-9	✓
102-13	Membership of associations 公協會的會員資格	Communities and Philanthropy 社區與公益	71-72	✓
Electric Utilities Sector Disclosures 電力行業披露				
EU1	Installed capacity, broken down by primary energy source and by regulatory regime 按一次能源細分的裝機容量	Our Sustainable Business 我們的可持續業務	15-20	✓
EU2	Net energy output, broken down by primary energy source and by regulatory regime 按一次能源細分的淨能源輸出	Our Sustainable Business 我們的可持續業務	15	✓
EU3	Number of residential, industrial, institutional and commercial customer accounts 機構及商業客戶賬戶數目	Our Sustainable Business 我們的可持續業務	15	✓
EU4	Length of above and underground transmission and distribution lines by regulatory regime 地上及地下輸電及配電線路長度	Our Sustainable Business 我們的可持續業務	15	✓
EU5	Allocation CO ₂ emissions allowances or equivalent, broken down by carbon trading framework 按碳交易框架細分的二氧化碳當量排放量配額	We did not participate in carbon emissions trading scheme during the reporting period. 我們於報告期內沒有參與任何碳排放交易計劃。	-	✓
Strategy 策略				
102-14	Statement from senior decision-maker 決策者的聲明	Message from CEO 行政總裁致辭	4-9	✓
102-15	Key impacts, risks, and opportunities 關鍵衝擊、風險及機會	Message from CEO 行政總裁致辭	4-9	✓
Ethics and Integrity 倫理與誠信				
102-16	Values, principles, standards, and norms of behavior 價值、原則、標準和行為規範	Greening Our Operations 致力綠色運營	24-31	✓
102-17	Mechanisms for advice and concerns about ethics 關於倫理之建議與顧慮的機制	Greening Our Operations 致力綠色運營	24-31	✓

Disclosure Number 披露編號	Description 描述	Relevant Chapter(s) or Other References/Explanation 有關章節或其他參考/說明	Page Number 頁數	External Assurance 外部保證/確信
Governance 管治				
102-18	Governance structure 治理結構	Greening Our Operations 致力綠色運營	27-30	✓
102-19	Delegating authority 委任權責	Greening Our Operations 致力綠色運營	27-30	✓
102-20	Executive-level responsibility for economic, environmental, and social topics 管理階層負責經濟、環境和社會主題	Greening Our Operations 致力綠色運營	27-30	✓
102-21	Consulting stakeholders on economic, environmental, and social topics 與利害關係人諮詢經濟、環境和社會主題	Stakeholder Engagement and Materiality 持份者參與及實質性	32-41	✓
102-22	Composition of the highest governance body and its committees 最高治理單位與其委員會的組成	Greening Our Operations 致力綠色運營	27-30	✓
102-23	Chair of the highest governance body 最高治理單位的主席	Greening Our Operations 致力綠色運營	27-30	✓
102-24	Nominating and selecting the highest governance body 最高治理單位的提名與遴選	Greening Our Operations 致力綠色運營	27-30	✓
102-25	Conflicts of interest 利益衝突	Greening Our Operations 致力綠色運營	27-30	✓
102-26	Role of highest governance body in setting purpose, values, and strategy 最高治理單位在設立宗旨、價值觀及策略的角色	Greening Our Operations 致力綠色運營	27-30	✓
102-27	Collective knowledge of highest governance body 最高治理單位的群體智識	Greening Our Operations 致力綠色運營	27-30	✓
102-28	Evaluating the highest governance body's performance 最高治理單位的績效評估	Greening Our Operations 致力綠色運營	27-30	✓
102-29	Identifying and managing economic, environmental, and social impacts 鑑別與管理經濟、環境和社會衝擊	Greening Our Operations 致力綠色運營	27-30	✓
102-30	Effectiveness of risk management processes 風險管理程序的有效性	Annual Report 2017 – Corporate Governance – Risk Management 《二零一七年年報》—企業管治報告—風險管理	–	✓
102-31	Review of economic, environmental, and social topics 經濟、環境和社會主題的檢視	Greening Our Operations 致力綠色運營	24-31	✓
102-32	Highest governance body's role in sustainability reporting 最高治理單位於永續性報導的角色	About this Report 關於本報告	3	✓
102-33	Communicating critical concerns 溝通重要關鍵議題	Greening Our Operations 致力綠色運營	25	✓
102-34	Nature and total number of critical concerns 關鍵議題的性質與總數	Annual Report 2017 – Corporate Governance – Risk Management 《二零一七年年報》—企業管治報告—風險管理	–	✓
102-35	Remuneration policies 薪酬政策	Greening Our Operations; Annual Report 2017 – Corporate Governance 致力綠色運營：《二零一七年年報》—企業管治報告	27-30	✓
102-36	Process for determining remuneration 薪酬決定的流程	Annual Report 2017 – Corporate Governance 《二零一七年年報》—企業管治報告	–	✓
102-37	Stakeholders' involvement in remuneration 利害關係人的參與	Annual Report 2017 – Corporate Governance 《二零一七年年報》—企業管治報告	–	✓
102-38	Annual total compensation ratio 年度總薪酬比率	Greening Our Operations 致力綠色運營	29	✓
102-39	Percentage increase in annual total compensation ratio 年度總薪酬比率之增加百分比	Greening Our Operations 致力綠色運營	29	✓

Disclosure Number 披露編號	Description 描述	Relevant Chapter(s) or Other References/Explanation 有關章節或其他參考/說明	Page Number 頁數	External Assurance 外部保證/確信
Stakeholder Engagement 利害關係人溝通				
102-40	List of stakeholder groups 利害關係人團體	Stakeholder Engagement and Materiality 持份者參與及實質性	33	✓
102-41	Collective bargaining agreements 團體協約	Collective bargaining agreements are not required by law in Hong Kong. 香港沒有集體談判協議的相關法例。	-	✓
102-42	Identifying and selecting stakeholders 鑑別與選擇利害關係人	Stakeholder Engagement and Materiality 持份者參與及實質性	33	✓
102-43	Approach to stakeholder engagement 與利害關係人溝通的方針	Stakeholder Engagement and Materiality 持份者參與及實質性	35-36	✓
102-44	Key topics and concerns raised 提出之關鍵主題與關注事項	Stakeholder Engagement and Materiality 持份者參與及實質性	35-36	✓
Reporting Practice 報導實務				
102-45	Entities included in the consolidated financial statements 合併財務報表中所包含的實體	Annual Report 2017 – Notes to Financial Statements (Pg 109-202) 《二零一七年年報》– 財務報表附註 (109-202頁)	-	✓
102-46	Defining report content and topic boundaries 界定報告書內容與主題邊界	Stakeholder Engagement and Materiality 持份者參與及實質性	40-41	✓
102-47	List of material topics 重大主題表列	Stakeholder Engagement and Materiality 持份者參與及實質性	40-41	✓
102-48	Restatements of information 資訊重編	There are no restatement of information in this Report. 本報告不涉及重整舊報告資訊。	-	✓
102-49	Changes in reporting 報導改變	Stakeholder Engagement and Materiality 持份者參與及實質性	40-41	✓
102-50	Reporting period 報導期間	About this Report 關於本報告	3	✓
102-51	Date of most recent report 上一次報告書的日期	About this Report 關於本報告	3	✓
102-52	Reporting cycle 報導週期	About this Report 關於本報告	3	✓
102-53	Contact point for questions regarding the report 可回答報告書相關問題的聯絡人	About this Report 關於本報告	3	✓
102-54	Claims of reporting in accordance with the GRI Standards 依循GRI準則報導的宣告	About this Report 關於本報告	3	✓
102-55	GRI content index GRI內容索引	Content Index 內容索引	89-95	✓
102-56	External assurance 外部保證/確信	Verification Statement 審核聲明	84-85	✓

Topic-specific Disclosures 特定主題準則

Disclosure Number 披露編號	Description 描述	Relevant Chapter(s) or Other References/Explanation 有關章節或其他參考/說明	Page Number 頁數	External Assurance 外部保證/ 確信
GRI 200: Economic 經濟				
Economic Performance 經濟績效				
GRI 103: Management Approach 2016 管理方針 2016				
103-1	Explanation of the material topic and its Boundary 解釋重大主題及其邊界	Stakeholder Engagement and Materiality 持份者參與及實質性	41	✓
103-2	The management approach and its components 管理方針及其要素	Our Sustainable Business 我們的可持續業務	11-13	✓
103-3	Evaluation of the management approach 管理方針的評估	Message from CEO; Our Sustainable Business 行政總裁致辭：我們的可持續業務	4-9, 11-13	✓
GRI 201: Economic Performance 2016 經濟績效 2016				
201-1	Direct economic value generated and distributed 組織所產生及分配的直接經濟價值	Our Sustainable Business 我們的可持續業務	14	✓
201-2	Financial implications and other risks and opportunities due to climate change 氣候變遷所產生的財務影響及其它風險與機會	Message from CEO 行政總裁致辭	4-9	✓
201-3	Defined benefit plan obligations and other retirement plans 定義福利計劃義務与其它退休計畫	Nurturing Our People 培育人才	62	✓
201-4	Financial assistance received from government 取自政府之財務補助	Our Sustainable Business 我們的可持續業務	13	✓
Market Presence 市場地位				
GRI 103: Management Approach 2016 管理方針 2016				
103-1	Explanation of the material topic and its Boundary 解釋重大主題及其邊界	Stakeholder Engagement and Materiality 持份者參與及實質性	41	✓
103-2	The management approach and its components 管理方針及其要素	Nurturing Our People 培育人才	53-65	✓
103-3	Evaluation of the management approach 管理方針的評估	Nurturing Our People 培育人才	53-65	✓
GRI 202: Market Presence 2016 市場表現 2016				
202-1	Ratios of standard entry level wage by gender compared to local minimum wage 不同性別的基層人員標準薪資與當地最低薪資的比率	The compensation of all of our employees is higher than the minimum wage rules. 我們所有員工的工資高於最低工資規則。	-	✓
202-2	Proportion of senior management hired from the local community 雇用當地居民為高階管理階層的比例	Nurturing Our People 培育人才	55	✓
Electric Utilities Sector Disclosures 電力行業披露				
System Efficiency 系統效能				
GRI 103: Management Approach 2016 管理方針 2016				
103-1	Explanation of the material topic and its Boundary 解釋重大主題及其邊界	Stakeholder Engagement and Materiality 持份者參與及實質性	41	✓
103-2	The management approach and its components 管理方針及其要素	Greening Our Operations 致力綠色運營	25-26	✓
103-3	Evaluation of the management approach 管理方針的評估	Greening Our Operations 致力綠色運營	25-26	✓

Disclosure Number 披露編號	Description 描述	Relevant Chapter(s) or Other References/Explanation 有關章節或其他參考/說明	Page Number 頁數	External Assurance 外部保證/確信
Electric Utilities Sector Disclosures 電力行業披露				
EU11	Average generation efficiency of thermal plants by energy source and by regulatory regime 火電廠的平均發電效能	Our Sustainable Business 我們的可持續業務	15	✓
EU12	Transmission and distribution losses as a percentage of total energy 輸配電虧損	Due to immediate proximity between our thermal plants and government substations, insignificant transmission loss is expected. 由於我們的發電廠非常接近政府的配電站，輸電所造成的損耗非常輕微。	-	✓
Research and Development 科研及開發				
GRI 103: Management Approach 2016 管理方針 2016				
103-1	Explanation of the material topic and its Boundary 解釋重大主題及其邊界	Stakeholder Engagement and Materiality 持份者參與及實質性	41	✓
103-2	The management approach and its components 管理方針及其要素	Message from CEO 行政總裁致辭	4-9	✓
103-3	Evaluation of the management approach 管理方針的評估	Message from CEO 行政總裁致辭	4-9	✓
GRI 300: Environmental 環境				
Materials 物料				
GRI 103: Management Approach 2016 管理方針 2016				
103-1	Explanation of the material topic and its Boundary 解釋重大主題及其邊界	Stakeholder Engagement and Materiality 持份者參與及實質性	41	✓
103-2	The management approach and its components 管理方針及其要素	Protecting Our Environment; Joining Hands towards the Sustainable Development Goals 環境保護：攜手踐行可持續發展目標	46-47, 78	✓
103-3	Evaluation of the management approach 管理方針的評估	Protecting Our Environment; Joining Hands towards the Sustainable Development Goals 環境保護：攜手踐行可持續發展目標	46-47, 78	✓
GRI 301: Materials 2016 物料 2016				
301-1	Materials used by weight or volume 所用物料的重量或體積	Protecting Our Environment 環境保護	47	✓
301-2	Recycled input materials used 使用的可再生物料	In 2017, the percentage of recycled materials used (biomass raw materials) in our operation was 98.28%. 二零一七年，我們於運營中使用的可再生物料（生物質原材料）佔98.28%。	-	✓
301-3	Reclaimed products and their packaging materials 回收產品及其包材	Packaging materials and product recall are not applicable for Everbright Greentech's business operations. 光大綠色環保的業務不涉及包裝材料及產品回收。	-	✓
Emissions 排放				
GRI 103: Management Approach 2016 管理方針 2016				
103-1	Explanation of the material topic and its Boundary 解釋重大主題及其邊界	Stakeholder Engagement and Materiality 持份者參與及實質性	41	✓
103-2	The management approach and its components 管理方針及其要素	Protecting Our Environment 環境保護	43-46	✓
103-3	Evaluation of the management approach 管理方針的評估	Protecting Our Environment 環境保護	43-46	✓

Disclosure Number 披露編號	Description 描述	Relevant Chapter(s) or Other References/Explanation 有關章節或其他參考/說明	Page Number 頁數	External Assurance 外部保證/確信
GRI 305: Emissions 2016 排放 2016				
305-1	Direct (Scope 1) GHG emissions 直接(範疇一)溫室氣體排放	Protecting Our Environment 環境保護	45	✓
305-2	Energy indirect (Scope 2) GHG emissions 能源間接(範疇二)溫室氣體排放	Protecting Our Environment 環境保護	45	✓
305-3	Other indirect (Scope 3) GHG emissions 其它間接(範疇三)溫室氣體排放	Protecting Our Environment 環境保護	45	✓
305-4	GHG emissions intensity 溫室氣體排放密集度	Key Statistics 主要數據	87	✓
305-5	Reduction of GHG emissions 溫室氣體排放減量	Protecting Our Environment 環境保護	43-44	✓
305-6	Emissions of ozone-depleting substances (ODS) 破壞臭氧層物質的排放	We do not produce ozone-depleting substances (ODS) in our operation. 我們沒有於運營中產生臭氧層破壞物質(ODS)。	-	✓
305-7	Nitrogen oxides (NO _x), sulfur oxides (SO _x), and other significant air emissions 氮氧化物(NO _x)、硫氧化物(SO _x)、及其它重大的氣體排放	Protecting Our Environment 環境保護	44-46	✓
Effluents and Waste 廢污水和廢棄物				
GRI 103: Management Approach 2016 管理方針 2016				
103-1	Explanation of the material topic and its Boundary 解釋重大主題及其邊界	Stakeholder Engagement and Materiality 持份者參與及實質性	41	✓
103-2	The management approach and its components 管理方針及其要素	Protecting Our Environment 環境保護	47-51	✓
103-3	Evaluation of the management approach 管理方針的評估	Protecting Our Environment 環境保護	47-51	✓
GRI 306: Effluents and Waste 2016 廢污水和廢棄物 2016				
306-1	Water discharge by quality and destination 依水質及排放目的地所劃分的排水量	Protecting Our Environment 環境保護	48	✓
306-2	Waste by type and disposal method 按類別及處置方法劃分的廢棄物	Protecting Our Environment 環境保護	49-51	✓
306-3	Significant spills 嚴重洩露	Protecting Our Environment 環境保護	51	✓
306-4	Transport of hazardous waste 廢棄物運輸	Protecting Our Environment 環境保護	50	✓
306-5	Water bodies affected by water discharges and/or runoff 受放流水及其它(地表)逕流排放而影響的水體	Joining Hands towards the Sustainable Development Goals 攜手踐行可持續發展目標	76, 79	✓
Environmental Compliance 有關環境保護的法規遵循				
GRI 103: Management Approach 2016 管理方針 2016				
103-1	Explanation of the material topic and its Boundary 解釋重大主題及其邊界	Stakeholder Engagement and Materiality 持份者參與及實質性	41	✓
103-2	The management approach and its components 管理方針及其要素	Protecting Our Environment 環境保護	43-51	✓
103-3	Evaluation of the management approach 管理方針的評估	Protecting Our Environment 環境保護	43-51	✓
GRI 307: Environmental Compliance 2016 有關環境保護的法規遵循 2016				
307-1	Non-compliance with environmental laws and regulations 違反環保法規	Protecting Our Environment 環境保護	44	✓

Disclosure Number 披露編號	Description 描述	Relevant Chapter(s) or Other References/Explanation 有關章節或其他參考/說明	Page Number 頁數	External Assurance 外部保證/確信
GRI 400: Social 社會				
Employment 勞僱關係				
GRI 103: Management Approach 2016 管理方針 2016				
103-1	Explanation of the material topic and its Boundary 解釋重大主題及其邊界	Stakeholder Engagement and Materiality 持份者參與及實質性	41	✓
103-2	The management approach and its components 管理方針及其要素	Nurturing Our People 培育人才	53-67	✓
103-3	Evaluation of the management approach 管理方針的評估	Nurturing Our People 培育人才	53-67	✓
GRI 401: Employment 2016 勞僱關係 2016				
401-1	New employee hires and employee turnover 新進員工和離職員工	Nurturing Our People 培育人才	55-59	✓
401-2	Benefits provided to full-time employees that are not provided to temporary or part-time employees 提供給全職員工(不包含臨時或兼職員工)的福利	Nurturing Our People 培育人才	62-65	✓
401-3	Parental leave 育嬰假	Nurturing Our People 培育人才	64	✓
Occupational Health and Safety 職業安全衛生				
GRI 103: Management Approach 2016 管理方針 2016				
103-1	Explanation of the material topic and its Boundary 解釋重大主題及其邊界	Stakeholder Engagement and Materiality 持份者參與及實質性	41	✓
103-2	The management approach and its components 管理方針及其要素	Greening Our Operations; Nurturing Our People 致力綠色運營; 培育人才	25-26, 65-67	✓
103-3	Evaluation of the management approach 管理方針的評估	Greening Our Operations; Nurturing Our People 致力綠色運營; 培育人才	25-26, 65-67	✓
GRI 403: Occupational Health and Safety 2016 職業安全衛生 2016				
403-1	Workers representation in formal joint management – worker health and safety committees 由勞資共同組成正式的安全衛生委員會中的工作者代表	Greening Our Operations; Nurturing Our People 致力綠色運營; 培育人才	25-26, 65-67	✓
403-2	Types of injury and rates of injury, occupational diseases, lost days, and absenteeism, and number of work-related fatalities 傷害類別、傷害、職業病、損工日數、缺勤等比率、以及因公死亡件數	Nurturing Our People 培育人才	66	✓
403-3	Workers with high incidence or high risk of diseases related to their occupation 與其職業有關之疾病高發生率與高風險的工作者	Our employees are not exposed to jobs with high risks of occupational diseases. 我們的員工不涉及高職業病風險的工作。	-	✓
403-4	Health and safety topics covered in formal agreements with trade unions 工會正式協定中納入健康與安全相關議題	Nurturing Our People 培育人才	65	✓

Stock Exchange ESG Reporting Guide Content Index 聯交所《環境、社會及管治報告指引》內容索引

Subject Areas, Aspects, General Disclosures and KPIs 主要範疇、層面、一般披露及關鍵績效指標(KPIs)	Description 描述	Relevant Chapter(s) or Other References/ Explanation 有關章節或其他參考/說明	External Assurance 外部驗證
Environmental 環境範疇			
Aspect A1: Emissions 層面 A1: 排放物			
General Disclosure 一般披露	Information on: (a) the policies; and (b) compliance with relevant laws and regulations that have a significant impact on the issuer	Protecting Our Environment 環境保護	
	relating to air and greenhouse gas emissions, discharges into water and land, and generation of hazardous and non-hazardous waste. 有關廢氣及溫室氣體排放、向水及土地的排污、有害及無害廢棄物的產生等的： (a) 政策；及 (b) 遵守對發行人有重大影響的相關法律及規例的資料。		√
KPI A1.1	The types of emissions and respective emissions data. 排放物種類及相關排放數據。	Protecting Our Environment 環境保護	√
KPI A1.2	Greenhouse gas emissions in total (in tonnes) and, where appropriate, intensity (e.g. per unit of production volume, per facility). 溫室氣體總排放量（以噸計算）及（如適用）密度（如以每產量單位、每項設施計算）。	Protecting Our Environment 環境保護	√
KPI A1.3	Total hazardous waste produced (in tonnes) and, where appropriate, intensity (e.g. per unit of production volume, per facility). 所產生有害廢棄物總量（以噸計算）及（如適用）密度（如以每產量單位、每項設施計算）。	Fly ash: 104,155.33 tonnes 飛灰：104,155.33噸 Intensity: (tonne/tonnes of biomass treated): 0.06 強度：（噸/噸生物質處理量）：0.06	√
KPI A1.4	Total non-hazardous waste produced (in tonnes) and, where appropriate, intensity (e.g. per unit of production volume, per facility). 所產生無害廢棄物總量（以噸計算）及（如適用）密度（如以每產量單位、每項設施計算）。	Bottom ash: 263,100.44 tonnes 爐渣： 263,100.44噸 Intensity: (tonne/tonnes of biomass treated): 0.16 強度：（噸/噸生物質處理量）：0.16	√
KPI A1.5	Description of measures to mitigate emissions and results achieved. 描述減低排放量的措施及所得成果。	Protecting Our Environment 環境保護	√
KPI A1.6	Description of how hazardous and non-hazardous wastes are handled, reduction initiatives and results achieved. 描述處理有害及無害廢棄物的方法、減低產生量的措施及所得成果。	Protecting Our Environment 環境保護	√

Subject Areas, Aspects, General Disclosures and KPIs	Description	Relevant Chapter(s) or Other References/ Explanation	External Assurance
主要範疇、層面、一般披露及關鍵績效指標(KPIs)	描述	有關章節或其他參考/說明	外部驗證
Aspect A2: Use of Resources 層面 A2: 資源使用			
General Disclosure — 一般披露	Policies on the efficient use of resources, including energy, water and other raw materials. 有效使用資源(包括能源、水及其他原材料)的政策。	Protecting Our Environment 環境保護	✓
KPI A2.1	Direct and/or indirect energy consumption by type (e.g. electricity, gas or oil) in total (kWh in '000s) and intensity (e.g. per unit of production volume, per facility). 按類型劃分的直接及/或間接能源(如電、氣或油)總耗量(以千個千瓦時計算)及密度(如以每產量單位、每項設施計算)。	Key Statistics 主要數據	✓
KPI A2.2	Water consumption in total and intensity (e.g. per unit of production volume, per facility). 總耗水量及密度(如以每產量單位、每項設施計算)。	Water Consumption: 4,467,769.59 tonnes 耗水量: 4,467,769.59 Intensity: (tonne/tonnes of biomass treated): 2.64 強度:(噸/噸生物質處理量): 2.64	✓
KPI A2.3	Description of energy use efficiency initiatives and results achieved. 描述能源使用效益計劃及所得成果。	Protecting Our Environment 環境保護	✓
KPI A2.4	Description of whether there is any issue in sourcing water that is fit for purpose, water efficiency initiatives and results achieved. 描述求取適用水源上可有任何問題,以及提升用水效益計劃及所得成果。	Joining Hands towards the Sustainability Development Goals 攜手踐行可持續發展目標	✓
KPI A2.5	Total packaging material used for finished products (in tonnes) and, if applicable, with reference to per unit produced. 製成品所用包裝材料的總量(以噸計算)及(如適用)每生產單位佔量。	Our core product is green electricity, which do not involve the usage of packaging materials. 我們的主要產出物為清潔能源,並不使用包裝物料。	✓
Aspect A3: The Environment and Natural Resources 層面 A3: 環境及天然資源			
General Disclosure — 一般披露	Policies on minimising the issuer's significant impact on the environment and natural resources. 減低發行人對環境及天然資源造成重大影響的政策。	Protecting Our Environment 環境保護	✓
KPI A3.1	Description of the significant impacts of activities on the environment and natural resources and the actions taken to manage them. 描述業務活動對環境及天然資源的重大影響及已採取管理有關影響的行動。	Protecting Our Environment 環境保護	✓
Social 社會範疇			
Employment and Labour Practices 僱傭及勞工常規			
Aspect B1: Employment 層面 B1: 僱傭			
General Disclosure — 一般披露	Information on: (a) the policies; and (b) compliance with relevant laws and regulations that have a significant impact on the issuer relating to compensation and dismissal, recruitment and promotion, working hours, rest periods, equal opportunity, diversity, anti-discrimination, and other benefits and welfare. 有關薪酬及解僱、招聘及晉升、工作時數、假期、平等機會、多元化、反歧視以及其他待遇及福利的: (a) 政策;及 (b) 遵守對發行人有重大影響的相關法律及規例的資料。	Nurturing Our People 培育人才	✓
KPI B1.1	Total workforce by gender, employment type, age group and geographical region. 按性別、僱傭類型、年齡組別及地區劃分的員工總數。	Nurturing Our People 培育人才	✓
KPI B1.2	Employee turnover rate by gender, age group and geographical region. 按性別、年齡組別及地區劃分的員工流失比率。	Nurturing Our People 培育人才	✓

Subject Areas, Aspects, General Disclosures and KPIs	Description	Relevant Chapter(s) or Other References/ Explanation	External Assurance
主要範疇、層面、一般披露及關鍵績效指標(KPIs)	描述	有關章節或其他參考/說明	外部驗證
Aspect B2: Health and Safety 層面 B2: 健康與安全			
General Disclosure – 一般披露	Information on: (a) the policies; and (b) compliance with relevant laws and regulations that have a significant impact on the issuer relating to providing a safe working environment and protecting employees from occupational hazards. 有關提供安全工作環境及保障員工避免職業性危害的： (a) 政策；及 (b) 遵守對發行人有重大影響的相關法律及規例的資料。	Nurturing Our People 培育人才	✓
KPI B2.1	Number and rate of work-related fatalities. 因工作關係而死亡的人數及比率。	Nurturing Our People 培育人才	✓
KPI B2.2	Lost days due to work injury. 因工傷損失工作日數。	Nurturing Our People 培育人才	✓
KPI B2.3	Description of occupational health and safety measures adopted, how they are implemented and monitored. 描述所採納的職業健康與安全措施，以及相關執行及監察方法。	Nurturing Our People 培育人才	✓
Aspect B3: Development and Training 層面 B3: 發展及培訓			
General Disclosure – 一般披露	Policies on improving employees' knowledge and skills for discharging duties at work. Description of training activities. 有關提升員工履行工作職責的知識及技能的政策。描述培訓活動。	Nurturing Our People 培育人才	✓
KPI B3.1	The percentage of employees trained by gender and employee category (e.g. senior management, middle management). 按性別及員工類別（如高級管理層、中級管理層等）劃分的受訓員工百分比。	Nurturing Our People 培育人才	✓
KPI B3.2	The average training hours completed per employee by gender and employee category. 按性別及員工類別劃分，每名員工完成受訓的平均時數。	Nurturing Our People 培育人才	✓
Aspect B4: Labour Standards 層面 B4: 勞工準則			
General Disclosure – 一般披露	Information on: (a) the policies; and (b) compliance with relevant laws and regulations that have a significant impact on the issuer relating to preventing child and forced labour. 有關防止童工或強制勞工的： (a) 政策；及 (b) 遵守對發行人有重大影響的相關法律及規例的資料。	Nurturing Our People 培育人才	✓
KPI B4.1	Description of measures to review employment practices to avoid child and forced labour. 描述檢討招聘慣例的措施以避免童工及強制勞工。	Nurturing Our People 培育人才	✓
KPI B4.2	Description of steps taken to eliminate such practices when discovered. 描述在發現違規情況時消除有關情況所採取的步驟。	Nurturing Our People 培育人才	✓

Subject Areas, Aspects, General Disclosures and KPIs 主要範疇、層面、一般披露及關鍵績效指標(KPIs)	Description 描述	Relevant Chapter(s) or Other References/ Explanation 有關章節或其他參考/說明	External Assurance 外部驗證
Operating Practices 營運慣例			
Aspect B5: Supply Chain Management 層面 B5: 供應鏈管理			
General Disclosure — 一般披露	Policies on managing environmental and social risks of the supply chain. 管理供應鏈的環境及社會風險政策。	Greening Our Operations 致力綠色運營	√
KPI B5.1	Number of suppliers by geographical region. 按地區劃分的供應商數目。	Greening Our Operations 致力綠色運營	√
KPI B5.2	Description of practices relating to engaging suppliers, number of suppliers where the practices are being implemented, how they are implemented and monitored 描述有關聘用供應商的慣例，向其執行有關慣例的供應商數目，以及有關慣例的執行及監察方法。	Greening Our Operations 致力綠色運營	√
Aspect B6: Product Responsibility 層面 B6: 產品責任			
General Disclosure — 一般披露	Information on: (a) the policies; and (b) compliance with relevant laws and regulations that have a significant impact on the issuer relating to health and safety, advertising, labelling and privacy matters relating to products and services provided and methods of redress. 有關所提供產品和服務的健康與安全、廣告、標籤及私隱事宜以及補救方法的： (a) 政策；及 (b) 遵守對發行人有重大影響的相關法律及規例的資料。	Communities and Philanthropy 社區與公益	√
KPI B6.1	Percentage of total products sold or shipped subject to recalls for safety and health reasons. 已售或已運送產品總數中因安全與健康理由而須回收的百分比。	Recall is not applicable as our major products are green electricit. 我們主要的產出物為清潔能源，因此不涉及回收措施。	√
KPI B6.2	Number of products and service related complaints received and how they are dealt with. 接獲關於產品及服務的投訴數目以及應對方法。	We did not receive any products and service related complaints in 2017. 我們沒有於二零一七年接獲關於產品及服務的投訴。	√
KPI B6.3	Description of practices relating to observing and protecting intellectual property rights. 描述與維護及保障知識產權有關的慣例。	Not applicable 不適用	√
KPI B6.4	Description of quality assurance process and recall procedures. 描述質量檢定過程及產品回收程序。	Greening Our Operations 致力綠色運營	√
KPI B6.5	Description of consumer data protection and privacy policies, how they are implemented and monitored. 描述消費者資料保障及私隱政策，以及相關執行及監察方法。	Not identified as material topic 不被定義為重大議題	√

Subject Areas, Aspects, General Disclosures and KPIs 主要範疇、層面、一般披露及關鍵績效指標(KPIs)	Description 描述	Relevant Chapter(s) or Other References/ Explanation 有關章節或其他參考/說明	External Assurance 外部驗證
Aspect B7: Anti-corruption 層面 B7: 反貪污			
General Disclosure – 一般披露	Information on: (a) the policies; and (b) compliance with relevant laws and regulations that have a significant impact on the issuer relating to bribery, extortion, fraud and money laundering. 有關防止賄賂、勒索、欺詐及洗黑錢的： (a) 政策；及 (b) 遵守對發行人有重大影響的相關法律及規例的資料。	Greening Our Operations 致力綠色運營	✓
KPI B7.1	Number of concluded legal cases regarding corrupt practices brought against the issuer or its employees during the reporting period and the outcomes of the cases. 於匯報期內對發行人或其員工提出並已審結的貪污訴訟案件的數目及訴訟結果。	Greening Our Operations 致力綠色運營	✓
KPI B7.2	Description of preventive measures and whistle-blowing procedures, how they are implemented and monitored. 描述防範措施及舉報程序，以及相關執行及監察方法。	Greening Our Operations 致力綠色運營	✓
Community 社區			
Aspect B8: Community Investment 層面 B8: 社區投資			
General Disclosure – 一般披露	Policies on community engagement to understand the needs of the communities where the issuer operates and to ensure its activities take into consideration the communities' interests. 有關以社區參與來了解營運所在社區需要和確保其業務活動會考慮社區利益的政策。	Communities and Philanthropy 社區與公益	✓
KPI B8.1	Focus areas of contribution (e.g. education, environmental concerns, labour needs, health, culture, sport). 專注貢獻範疇（如教育、環境事宜、勞工需求、健康、文化、體育）。	Communities and Philanthropy 社區與公益	✓
KPI B8.2	Resources contributed (e.g. money or time) to the focus area. 在專注範疇所動用資源（如金錢或時間）。	Communities and Philanthropy 社區與公益	✓

SUSTAINABILITY
REPORT
可持續發展報告
2017

CHINA EVERBRIGHT GREENTECH LIMITED
中國光大綠色環保有限公司

Stock Code 股份編號 : 257



本報告以環保紙張印製
This report is printed on environmentally friendly paper