

unicom

IN A NEW ERA



unic

AGILE VIBRA
INNOVATI



**RANT
IVE STRONG**

CONTENTS

Forward-looking statements

Certain statements contained in this report may be viewed as “forward-looking statements” within the meaning of Section 27A of the U.S. Securities Act of 1933 (as amended) and Section 21E of the U.S. Securities Exchange Act of 1934 (as amended). Such forward-looking statements are subject to known and unknown risks, uncertainties and other factors, which may cause the actual performance, financial condition or results of operations of the Company to be materially different from any future performance, financial condition or results of operations implied by such forward-looking statements. In addition, we do not intend to update these forward-looking statements. Further information regarding these risks, uncertainties and other factors is included in the Company’s most recent Annual Report on Form 20-F and other filings with the U.S. Securities and Exchange Commission.

02

Company Profile

03

Shareholding Structure

04

Performance Highlights

06

Major Events

10

Chairman’s Statement

18

Business Overview

42

Corporate Governance Report

26

Financial Overview

67

Corporate Culture

90

Human Resources Development

32

Directors and Senior Management

70

Report of the Directors

92

Social Responsibility

40

Recognition & Awards

98 Independent Auditor's Report
104 Consolidated Statement of Income
105 Consolidated Statement of Comprehensive Income
106 Consolidated Statement of Financial Position
108 Consolidated Statement of Changes in Equity
109 Consolidated Statement of Cash Flows
111 Notes to the Consolidated Financial Statements
188 Financial Summary
190 Corporate Information

COMPANY PROFILE

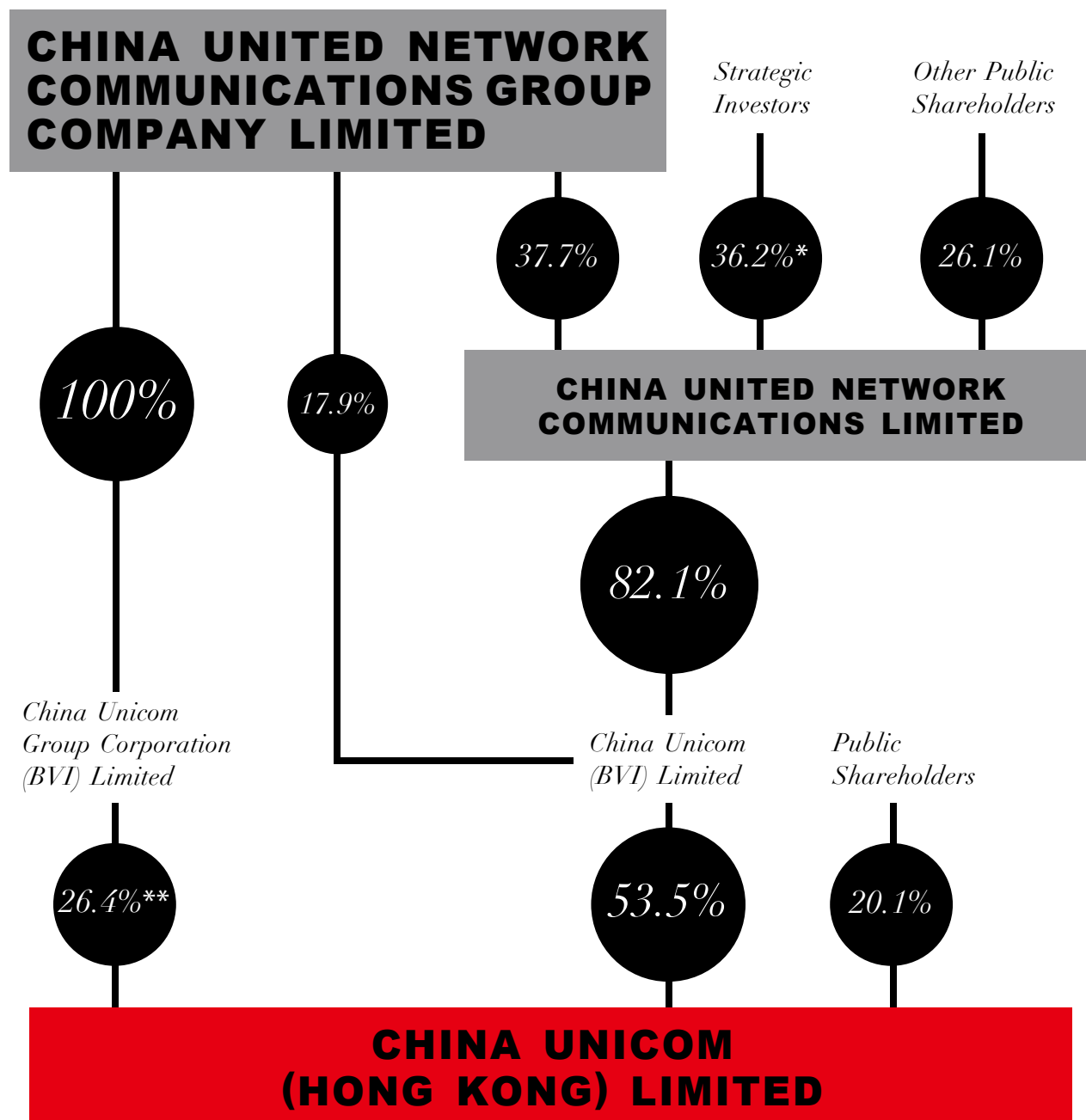
China Unicom (Hong Kong) Limited (the "Company") was incorporated in Hong Kong in February 2000 and was listed on the New York Stock Exchange and The Stock Exchange of Hong Kong Limited on 21 June 2000 and 22 June 2000 respectively. On 1 June 2001, the Company was included as a constituent stock of the Hang Seng Index. The Company merged with China Netcom Group Corporation (Hong Kong) Limited on 15 October 2008.

The Company was one of the "Fortune Global 500" companies for consecutive years, and ranked 241st in "Fortune Global 500" for the year 2017. It was also voted as "Asia's No.1 Most Honored Telecom Company" for second consecutive year by Institutional Investor.

The Company is committed to being a creator of smart living trusted by customers, connecting the world to innovate and share a good smart living, improving the quality of products and services continuously to fulfill customer needs. Future products and services will be developed in a "smart" way. Internet of Things, cloud computing, Big Data and other technologies will be used for the smart processing on data and information. The Company's telecommunication network covers China and connects to the world. It provides full range and high quality information and telecommunication services, including mobile broadband (WCDMA, LTE FDD, TD-LTE), fixed-line broadband, GSM, fixed-line local access, ICT, data communications and other related value-added services. As at the end of 2017, the Company had mobile billing subscribers of about 284 million, in which 4G subscribers of about 175 million, fixed-line broadband subscribers of about 77 million, and fixed-line local access subscribers of about 60 million.

As at 31 December 2017, the ultimate parent company of the Company, China United Network Communications Group Company Limited had an effective interest of 52.5% of the shares in the Company through China United Network Communications Limited ("A Share Company"), China Unicom (BVI) Limited and China Unicom Group Corporation (BVI) Limited; the strategic investors and the public shareholders of A Share Company had an effective interest of 27.4% of the shares in the Company through A Share Company's shareholding in China Unicom (BVI) Limited. The remaining 20.1% of the shares in the Company were beneficially owned by public shareholders.

SHAREHOLDING STRUCTURE

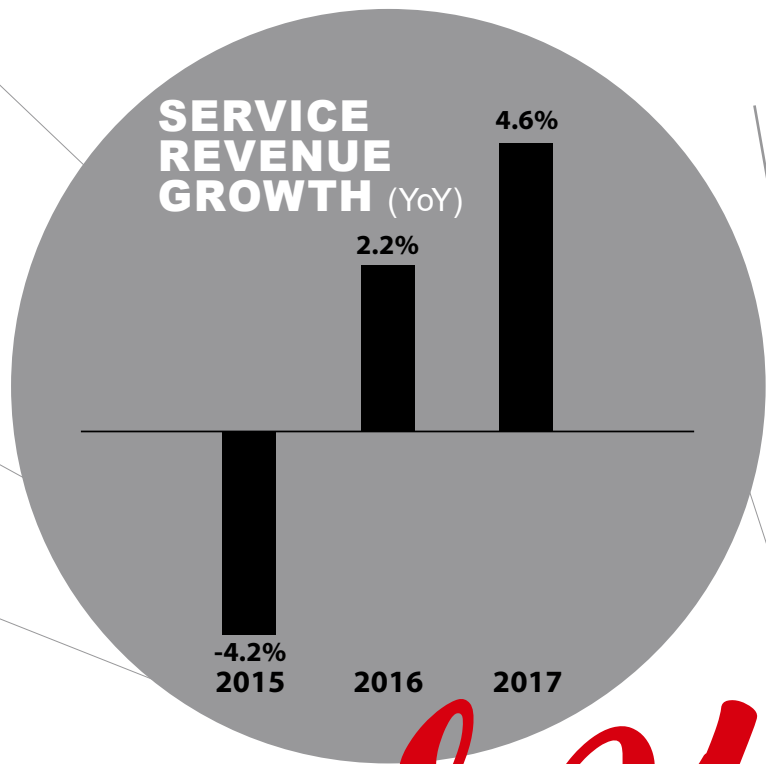


* The shares of China United Network Communications Limited held by strategic investors represented the shares acquired by the strategic investors introduced by the mixed ownership reform from non public share issuance and transfer of existing shares.

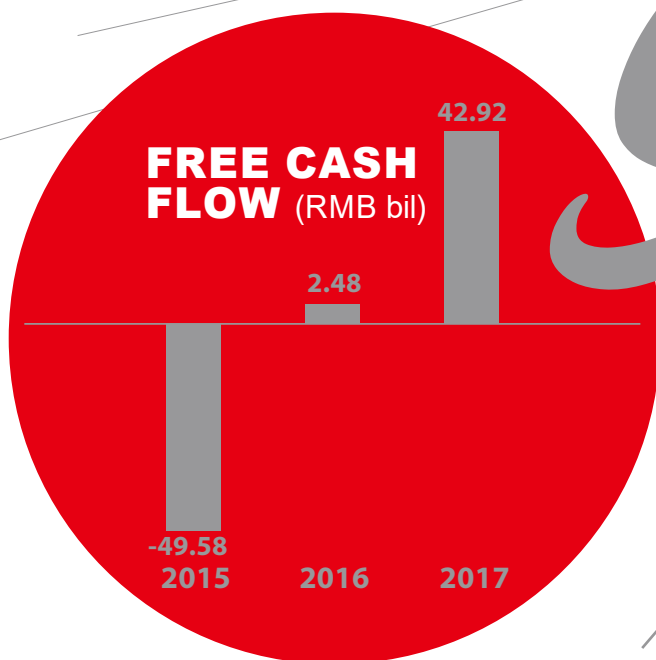
** Excluded the interest in 225,722,791 shares of the Company held by China Unicom Group Corporation (BVI) Limited as trustee on behalf of a PRC shareholder.

(Updated on 31 December 2017)

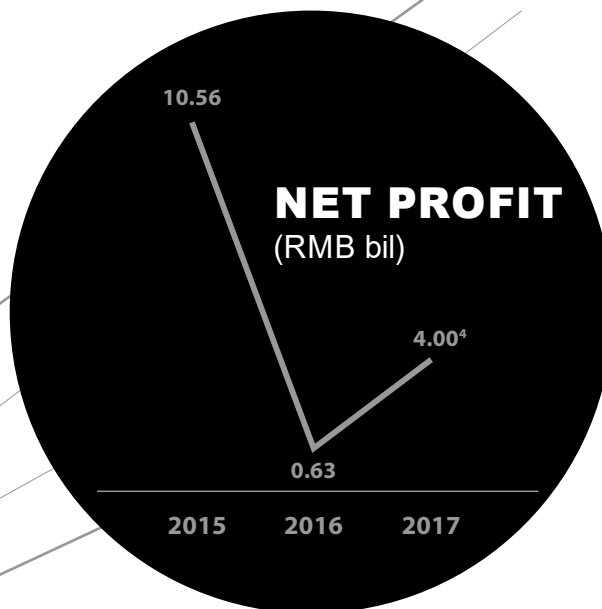
PERFORMANCE HIGHLIGHTS



Turnaround
Move
Strengthen



nd momentum gathered



KEY FINANCIAL DATA	2017	2016	Change YoY
Operating Revenue (RMB billions)	274.829	274.197	0.2%
Of which: Service Revenue ¹	249.015	238.033	4.6%
EBITDA² (RMB billions)	81.425	79.498	2.4%
EBITDA (Excluding net loss on asset disposal related to fibre network upgrade in 2017) (RMB billions)	84.325	79.498	6.1%
As % of Service Revenue	33.9%	33.4%	0.5pp
Net Profit³ (RMB billions)	1.828	0.625	192.5%
Net Profit (Excluding net loss on asset disposal related to fibre network upgrade in 2017) (RMB billions)	4.003	0.625	540.5%
Basic EPS (RMB)	0.074	0.026	185.1%
Free Cash Flow (RMB billions)	42.920	2.483	1,628.8%

Note 1: In order to better satisfy the internal operation and management requirements, revenue from sales of products associated with the ICT business, which was previously recorded as part of the fixed-line service revenue, has been reclassified as part of the revenue from sales of telecommunications products. The related figures for 2016 have been restated.

Note 2: EBITDA represents profit for the year before finance costs, interest income, shares of net profit of associates, share of net profit of joint ventures, other income-net, income tax, depreciation and amortisation. As the telecommunications business is a capital intensive industry, capital expenditure and finance costs may have a significant impact on the net profit of the companies with similar operating results. Therefore, the Company believes that EBITDA may be helpful in analysing the operating results of a telecommunications service operator like the Company.

Note 3: Net profit represented profit attributable to equity shareholders of the Company.

Note 4: Excluded net loss on asset disposal related to fibre network upgrade.

MAJOR EVENTS

January

China Unicom launched the innovative “ice-cream package”, enabling unlimited enjoyment of mobile data and voice nationwide

Mixed- OWNER SHIP REFORM TO DRIVE New Development

March

China Unicom firmly committed to the implementation and deployment of “Network Speed Upgrade & Tariff Reduction”

ent

June

China Unicom put AAE-1 submarine cable in operation, creating the fastest and the most secure information highway for "One Belt, One Road" initiative

China Unicom's 4G+ network achieved gigabit-level transmission capacity

China Unicom built the first 5G high & low frequency outdoor experiment base and started officially running the first 5G NR outdoor testing station

September

China Unicom removed mobile voice domestic long distance and roaming fees, effective 1 September

November

China Unicom and JD.com jointly-developed smart living experience store debuted in Guangzhou

October

China Unicom, leveraging the mixed-ownership reform, engaged in comprehensive in-depth cooperation with Tencent in Cloud, network services and other areas

China Unicom announced first business cooperation with Alibaba post mixed-ownership reform: mutual open-up of Cloud resources

December

China Unicom and Tmall collaborated in promoting New Retail, unveiling their first-in-China innovative smart living experience store in Shanghai

China Unicom and Suning signed strategic cooperation agreement to develop a "communications + payment/finance" ecosystem

China Unicom became the official telecommunication services partner of Beijing 2022 Olympic and Paralympic Winter Games

August

China Unicom announced mixed-ownership reform plan, the only pilot enterprise to adopt entire group-based mixed-ownership reform

China Unicom rolled out in-depth cooperation with Baidu in Internet of Things, artificial intelligence, Big Data, telecommunication & etc.

CRRC

Ali

China Life

China
unicom

MMW

Jingdong

Qianhai

Kuangchi

Didi

Wangsu

Baidu

Tencent

Yonyou

KEYED MEMBERSHIP

Eastone

CSRF

Suning

CHAIRMAN'S STATEMENT

An
EXCELLENCE

ICONIC

BREAKTHROUGH

TRANSFORM

REFORM



**WANG
XIAOCHU**
CHAIRMAN AND CEO

DEAR SHAREHOLDERS,

In 2017, the Company comprehensively deepened the implementation of Focus Strategy and emphasised on scale and profitable development, as well as growth promotion, cost control and mechanism reform, enabling the Company to achieve outstanding results via business model transformation. A substantive breakthrough was made on mixed-ownership reform and the Company saw fundamental improvement in operating results, marching a solid step forward towards its transformational development.

no impact on cash flow. Excluding the net loss on asset disposal related to optical fibre network upgrade, the Company's EBITDA reached RMB84.33 billion, representing 33.9% of service revenue and an increase of 0.5 percentage point year-on-year while profit before income tax reached RMB5.49 billion and profit attributable to equity shareholders of the Company increased by 540.5% year-on-year to RMB4.00 billion.

By focusing on improving quality and efficiency, the Company pushed forward precise investment, cooperation, sharing and proactively unleash value from resources to improve returns. In 2017, the Company offered competitive network quality despite a significant reduction in capital expenditure of 41.6% year-on-year to RMB42.13 billion. Benefiting from the gradual improvement in service revenue and the substantial decline in capital expenditure, the Company's free cash flow reached RMB42.92 billion, up by 16.3 times year-on-year.

TRANSFORMATIONAL

2017

OVERALL RESULTS

In 2017, the Company successfully turned around its operating results with significant improvement. Service revenue for the year was RMB249.02 billion, up by 4.6% year-on-year, and EBITDA amounted to RMB81.43 billion, up by 2.4% year-on-year. Profit before income tax reached RMB2.59 billion and profit attributable to equity shareholders of the Company increased by 192.5% year-on-year to RMB1.83 billion. In 2017, the Company incurred a net loss on asset disposal related to optical fibre network upgrade of RMB2.9 billion which had

The Company also benefited from the successful completion of the capital injection brought by the implementation of the mixed-ownership reform, which strengthened the Company's balance sheet substantially and developed a much solid financial position. The liabilities-to-assets ratio went down from 62.9% in the same period of last year to 46.8%.

Chairman's Statement

The Company attached great importance to shareholders' returns. Taking into consideration the Company's profitability, debt and cash flow level and capital requirements for its future development, the Board recommended the payment of a final dividend of RMB0.052 per share. Going forward, the Company will continue to strive to enhance its profitability to improve corporate efficiency and shareholders' returns.

BUSINESS DEVELOPMENT

Strengthened Data Traffic Operation and Development Model Transformation Underpinned Fast and Effective Mobile Business Development with Industry-leading Growth Rate

In 2017, the Company actively promoted the mobile business model transformation and enhanced the quality of new subscribers through innovating products and marketing models. Using a low cost and subsidy model for expanding subscriber base, the Company achieved accelerated growth in mobile service. Mobile service revenue reached RMB156.44 billion, representing a year-on-year growth of 7.9%, exceeded industry average by 2.2 percentage points. Mobile billing subscribers achieved a net increase of 20.34 million to 284.16 million in total in 2017. The average revenue per user (ARPU) of mobile billing subscribers amounted to RMB48.0, up by 3.5% year-on-year.

During the year, the Company strengthened its data traffic operation by launching and expanding in scale the innovative and transformational products, like 2I2C, 2B2C and "Ice-cream Package" targeting medium-to-high end subscribers. It segmented the market and adopted targeted marketing to reach target users effectively, especially the youth market, with low marketing costs, achieving a breakthrough in the 4G subscriber base. In 2017, the Company's 4G subscriber base witnessed a net increase of 70.33 million to a total of 174.88 million. The 4G subscriber market share was up by 3.7 percentage points year-on-year. The proportion of 4G subscribers to total mobile billing subscribers increased by 21.9 percentage points year-on-year to 61.5%.

The Company sped up the transition towards an innovative business model of "data + content". It vigorously promoted data-oriented products, enriched with contents and privileges, and unleashed the value of data capacity. Mobile data service sustained a strong growth momentum. In 2017, the Company's handset Internet access revenue grew by 28.8% year-on-year to RMB92.14 billion. The monthly average DOU per handset subscriber was 2,433MB, up by 359.0% year-on-year, still with enormous growth potential.

Actively Deployed and Nurtured Key Innovative Services to Stabilise Fixed-line Development, while Creating New Energy for Future Growth

In 2017, the Company actively promoted the scale development of innovative services, striving to offset the decline in fixed-line voice revenue and the competitive pressure on the fixed-line broadband market. Fixed-line service revenue was RMB90.87 billion, down by 0.9% year-on-year, which was largely stable. Within that, the proportion of voice revenue dropped to 13.3%, further improving the fixed-line service revenue structure.

The Company actively developed its business by focusing on the complementary resources and business synergies brought in by the strategic investors. Focusing on key industries and key services, it embraced open cooperation and adopted innovative incentive systems to jointly develop an innovative and win-win industry ecosystem. In 2017, the Company achieved new breakthroughs in key innovative services. ICT revenue reached RMB3.32 billion, up by 11.0% year-on-year. IDC and Cloud computing revenue reached RMB11.02 billion, up by 16.6% year-on-year. Internet of Things revenue reached RMB1.41 billion and Big Data revenue reached RMB0.16 billion.

Actively Countered Intense Market Competition through Promoting User Consumption Upgrade and Integrated Development with “High-bandwidth, Mass Video and Big Integration”

Facing intense competition in the broadband market, the Company further enhanced its network coverage capability and quality. Leveraging its strengths in network capability and television and video content, the Company actively promoted the use of high-bandwidth and integrated products to facilitate user consumption upgrade and mutual growth of fixed-line and mobile services. It propelled an Internet-oriented transformation in sales of broadband service to enhance customer perception. It offered new services such as home Internet and home network services in order to explore new innovative service models. In 2017, the Company's fixed-line broadband access revenue amounted to RMB42.71 billion, down by 2.6% year-on-year. Fixed-line broadband subscribers increased by 1.30 million to 76.54 million. Integrated package subscribers accounted for 43.5% of the total fixed-line broadband subscribers, up by 4.9 percentage points year-on-year. Going forward, the Company's broadband services will focus on video offering, integrated products and e-commerce channels to further optimise product offerings, strengthen operation and services, and stimulate the sales productivity of front-line staff to constantly enhance the differentiated competitive advantages of its broadband business.

NETWORK DEPLOYMENT

In 2017, the Company insisted on focused and precise investment together with cooperation to achieve efficient network deployment. It maintained market competitive network quality and customer experience, rapidly responded to market demand, providing effective support to business development, despite low capital expenditure.

Embracing a return-enhancing investment approach, the Company actively utilised the existing capacity of 4G and fixed-line broadband network, focused its investment on key cities and 4G network, as well as regions with high data traffic and high investment returns. It used Big Data to monitor traffic hotspots to achieve precise capacity expansion. It also vigorously carried out resources sharing and social cooperation in regions with weak resources and met market demand using innovative models. In 2017, the Company continued to fortify its network capabilities. The number of 4G base stations increased by 0.11 million to a total of 0.85 million. FTTH ports accounted for 79.2% of the total fixed-line broadband ports. Network efficiency significantly improved. 4G network utilisation rate increased to 57% and the percentage of FTTH subscribers to total broadband subscribers reached 77%. The network quality and customer perception in key regions continued to rise. The 4G network uplink and downlink average speeds were leading in the industry. The Net Promoter Score (NPS) of mobile network and fixed-line broadband continued to improve and Internet network latency performance ranked the best in the industry.

The Company continued to enhance its transmission, carrier network and other fundamental network capabilities. Its dedicated finance industry network loaded with SDN functions further enhanced business support performance and customer perception of major customers. Its backbone network maintained the lowest latency in the industry. The Company closely monitored the evolution of new technology, with pilot run of new services, such as VoLTE, VoWiFi and “One SIM, Multi Devices” in eight cities, built the world's biggest single-city NB-IoT network in Shanghai and comprehensively introduced NFV technology, building up capability for future development.

Chairman's Statement

Mixed-ownership Reform

In 2017, adhering to the principle of “enhance governance, strengthen incentives, protrude core businesses and raise efficiency”, the Company implemented mixed-ownership reform by using Unicom A Share Company, the controlling shareholder of the Company, as the platform. By introducing strategic investors and leveraging external resources and capabilities, the Company innovated the business cooperation model and achieved strategic business collaboration. It pushed forward system and mechanism reforms, established sound and effective corporate governance and market-oriented incentive mechanism to elevate corporate vitality and efficiency, creating better returns for shareholders and employees.

Financial Strengths, Investment and Operation Capabilities Improved Substantially Following the Introduction of Strategic Investors

In 2017, through non-public issuance of new shares and transfer of existing shares of Unicom A Share Company held by Unicom Group, Unicom A Share Company successfully introduced 14 industry leaders as strategic investors who are complementary to the Company's business development. Approximately RMB75.0 billion was raised and injected into CUCL, a wholly-owned subsidiary of the Company. All the proceeds will be used by CUCL for upgrading 4G capabilities, technology validation and enablement of 5G network related technologies, launching trial programmes in relation to 5G network and developing innovative services. The injection of external capital effectively enhanced the Company's financial position and improved its risk control capability.

Pushed Ahead In-depth Synergetic Cooperation with Strategic Investors to Enhance New Energy for Innovative Development

The Company deeply explored and integrated strategic investors' resources, strengths and took full advantage of the edges of its own fundamental business capabilities. Focusing on key innovative segments including channel touch points, Cloud computing, Big Data, Internet of Things, retail system, video contents, home Internet and basic communications, the Company established powerful alliance and engaged in-depth cooperation with strategic investors, thereby creating a new driving force for innovative business development. During the year, through leveraging the online marketing touch points of Tencent and various other large Internet companies as well as the synergetic development across online and offline marketing, the Company developed about 50 million 2I2C subscribers at low costs. The Company conducted in-depth cooperation with Baidu in Internet of Things, artificial intelligence and Big Data, etc. The Company entered into in-depth cooperation in Cloud services with Tencent and Alibaba through mutual resources and capabilities sharing. The Company built smart living experience stores jointly with JD.com, Alibaba and Suning to actively explore New Retail business model. The Company carried out in-depth cooperation with strategic investors in basic communications business to promote resources sharing and business synergy, thus achieving a win-win situation for all parties.

Accelerated Mechanism Transformation, Enhanced Incentive System and Improved Efficiency

The Company seized the opportunity of mixed-ownership reform to deeply propel innovative reform of mechanism and system. By downsizing and streamlining corporate structure, the Company promoted staff migration to the frontline and established a lean and highly efficient organisational structure. It advanced market-oriented and contractual management of managerial personnel such that positions could go up and down, staff could get in and out while compensation could increase and decrease. The Company pushed forward sub-division and contract-out, selected “mini CEOs” based on a competitive mechanism, vitalised incentives and compensation allocation, and stimulated the internal vibrancy of front-line staff. Unicom A Share Company launched an employee restrictive share incentive scheme. Under the initial grant, 848 million restrictive shares will be granted to core employees. Unlocking conditions are prescribed for units and individuals at all levels on a scientific basis so as to combine short-term and long-term incentives, and align shareholder interests, corporate development and employee interests.

CORPORATE GOVERNANCE AND SOCIAL RESPONSIBILITY

The Company continues to improve its corporate governance structure and strengthen its execution, which leads to continuous enhancement in management and corporate governance. In 2017, the Company was awarded a number of accolades, including “Asia’s Best Management Team” by FinanceAsia, “Asia’s No. 1 Most Honored Telecom Company” by Institutional Investor and the Company’s annual report, “BEAT THE HEADWIND TURN THE TIDE”, was awarded the “Best of Show – World’s Best Annual Report” in International ARC Awards.

The Company has taken the initiative in fulfilling its social responsibilities. Adhering to the development philosophies of “Innovation,

Coordination, Greenness, Openness and Sharing”, it deepened supply-side structural reform to meet the ever-increasing demand for information life of the public, actively supporting the harmonious economic, social and environmental development. The Company insisted on smart development and built a quality network with craftsmanship spirit to provide users with smart network experience featuring higher speed, wider coverage and better perception. It vigorously developed smart living and smart industry, and provided a variety of “smart+” applications, enabling the public to enjoy more convenient and more intelligent information life. It fully participated in universal telecommunications services, implemented speed upgrade and tariff reduction and kept introducing new concessionary offerings to narrow digital divide across regions. The Company actively engaged in green operation, facilitated cost reduction and efficiency enhancement, improved development quality and promoted harmonious co-existence between the enterprise and the environment.

OUTLOOK

At present, we are steering into the digital economic era. A new round of technological and industrial revolution is emerging. The Internet will integrate deeply with real economy to power up various industries, bringing about tremendous market potential. China’s economic development is also entering a new era. New development models emphasising on high-quality development requirements will drive the entire society to improve total factor productivity and vigorously cultivate new energy. Looking ahead, China Unicom is embarking on a new historic journey as the mixed-ownership reform allows the Company to establish unique differentiated advantages and heralds new significant strategic opportunities for the Company’s development. In addition, the Company also faces challenges brought about by the decline in legacy services, intensified competition and the implementation of speed upgrade and tariff reduction policies, etc. This has prompted the Company to accelerate its transformation and development, switch driving forces and enhance development quality.

Chairman's Statement

To **START** *A New*

In 2018, the Company will seize firmly the brand new opportunities brought by global technological and industrial reform, China's economic development model reform and mixed-ownership reform, aiming to instil into China Unicom new DNA, new governance, new operation, new energy and new ecology (the "Five New"). The Company will continue to deepen the strategy of Focus, Innovation and Cooperation, vigorously accelerate Internet-oriented operation, forcefully pushes ahead in-depth synergetic business cooperation with strategic investors, speed up improvement in innovative capability and deepen system and mechanism reforms to raise vibrancy and efficiency, striving to start a new era for its innovative development. In terms of new DNA, upon the implementation of mixed-ownership reform, the Company will explore to quickly adopt an Internet-oriented and market-oriented mindset as its endogenous DNA and achieve breakthroughs.

In terms of new governance, the Company will explore to achieve a governance structure ensuring separation of duties and responsibilities as well as coordinated operation with effective checks-and-balances to achieve an operation mechanism with improved total factor productivity. In terms of new operation, the Company will seek new routes to quickly enter the Internet commercial world and become a technology service company based on network operation. In terms of new energy, the Company will speed up the cultivation and enhancement of new energy for "high-quality development and innovative development". For new ecology, the Company will explore to accelerate the establishment of an open, sharing, embracing and win-win ecosystem. The Company will spare no effort to push forward high-quality and sustainable development and elevate overall competitiveness and corporate efficiency to create greater value for its shareholders.

NEW DNA

NEW GOVERNANCE

New Paradigm

Lastly, on behalf of the Board of Directors of the Company, I would like to express my sincere gratitude to all shareholders, customers and friends across the society for their support to the Company, and to all employees for their continuous dedication and contribution along the way!



Wang Xiaochu

Chairman and Chief Executive Officer

Hong Kong, 15 March 2018

NEW OPERATION

NEW ENERGY

NEW ECOLOGY

BUSINESS OVERVIEW



IN 2017, THE COMPANY DEEPEDED IMPLEMENTATION OF THE STRATEGY OF FOCUS, INNOVATION AND COOPERATION, ACTIVELY PROPELLING MIXED-OWNERSHIP REFORM TO PROMOTE BUSINESS DEVELOPMENT, ENABLING THE BUSINESS STRUCTURE TO BE FURTHER OPTIMISED AND A SIGNIFICANTLY HIGHER MIX OF BUSINESS TO COME FROM ONLINE CHANNELS, AND ACHIEVING A RELATIVELY FAST GROWTH IN INNOVATIVE BUSINESSES. THANKS TO THE CONTINUOUS COST RESOURCES OPTIMISATION, THE COMPANY ACHIEVED TURNAROUND IN OPERATING RESULTS.

**LU
YIMIN**
*EXECUTIVE DIRECTOR
AND PRESIDENT*

MOBILE SERVICE

In 2017, the Company actively promoted marketing model transformation and achieved rapid development in 212C business, realising growth in both service revenue and subscribers of mobile service. The Company saw O2O synergetic development with accelerated online services

Mobile billing subscribers witnessed a net increase of 20.34 million to a total of 284.16 million during the year. Mobile billing subscribers ARPU was RMB48.0. Mobile handset data traffic reached 7,786.0 billion MB, up by 384% year-on-year. Registered subscribers of “Unlimited Video Enjoyment” reached

RNNET

DNIA

Emerging

development and quality and efficiency enhancement in offline channels. The Company built existing users value enhancement system to accelerate the migration of 2G subscribers to 4G, and launched innovative “Unlimited Video Enjoyment” products to improve the subscriber mix and enhance values.

8.20 million with monthly active users exceeding 3.00 million. The user base of “WO Video” reached 30.99 million with monthly active users up to 8.63 million.

Business Overview

FIXED-LINE SERVICE

In 2017, the Company focused on “Mass Connection, High-bandwidth, Big Integration and Big Video” and launched “Fibre Broadband+”, a new broadband service brand. The Company actively promoted e-commerce business development model, integrated products offering and video add-on for broadband services, also pioneered market-oriented network deployment and fully promoted optical fibre network upgrade to improve network quality. The Company also vigorously pushed forward sub-division and contract-out (“mini CEO’s initiative”), aiming to stimulate front-line vibrancy and thus promoting business development. Leveraged on mixed-ownership reform, the Company further strengthened its cooperation with private capital. The number of broadband subscribers witnessed a net increase of 1.30 million to a total of 76.54 million. Broadband access ARPU was RMB46.3. FTTH subscriber penetration reached 77.3%, up by 6.1 percentage points year-on-year. The number of fixed-line local access subscribers decreased by 6.65 million to 60.00 million.

NETWORK CAPABILITIES

In 2017, the Company pushed forward precise construction, continued to enhance network capabilities, and actively built up the 4G network with craftsmanship spirit. It achieved industry-leading average downlink & uplink speed on 4G, demonstrating precise and remarkable differentiation in key areas and in key scenarios. As at the end of 2017, the Company had a total

of 852,000 4G base stations in operation and its 4G coverage in towns and villages reached 90.0%. The Company used “differentiated strategies for Southern and Northern China” to enhance broadband capabilities, creating differentiated advantages in fibre broadband network. As at the end of 2017, the number of broadband access ports amounted to 200 million, 98.8% of which were FTTX access ports.

The Company continued to optimise its international network deployment. As at the end of 2017, its international submarine cable resource capacity reached 16.2T, international outbound Internet capacity reached 2.46T, homebound bandwidth reached 2.08T, with international roaming covering 607 operators in 252 countries and regions.

MARKETING

Branding

In 2017, the Company harnessed various major events, such as World Table Tennis Championships and National Games to reshape the brand image, and continued to improve business reputation by online targeted, innovative, and cross-sector communications. Meanwhile, the Company organised popular event such as “Craftsmanship Network Thousand Miles Walk” to promote the network advantages and solidify the image and position of premium network with craftsmanship spirit, while enhancing the brand influence of “China Unicom” and “WO” in an all-round manner.



Marketing Strategies

In 2017, the Company strengthened the business synergy with strategic partners brought by mixed-ownership reform, innovated its business model to promote rapid development in 2I2C, launched a series of key products such as “Ice-cream Package” to facilitate subscriber acquisition and value enhancement. By strengthening brand perception, high-speed bandwidth, integrated products and quality video content, the Company continued to enhance the competitiveness of its broadband service while effectively promoting business transformation.

The Company developed public Cloud products under “WO Cloud” brand with partners including Alibaba and Tencent, expanded SME informatisation application market through promoting DingTalk with Alibaba, continued to optimise IDC business operation model to enhance the professional capability of ICT service, and drove scale development of Internet of Things to achieve faster growth in innovative services.

To boost NEW EN FOR INN *Development*

Distribution Channels

In 2017, the Company actively engaged in integrated O2O operations, speeded up the development and expanded the scale of online channels, enabling online channels to be the main channels to service its customers and the key channels for product sales. The Company also actively promoted transformation, enhanced efficiency and innovated its model for offline channels. The Company expanded light touch points and strengthened professionalised operation capabilities in order to maintain steady subscriber development. Through building Internet-based customer retention and value management systems, it enhanced customer retention rate. Committed to promoting full cost assessment extensively optimising store demographic, controlling the quantity of store and terminating channels with low efficiency and without contribution, the Company set to maximise the effectiveness of the marketing costs.

Customer Care

In 2017, the Company further optimised its service standards and systems, leading to service advancement. By continuing to propel intelligent transformation and synergetic operation between traditional-service channels and Internet-service channels, and enriching operating measures in customer reward and loyalty programmes, the customer perception was improving on an ongoing basis. The Company also took proactive approach to mitigate service shortcomings and pain points, thus maintained the second lowest customer complaint rate and the industry lowest complaint rate for unsolicited charges during the year.

ENERGY INNOVATIVE

KEY OPERATING DATA	2017	2016
Mobile Billing Subscribers¹ (millions)	284.2	263.8
4G Subscribers (millions)	174.9	104.6
Mobile Billing Subscribers ARPU (RMB)	48.0	46.4
4G Subscribers ARPU (RMB)	63.4	76.4
Fixed-line Broadband Subscribers (millions)	76.5	75.2
Fixed-line Broadband Access ARPU (RMB)	46.3	49.4
Fixed-line Local Access Subscribers (millions)	60.0	66.7

Note 1: In order to better satisfy the strategic management needs of the Company, the Company's internal management and analysis in relation to the mobile service began to focus more on the mobile billing subscribers (which in general refer to subscribers who have revenue contribution in the current month) and 4G subscribers (mobile billing subscribers who possess 4G handsets and use the 4G network of the Company) from 2016. From January 2016 onwards, the aggregate number and net addition of mobile billing subscribers and 4G subscribers are disclosed. The adjustment in the disclosure of subscriber statistics does not affect the Company's revenue and profit recognition.

STR

STR

ONG
ONG

Alliance

BUILDING POWERFUL ALLIANCE WITH STRATEGIC INVESTORS TO DRIVE
WIN-WIN BUSINESS GROWTH

FINANCIAL OVERVIEW

Innovative



Note 1: Net profit represented profit attributable to equity shareholders of the Company.

I. OVERVIEW

In 2017, the Company comprehensively deepened the implementation of the Focus Strategy, the Company's revenue was RMB274.83 billion in 2017, up by 0.2% compared with last year, of which service revenue improved steadily and reached RMB249.02 billion, up by 4.6% compared with last year. Net profit¹ was RMB1.83 billion, up by 192.5% compared with last year. Excluding the net loss on asset disposal related to optical fibre network upgrade, net profit was RMB4.00 billion, up by RMB3.38 billion compared with last year.

In 2017, net cash flow from operating activities was RMB85.05 billion. Capital expenditure was RMB42.13 billion. Liabilities-to-assets ratio was 46.8% as at 31 December 2017.

II. REVENUE

In 2017, the Company's revenue was RMB274.83 billion, up by 0.2% compared with last year, of which, service revenue accounted for RMB249.02 billion, up by 4.6% compared with last year.

The table below sets forth the composition of service revenue, including as a percentage of the service revenue for the years of 2017 and 2016:

Business Model

NON-VOICE SERVICES
(RMB BILLIONS)

195.50

FAST MOBILE SERVICE REVENUE GROWTH OUTPERFORMED INDUSTRY AVERAGE AMID LOWERED CUSTOMER ACQUISITION COSTS & SUBSIDY

(RMB in billions)	2017		2016	
	Total amount	As a percentage of service revenue	Total amount	As a percentage of service revenue
Service revenue	249.02	100.0%	238.03	100.0%
Include: Voice service	53.52	21.5%	62.41	26.2%
Non-voice services	195.50	78.5%	175.62	73.8%

1. Voice Service

In 2017, service revenue from the voice service was RMB53.52 billion, down by 14.2% compared with last year.

2. Non-Voice Services

In 2017, service revenue from the non-voice services was RMB195.50 billion, up by 11.3% compared with last year.

SERVICE REVENUE
(RMB BILLIONS)

249.02

Financial Overview

III. COSTS AND EXPENSES

In 2017, total costs and expenses amounted to RMB272.24 billion, down by 0.4% compared with last year.

The table below sets forth the major items of the costs and expenses and their respective percentage of the revenue for the years of 2017 and 2016:

(RMB in billions)	2017		2016	
	Total amount	As a percentage of revenue	Total amount	As a percentage of revenue
Total costs and expenses	272.24	99.06%	273.41	99.71%
Operating costs	270.89	98.57%	271.49	99.01%
Include: Interconnection charges	12.62	4.59%	12.74	4.65%
Depreciation and amortisation	77.49	28.20%	76.80	28.01%
Network, operation and support expenses	54.51	19.83%	51.17	18.66%
Employee benefit expenses	42.47	15.45%	36.91	13.46%
Costs of telecommunications products sold	26.64	9.69%	39.30	14.33%
Selling and marketing expenses	34.09	12.40%	34.65	12.64%
General, administrative and other expenses	23.07	8.41%	19.92	7.26%
Finance costs, net of interest income	4.09	1.49%	3.86	1.41%
Share of net profit of associates	-0.89	-0.32%	-0.20	-0.07%
Share of net profit of joint ventures	-0.57	-0.21%	-0.15	-0.06%
Other income-net	-1.28	-0.47%	-1.59	-0.58%

1. Interconnection charges

Mainly due to the decrease in volume of the interconnection voice calls, the interconnection charges amounted to RMB12.62 billion in 2017, down by 1.0% compared with last year and, as a percentage of revenue, decreased from 4.65% in 2016 to 4.59% in 2017.

2. Depreciation and amortisation

Depreciation and amortisation charges in 2017 were RMB77.49 billion, up by 0.9% compared with last year and, as a percentage of revenue, changed from 28.01% in 2016 to 28.20% in 2017.

3. Network, operation and support expenses

The expanded network scale caused higher usage fee of telecommunication towers. The Company incurred network, operation and support expenses of RMB54.51 billion in 2017, up by 6.5% compared with last year. Network, operation and support expenses, as a percentage of revenue, changed from 18.66% in 2016 to 19.83% in 2017.

4. Employee benefit expenses

As a result of the improved operating results, the Company's employee benefit expenses amounted to RMB42.47 billion in 2017, up by 15.1% compared with last year and, as a percentage of revenue, changed from 13.46% in 2016 to 15.45% in 2017.

5. Cost of telecommunications products sold

Costs of telecommunications products sold amounted to RMB26.64 billion and revenue from sales

of telecommunications products amounted to RMB25.81 billion in 2017. Loss on sales of telecommunications products was RMB0.83 billion, of which terminal subsidy cost amounted to RMB1.25 billion in 2017, down by 59.1% compared with last year.

6. Selling and marketing expenses

In 2017, the Company continuously promoted the transformation of its sales and marketing model. Selling and marketing expenses were RMB34.09 billion, down by 1.6% compared with last year and, as a percentage of revenue, changed from 12.64% in 2016 to 12.40% in 2017.

7. General, administrative and other expenses

General, administrative and other expenses were RMB23.07 billion in 2017, up by 15.8% compared with last year and, as a percentage of revenue, changed from 7.26% in 2016 to 8.41% in 2017. It was mainly due to the net loss on asset disposal related to the optical fibre network upgrade of RMB2.90 billion.

8. Finance costs, net of interest income

In 2017, finance costs, net of interest income, was RMB4.09 billion, up by 6.0% compared with last year.

9. Other income-net

Other income-net was RMB1.28 billion in 2017, down by RMB0.31 billion compared with last year.

Financial Overview

IV. EARNINGS

1. Profit before income tax

In 2017, the Company's profit before income tax was RMB2.59 billion. Excluding the net loss on asset disposal related to the optical fibre network upgrade, the Company's profit before income tax was RMB5.49 billion, up by RMB4.71 billion compared with last year.

2. Income tax

In 2017, the Company's income tax was RMB0.74 billion and the effective tax rate was 28.6%.

3. Net profit¹

In 2017, the Company's net profit was RMB1.83 billion. Excluding the net loss on asset disposal related to the optical fibre network upgrade, the Company's net profit was RMB4.00 billion, up by RMB3.38 billion compared with last year. Basic earnings per share was RMB0.074, up by 185.1% compared with last year.


V. EBITDA²

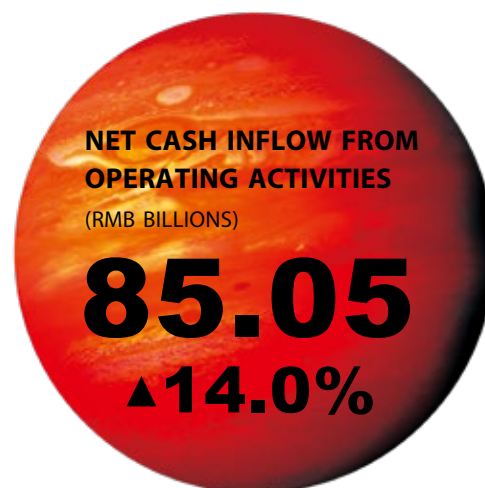
In 2017, the Company's EBITDA was RMB81.43 billion, up by 2.4% compared with last year. Excluding the net loss on asset disposal related to the optical fibre network upgrade, the Company's EBITDA was RMB84.33 billion, up by 6.1% compared with last year. EBITDA as a percentage of service revenue was 33.9%, up by 0.5 percentage points compared with last year.

VI. CAPITAL EXPENDITURE AND CASH FLOW

In 2017, capital expenditure of the Company totaled RMB42.13 billion, which mainly consisted of investments in mobile network, broadband and data, and infrastructure and transmission network etc. In 2017, the Company's net cash inflow from operating activities was RMB85.05 billion. Free cash flow was RMB42.92 billion after the deduction of the capital expenditure.

Note 2: EBITDA represents profit for the year before finance costs, interest income, shares of net profit of associates, share of net profit of joint ventures, other income-net, income tax, depreciation and amortisation. As the telecommunications business is a capital intensive industry, capital expenditure and finance costs may have a significant impact on the net profit of the companies with similar operating results. Therefore, the Company believes that EBITDA may be helpful in analysing the operating results of a telecommunications service operator like the Company.





The table below sets forth the major items of the capital expenditure in 2017.

(RMB in billions)	2017	
	Total amount	As percentage
Total	42.13	100.0%
Include: Mobile network	15.92	37.8%
Broadband and data	9.02	21.4%
Infrastructure and transmission network	11.94	28.3%
Others	5.25	12.5%

VII. BALANCE SHEET

The Company's total assets changed from RMB614.15 billion as at 31 December 2016 to RMB571.98 billion as at 31 December 2017. Total liabilities changed from RMB386.47 billion as at 31 December 2016 to RMB267.64 billion as at 31 December 2017. The liabilities-to-assets ratio changed from 62.9% as at 31 December 2016 to 46.8% as at 31 December 2017. The debt-to-capitalisation ratio changed from 43.5% as at 31 December 2016 to 19.5% as at 31 December 2017. The net debt-to-capitalisation ratio was 10.8% as at 31 December 2017.

VIII. SUBSCRIPTION OF NEW SHARES OF THE COMPANY BY UNICOM BVI

As part of the mixed ownership reform plan implemented by Unicom Group, on 28 November 2017, the Company completed the issuance of 6,651,043,262 shares of the Company to Unicom BVI. The gross proceeds raised by the Company amounted to RMB74,954 million. The proceeds will be used by the Company in accordance with the plan disclosed in the circular issued by the Company on 28 August 2017.

DIRECTORS AND SENIOR MANAGEMENT



Wang Xiaochu

(Chairman and Chief Executive Officer)

Aged 59, was appointed in September 2015 as an Executive Director, Chairman and Chief Executive Officer of the Company. Mr. Wang, a professor level senior engineer, graduated from Beijing Institute of Posts and Telecommunications in 1989 and received a doctorate degree in business administration from the Hong Kong Polytechnic University in 2005. Mr. Wang served as Deputy Director General and Director General of the Hangzhou Telecommunications Bureau in Zhejiang province, Director General of the Tianjin Posts and Telecommunications Administration, Chairman and Chief Executive Officer of China Mobile (Hong Kong) Limited, Vice President of China Mobile Communications Corporation, an Executive Director, Chairman and Chief Executive Officer of China Telecom Corporation Limited, Chairman and President of China Telecommunications Corporation, and Chairman and a Non-Executive Director of China Communications Services Corporation Limited. Mr. Wang has served as a Director of Telefónica S.A. (listed on various stock exchanges including Madrid, New York and London) since September 2015. Mr. Wang also serves as the Chairman of China United Network Communications Group Company Limited ("Unicom Group"), China United Network Communications Limited ("A Share Company") and China United Network Communications Corporation Limited ("CUCL"), respectively. Mr. Wang has extensive experience in management and telecommunications industry.



Lu Yimin

(Executive Director and President)

Aged 54, was appointed as an Executive Director of the Company in October 2008 and President of the Company in February 2009. Mr. Lu, a researcher level senior engineer, graduated from Shanghai Jiao Tong University in 1985 and received a master's degree in public administration from the John F. Kennedy School of Government at Harvard University in 2001. Mr. Lu joined China Network Communications Group Corporation ("Netcom Group") in December 2007, serving as senior management. Mr. Lu has served as a Non-Executive Director of PCCW Limited ("PCCW", listed on the Hong Kong Stock Exchange with an American Depositary Receipts trading on OTC Markets Group Inc. in the U.S.) since May 2008, the Deputy Chairman of the Board of PCCW, a Non-Executive Director of HKT Limited (HKT Trust and HKT Limited are listed on the Hong Kong Stock Exchange) and HKT Management Limited (the trustee-manager of the HKT Trust) since November 2011. Prior to joining the Netcom Group, Mr. Lu was a member of the Secretary Bureau of the General Office of the Chinese Communist Party Central Committee, served as the Deputy Director and the Director of the Information Processing Office, Secretary at deputy director general level and Secretary at director general level. Mr. Lu also serves as a Vice Chairman and General Manager of Unicom Group, a Director and President of A Share Company, as well as a Director and President of CUCL. Mr. Lu has extensive experience in administration and business management in the government and the telecommunications industry.

Directors And Senior Management

Li Fushen

(Executive Director and Chief Financial Officer)

Aged 55, was appointed in March 2011 as an Executive Director and Chief Financial Officer of the Company. Mr. Li graduated from the Jilin Engineering Institute in 1988 and received a master's degree in management from the Australian National University in 2004. Mr. Li served as Deputy General Manager of the former Jilin Provincial Telecommunications Company and Jilin Communications Company, General Manager of the Finance Department of Netcom Group, the Chief Accountant of Netcom Group, Chief Financial Officer of China Netcom Group Corporation (Hong Kong) Limited ("China Netcom"), Executive Director of China Netcom, Joint Company Secretary of China Netcom and Senior Vice President of the Company. In addition, Mr. Li has served as a Non-Executive Director of PCCW Limited (listed on the Hong Kong Stock Exchange with an American Depositary Receipts trading on OTC Markets Group Inc.) since July 2007, a Non-Executive Director of HKT Limited (HKT Trust and HKT Limited are listed on the Hong Kong Stock Exchange) and HKT Management Limited (the trustee-manager of the HKT Trust) since November 2011. Mr. Li is a Vice General Manager and Chief Accountant of Unicom Group, a Director and Senior Vice President of A Share Company, as well as a Director and Senior Vice President of CUCL. Mr. Li has worked in the telecommunications industry for a long period of time and has extensive management experience.



Shao Guanglu

(Executive Director and Senior Vice President)

Aged 53, was appointed in March 2017 as an Executive Director of the Company. Mr. Shao was appointed in April 2011 as a Senior Vice President of the Company. Mr. Shao, a professor level senior engineer, graduated from Harbin Institute of Technology in 1985. Mr. Shao received a master's degree in engineering and a master's degree in economics from Harbin Institute of Technology in 1988 and 1990 respectively, a master's degree in management from BI Norwegian Business School in 2002 and a doctor's degree in management from Nankai University in 2009. Mr. Shao joined Unicom Group in February 1995. Mr. Shao served as Deputy General Manager of Tianjin Branch, Deputy General Manager of Henan Branch, General Manager of Guangxi Branch, as well as General Manager of Human Resource Department of Unicom Group. In addition, Mr. Shao has served as a Non-Executive Director of PCCW Limited (listed on the Hong Kong Stock Exchange with an American Depositary Receipts trading on OTC Markets Group Inc.) since March 2017, and a Non-Executive Director of China Communications Services Corporation Limited (listed on the Hong Kong Stock Exchange) since June 2017. Mr. Shao also serves as a Vice General Manager of Unicom Group, a Senior Vice President of A share Company as well as a Director and Senior Vice President of CUCL. Mr. Shao has worked in the telecommunications industry for a long period of time and has extensive management experience.



Cesareo Alierta Izuel

(Non-Executive Director)

Aged 72, was appointed in October 2008 as a Non-Executive Director of the Company. Mr. Alierta is Executive Chairman of Telefónica Foundation and Profuturo Foundation, Director of Telefónica Audiovisual Digital, S.L.U. and Trustee of Caixa d'Estalvis i Pensions de Barcelona Banking Foundation (la Caixa). He is also the Chairman of the Social Board of the UNED (National Long Distance Spanish University) and member of the Columbia Business School Board of Overseers. Between 1970 and 1985, he served as General Manager of the Capital Markets division at Banco Urquijo in Madrid. He was the founder and Chairman of Beta Capital. Since 1991, he has also acted as Chairman of the Spanish Financial Analysts' Association. He was also a member of the Board of Directors and the Standing Committee of the Madrid Stock Exchange. Between 1996 and 2000, he served as Chairman of Tabacalera, S.A., and subsequently Altadis following the company's merger with the French group Seita. Between January 1997 and May 2017, he was a member of the Board of Directors of Telefónica S.A. (listed on various stock exchanges including Madrid, New York and London). Between July 2000 and April 2016, he served as Executive Chairman of Telefónica S.A.. Mr. Alierta served as a Non-Executive Director of China Netcom during the period from December 2007 to November 2008. From April 2008 to December 2013 he was a member of the Board of Directors of Telecom Italia, S.p.A.. Between September 2010 and June 2016, Mr. Alierta served as a member of the Board of Directors of International Consolidated Airlines Group (IAG, listed on the stock exchanges of Madrid and London). Between October 2017 and March 2018, Mr. Alierta served as a member of the Board of Directors of Mediobanca S.p.A. (listed on Milan stock exchange). In September 2005, Mr. Alierta received "The Global Spanish Entrepreneur" award from the Spanish/US Chamber of Commerce. Mr. Alierta holds a degree in law from the University of Zaragoza and received a master's degree in business administration (MBA) at the University of Columbia (New York) in 1970.



Directors And Senior Management

Cheung Wing Lam Linus

(Independent Non-Executive Director)

Aged 69, was appointed in May 2004 as an Independent Non-Executive Director of the Company. Mr. Cheung is Independent Non-Executive Directors of HKR International Limited (listed on the Hong Kong Stock Exchange) and Sotheby's (listed on the New York Stock Exchange). Mr. Cheung was a member of the University of Hong Kong Council, Chairman of the Council of Centennial College, a member of the Board of Governors of Centennial College, Chairman of the University of Hong Kong School of Professional and Continuing Education, Chairman of Asia Television Limited, Deputy Chairman of PCCW Limited, an Independent Non-Executive Director of Taikang Life Insurance Company Limited, as well as President of the Chartered Institute of Marketing (Hong Kong Region). Prior to the merger of Pacific Century Cyberworks Limited and Hong Kong Telecom Limited, Mr. Cheung was the Chief Executive of Hong Kong Telecom Limited and an Executive Director of Cable & Wireless plc in the United Kingdom. Mr. Cheung worked at Cathay Pacific Airways for 23 years, leaving as Deputy Managing Director. He was appointed an Official Justice of the Peace in 1990 and a Non-official Justice of the Peace in 1992. Mr. Cheung received a bachelor's degree in social sciences and a diploma in management studies from the University of Hong Kong. He is also an Honorary Fellow of the University of Hong Kong and of The Chartered Institute of Marketing in the United Kingdom.



Wong Wai Ming

(Independent Non-Executive Director)

Aged 60, was appointed in January 2006 as an Independent Non-Executive Director of the Company. Mr. Wong is Executive Vice President and Chief Financial Officer of Lenovo Group Limited (listed on the Hong Kong Stock Exchange and the New York Stock Exchange). Prior to his current executive position at Lenovo Group Limited, Mr. Wong was the Chief Executive Officer and Executive Director of Roly International Holdings Limited. Mr. Wong was previously an investment banker with over 15 years of experience in investment banking business in Greater China and was a member of the Listing Committee of The Stock Exchange of Hong Kong Limited. Mr. Wong is a chartered accountant and holds a bachelor's degree (with Honors) in management science from the Victoria University of Manchester in the United Kingdom.

Chung Shui Ming Timpson

(Independent Non-Executive Director)

Aged 66, was appointed in October 2008 as an Independent Non-Executive Director of the Company. Mr. Chung is a member of the National Committee of the 13th Chinese People's Political Consultative Conference. He is also the Pro-Chancellor of the City University of Hong Kong. Besides, Mr. Chung is an Independent Non-Executive Director of Glorious Sun Enterprises Limited, The Miramar Hotel & Investment Co. Limited, China Overseas Grand Oceans Group Limited, China Everbright Limited, China Construction Bank Corporation, Jinmao Hotel and Jinmao (China) Hotel Investments and Management Limited (formerly known as "Jinmao Investments and Jinmao (China) Investments Holdings Limited"), China Railway Group Limited (all listed on the Hong Kong Stock Exchange). From October 2004 to October 2008, Mr. Chung served as an Independent Non-Executive Director of China Netcom. Formerly, he was the Chairman of China Business of Jardine Fleming Holdings Limited and the Deputy Chief Executive Officer of BOC International Limited. He was also the Director-General of Democratic Alliance for the Betterment and Progress of Hong Kong, the Chairman of the Advisory Committee on Arts Development, the Chairman of the Council of the City University of Hong Kong, the Chairman of the Hong Kong Housing Society, a member of the Executive Council of the Hong Kong Special Administrative Region, the Vice Chairman of the Land Fund Advisory Committee of Hong Kong Special Administrative Region Government, a member of the Managing Board of the Kowloon-Canton Railway Corporation, a member of the Hong Kong Housing Authority, a member of the Disaster Relief Fund Advisory Committee, an Independent Non-Executive Director of Henderson Land Development Company Limited and Nine Dragons Paper (Holdings) Limited, an Independent Director of China Everbright Bank Company Limited and China State Construction Eng. Corp. Ltd. and an Outside Director of China Mobile Communications Corporation. Mr. Chung holds a bachelor of science degree from the University of Hong Kong and a master's degree in business administration from the Chinese University of Hong Kong. Mr. Chung also received an honorary doctoral degree in Social Science from the City University of Hong Kong in 2010. Mr. Chung is a fellow member of the Hong Kong Institute of Certified Public Accountants.



Directors And Senior Management

Law Fan Chiu Fun Fanny

(Independent Non-Executive Director)

Aged 65, was appointed in November 2012 as an Independent Non-Executive Director of the Company. Mrs. Law is currently Chairman of the Board of Directors of Hong Kong Science and Technology Parks Corporation, a Member of the Executive Council of the Government of the Hong Kong Special Administrative Region ("HKSAR"), the Special Adviser to the China-US Exchange Foundation, a Director of the Fan Family Trust Fund and the Honorary Principal of Ningbo Huizhen Academy. Besides, Mrs. Law is an Independent Non-Executive Director of CLP Holdings Limited and DTXS Silk Road Investment Holdings Company Limited (formerly known as "UDL Holdings Limited") and Nameson Holdings Limited (all listed on the Hong Kong Stock Exchange), as well as External Director of China Resources (Holdings) Co., Limited. Mrs. Law served as a Deputy of HKSAR to the National People's Congress of the People's Republic of China. Prior to her retirement from the civil service in 2007, Mrs. Law was the Commissioner of the Hong Kong Independent Commission Against Corruption. During her 30 years as an Administrative Officer, Mrs. Law has worked in many fields, including medical and health, economic services, housing, land and planning, home affairs, social welfare, civil service, transport and education. Mrs. Law graduated from the University of Hong Kong with an Honours degree in Science, and in 2009 was named an outstanding alumna of the Science Faculty of the University of Hong Kong. She received a Master degree in Public Administration from Harvard University and was named a Littauer Fellow of Harvard University. She also holds a Master degree in Education from the Chinese University of Hong Kong and is a Fellow of The Hong Kong Institute of Directors.



Mai Yanzhou

(Senior Vice President)

Aged 49, was appointed in February 2018 as a Senior Vice President of the Company. Mr. Mai, a professor level senior engineer, graduated from Zhengzhou University in 1991 and received a master's degree in Electronics and Information Engineering from Beijing University of Posts and Telecommunications in 2002. Mr. Mai served as Deputy General Manager of Guangdong Branch of China Network Communications Group Corporation, Deputy General Manager of Guangdong Branch, General Manager of Fujian Branch, as well as General Manager of Liaoning Branch of Unicom Group. Mr. Mai served as a Delegate to the 12th National People's Congress. Mr. Mai also serves as Vice General Manager of Unicom Group, Senior Vice President of A Share Company as well as Director and Senior Vice President of CUCL. Mr. Mai has extensive experience in management and telecommunications industry.



Liang Baojun

(Senior Vice President)

Aged 48, was appointed in February 2018 as a Senior Vice President of the Company. Mr. Liang, a professor level senior engineer, graduated from Changchun Institute of Posts and Telecommunications in 1991, received a master's degree in Engineering from Beijing University of Posts and Telecommunications in 1998 and an executive master's degree of Business Administration from Tsinghua University in 2006. Mr. Liang served as Deputy General Manager of Beijing Branch of China Telecom Corporation Limited, as well as General Manager of Henan Branch, General Manager of Corporate Informatisation Department, General Manager of Government and Enterprise Customers Department of China Telecommunications Corporation. Mr. Liang also serves as Vice General Manager of Unicom Group, Senior Vice President of A Share Company as well as Director and Senior Vice President of CUCL. Mr. Liang has extensive experience in management and telecommunications industry.



RECOGNITION & AWARDS

Your Trust



For more information, please visit our website at www.chinaunicom.com.hk

Our Power



CORPORA GOVERNANCE *Report*

The Board is committed to high standards of corporate governance and recognises that good governance is vital for the long-term success and sustainability of the Company's business. As a company incorporated in Hong Kong, the Company adopts the Companies Ordinance (Chapter 622 of the Laws of Hong Kong), the Securities and Futures Ordinance of Hong Kong and other related laws and regulations as the basic guidelines for the Company's corporate governance. As a company dual-listed in Hong Kong and the United States, the current articles of association are in compliance with the Rules Governing the Listing of Securities on The Stock Exchange of Hong Kong Limited and the regulatory requirements for non-US companies listed in the United States. These rules serve as guidance for the Company to improve the foundation of its corporate governance, and the Company strives to comply with the relevant requirements of international and local corporate governance best practices. The Company has regularly published statements relating to its internal control in accordance with the US Sarbanes-Oxley

Act and the regulatory requirements of the U.S. Securities and Exchange Commission and the New York Stock Exchange to confirm its compliance with related financial reporting, information disclosure, corporate internal control requirements and other regulatory requirements. The Board is responsible for performing overall corporate governance duties. The Company has adopted a Corporate Governance Practice which sets out the key terms of reference of the Board on corporate governance functions, including, amongst others, developing and reviewing the Corporate Governance Policy and corporate governance practices of the Company; reviewing and monitoring the training and continuous professional development of Directors and senior management; reviewing and monitoring the Company's media enquiry policies and practices on compliance with legal and regulatory requirements; developing, reviewing and monitoring the code of conduct and compliance manual applicable to employees and Directors; and reviewing the Company's compliance with the Code.

TE

China
Unicom
中國聯合網絡通信(香港)股份有限公司
China Unicom (Hong Kong) Limited
2017 年度業績發佈會
2017 Annual Results Announcement

In 2017, the Company's continuous efforts in corporate governance gained wide recognition from the capital markets and the Company was accredited with a number of awards. The Company was voted by institutional investors as "Asia's No.1 Most Honored Telecom Company" for two years in a row in "2017 All-Asia Executive Team" ranking organised by the authoritative financial magazine, Institutional Investor. Meanwhile, Mr. Wang Xiaochu, Chairman and CEO of the Company was named as "Asia's Best CEO (Telecoms) – 1st", Mr. Li Fushen, executive Director and CFO of the Company was named as "Asia's Best CFO (Telecoms) – 1st". The Company was awarded as "Asia's Best Management Team" in "Asia's Best Managed Companies Poll 2017" by FinanceAsia. Meanwhile, Mr. Wang Xiaochu was named again as "Best CEO in China – 1st" and Mr. Li Fushen was named as "Best CFO in China – 1st". The Company was awarded "The Best of Asia – Icon on Corporate Governance" by Corporate Governance Asia. Meanwhile, Mr. Wang Xiaochu was named "Asia's Best CEO", Mr. Li Fushen was also named "Asia's Best CFO", and the Company was also

honoured as "Best Investor Relations Company". The Company was accredited with "Platinum Award for Excellence in Environmental, Social, and Corporate Governance" and Mr. Wang Xiaochu was accredited with "Best Chief Executive Officer Award" in "The Asset Corporate Awards 2017".

The Corporate Governance Code (the "Code") as set out in Appendix 14 of the Rules Governing the Listing of Securities on The Stock Exchange of Hong Kong Limited (the "Listing Rules") provides for code provisions (the "Code Provisions") and recommended best practices with respect to (i) Directors, (ii) remuneration of Directors and senior management and evaluation of the Board of Directors (the "Board"), (iii) accountability and audit, (iv) delegation by the Board, (v) communication with shareholders and (vi) company secretary. Other than the disclosures made in the section headed "Board of Directors" below, the Company confirms that for the year ended 31 December 2017, it complied with all the Code Provisions.












Corporate Governance Report

BOARD OF DIRECTORS

To serve the best interests of the Company and its shareholders, the Board is responsible for reviewing and approving major corporate matters, including, amongst others, business strategies and budgets, major investments, capital market operations, as well as mergers and acquisitions. The Board is also responsible for monitoring risk management and internal control, reviewing and approving the announcements periodically published by the Company regarding its business results and operating activities.

In order to achieve a sustainable and balanced development, the Company views Board diversity as a key element for supporting its strategic goals and maintaining sustainable development. The Board membership maintains wide representation. Members of the Board consist of outstanding individuals from different professions in Mainland China, Hong Kong and overseas. As at 31 December 2017, the Board comprises nine Directors, including four executive Directors, one non-executive Director and four independent non-executive Directors. Particulars of the Directors are set out on pages 32 to 39 of this annual report. The Company believes that the Board currently comprises experts from diversified professions such as telecommunications, information technology, banking, finance and management, and is diversified in terms of gender, age, duration of service, etc., which contributes to the enhanced management standard and more regulated operation of corporate governance of the Company, and results in a more comprehensive and balanced Board structure and decision-making process.

The below sets out the analysis of the composition of the Board as at 31 December 2017:

Designation	 4 Executive Directors	 1 Non-Executive Director	 4 Independent Non-Executive Directors
Gender	 8 male	 1 female	
Age group	 4 52-59	 3 60-67	 2 >67
Duration of service (years)	 4 1-5	 3 6-10	 2 11-15

The roles and responsibilities of chairman and chief executive of the Company were performed by the same individual for the year ended 31 December 2017. Mr. Wang Xiaochu serves as Chairman and CEO of the Company. Mr. Lu Yimin serves as President of the Company. Mr. Wang Xiaochu is responsible for chairing the Board and for all material affairs, including development, business strategy, operation and management, of the Company. Mr. Lu Yimin is responsible for the daily operation and management of the Company. The Board believes that at the present stage, Mr. Wang Xiaochu and Mr. Lu Yimin have achieved the aforesaid principle of separation of responsibilities to ensure balance of power and authority. These arrangements also facilitate the formulation and implementation of the Company's strategies in a more effective manner so as to support the effective development of the Company's business.

All non-executive Director and independent non-executive Directors of the Company are influential members of society and possess good knowledge and experience in different areas. They have been making positive contributions to the development of the Company's strategies and policies through independent, constructive and informed advices. They have maintained close contact with the management and actively express constructive opinions on matters relating to the shareholders and the capital market at board meetings. These views and opinions facilitate the Board in making their decisions in the shareholders' best interests. All independent non-executive Directors, except for their equity interests and remuneration disclosed in this annual report, do not have any business with or financial interests in the Company, its holding company or subsidiaries, and have confirmed their independence to the Company. The functions of non-executive Director and independent non-executive Directors include, amongst other things, attending board meetings, exercising independent judgements at meetings, playing a leading role in resolving any potential

conflicts of interest, serving on committees by invitation and carefully examining whether the performance of the Company has reached the planned corporate targets and objectives, and monitoring and reporting on matters relating to the performance of the Company.

With respect to the nomination and appointment of new directors and senior management members, the Nomination Committee would, after considering the Company's need for new directors and/or senior management members, identify a wide range of candidates from within the Company and the human resources market and make recommendations to the Board. The Nomination Committee will consider candidates on merit against objective criteria and with due regard to the benefits of diversity on the Board. After having obtained the consent from candidates in relation to the relevant nomination and based on the Company's actual needs, the Board would convene a meeting, attendees of which include independent non-executive Directors and non-executive Director, to consider the qualifications of the candidates. The Directors of the Company (including non-executive Directors) are not appointed for a specific term but are subject to retirement by rotation at general meetings pursuant to the Company's articles of association and at least once every three years.

Every newly appointed Director is provided with a comprehensive, formal and tailored induction on appointment, and would subsequently receive all briefing and professional development necessary to ensure that he/she has proper understanding of the Company's operations and businesses, full understanding of his/her responsibilities under the statutes, the common law, the Listing Rules, applicable legal and regulatory requirements, and the Company's business and corporate governance policies. Furthermore, formal letters of appointment setting out the key terms and conditions of the Directors' appointment will be duly prepared.

Corporate Governance Report

Directors' training is an ongoing process. The Company regularly invites various professionals to provide trainings on the latest changes and development of the legal and regulatory requirements as well as the market and/or industrial environment to Directors. In 2017, the Directors as at 31 December 2017 have participated in various training and continuous professional development activities and the summary of which is as follows:

	Types of training
Executive Director	
Wang Xiaochu (<i>Chairman</i>)	A, B
Lu Yimin	A, B
Li Fushen	A, B
Shao Guanglu	A, B
Non-Executive Director	
Cesareo Alierta Izuel	A, B
Independent Non-Executive Director	
Cheung Wing Lam Linus	A, B
Wong Wai Ming	A, B
Chung Shui Ming Timpson	A, B
Law Fan Chiu Fun Fanny	A, B

A: attending relevant seminars and/or conferences and/or forums; delivering speeches at relevant seminars and/or conferences and/or forums

B: reading or writing relevant newspapers, journals and articles relating to general economy, general business, telecommunications, corporate governance or directors' duties

The remuneration package for executive Directors includes salary and performance-linked annual bonuses. The remuneration of executive Directors is determined by reference to their respective duties and responsibilities in the Company, their respective experience, prevailing market conditions and applicable regulatory requirements while the award of the performance-linked annual bonuses is tied to the attainment of key performance indicators or targets set by the Company. The remuneration of non-executive Directors is determined by reference to prevailing market conditions and their respective workload from serving as non-executive Directors and members of the board committees

of the Company. The Company also adopted share option scheme for the purpose of providing long term incentives to eligible participants, including Directors (details of such share option scheme are set out in the paragraph headed "Share Option Scheme of the Company" on pages 72 to 73 of this annual report). The remuneration for each Director and the remuneration of senior management by band are disclosed on pages 143 to 145 of this annual report. In addition to the remuneration, the Company has arranged appropriate insurance coverage in respect of legal action against the Directors.

The Board has provided clear guidelines for delegation of powers and responsibilities to management. However, certain important matters must be decided only by the Board, including, but not limited to, long-term objectives and strategies, annual budget, initial announcements on quarterly, interim and final results, dividends, major investments, equity-related capital market operations, mergers and acquisitions, major connected transactions and annual internal control evaluation. The arrangements on delegation of powers and responsibilities to management are reviewed by the Board periodically to ensure that they remain appropriate to the needs of the Company.

The Board convenes meetings regularly and all Directors have adequate opportunity to be present at the meetings and to include matters for discussion in the meeting agenda. Notices of regular board meetings are delivered to the Directors at least 14 days in advance of the meetings. The Company delivers, on a best endeavour basis, all documents for regular board meetings to the Directors at least one week prior to the meetings (and ensures that all documents are delivered to the Directors no less than three days prior to the regular meetings as required by the Code Provisions).

The Company Secretary, being an employee of the Company, has day-to-day knowledge of the Company's affairs and reports to the Chairman of the Board. He keeps close contact with all Directors and ensures that the operation of the Board and all board committees is in compliance with the procedures as set forth in the Company's articles of association and the charters of the board committees. Additionally, the Company Secretary is responsible for compiling and regularly submitting draft minutes of board meetings and committee meetings to the Directors and committee members for their comment, and final versions of minutes for their records, within a reasonable time after the relevant meetings. Each Director may obtain advice from and the services of the Company Secretary to ensure that board procedures, and all applicable rules and regulations, are followed. Physical board meetings will be held for the selection, appointment or dismissal of the Company Secretary. To ensure the possession of up-to-date knowledge and market information to perform his duties, the Company Secretary attended sufficient professional training in 2017.



Corporate Governance Report

The Directors may, upon request, obtain independent professional advice at the expense of the Company. In addition, if any substantial shareholder of the Company or any Directors has significant conflicts of interest in a matter to be resolved, the Board will convene a board meeting in respect of such matter and those Directors who have conflicts of interest must abstain from voting and will not be counted in the quorum of the meeting.

All Directors are required to devote sufficient time and attention to the affairs of the Company. A culture of openness and debate are promoted in the Board and the Directors are encouraged to express their views and concerns. The Company provides monthly operating update to the Directors, so as to ensure the Directors are familiar with the Company's latest operations. In addition, through regular board meetings and reports from management, the Directors are able to clearly understand the operations, business strategy and latest development of the Company and the industry. Besides formal board meetings, the Chairman also meets annually with non-executive Director and

independent non-executive Directors, without the presence of the executive Directors, which further promotes the exchange of diversified views and opinions. In order to ensure that all Directors have appropriate knowledge of the matters discussed at the meetings, adequate, accurate, clear, complete and reliable information regarding those matters is provided in advance and in a timely manner, and all Directors have the right to inspect documents and information in relation to matters to be decided by the Board. The Directors have frequently visited various branches in Mainland China to gain better understanding of the Company's daily operations. In addition, the Company has arranged relevant trainings for the Directors (which include training sessions conducted by professional advisers, such as lawyers and accountants, from time to time) in order to broaden their knowledge in the relevant areas and to improve their understanding of the Company's business, legal and regulatory requirements and the latest operational technologies. The Board also conducts annual evaluation of its performance. Such efforts have improved the corporate governance of the Company.



In 2017, the Board held five board meetings for, amongst other things, discussion and approval of important matters such as the 2016 annual results, the 2016 Form 20-F, the 2017 annual budget, the 2017 interim results, the first and the first three quarters results for 2017, corporate social responsibility report, reports on risk management and internal control, connected transaction regarding the subscription of new shares of the Company by China Unicom (BVI) Limited as well as the appointment of executive Director.

Set forth below is an overview of the attendance during the year by the Board members at various meetings:

	Meetings Attended/Held					
	Board Meeting	Audit Committee Meeting	Remuneration Committee Meeting	Nomination Committee Meeting	Independent Board Committee Meeting	Shareholders Meeting
Executive Directors						
Wang Xiaochu (<i>Chairman</i>)	5/5	N/A	N/A	1/1	N/A	2/2
Lu Yimin	5/5	N/A	N/A	N/A	N/A	2/2
Li Fushen	5/5	N/A	N/A	N/A	N/A	1/2
Shao Guanglu ¹	3/4	N/A	N/A	N/A	N/A	2/2
Non-Executive Director						
Cesareo Alierta Izuel	0/5	N/A	N/A	N/A	N/A	0/2
Independent Non-Executive Directors						
Cheung Wing Lam Linus	5/5	4/4	1/1	N/A	1/1	2/2
Wong Wai Ming	4/5	3/4	0/1	N/A	1/1	1/2
Chung Shui Ming Timpson	5/5	3/4	1/1	1/1	1/1	1/2
Law Fan Chiu Fun Fanny	4/5	3/4	N/A	1/1	1/1	2/2

Note 1: On 16 March 2017, Mr. Shao Guanglu was appointed as executive Director of the Company.

Note 2: Certain Directors (including independent non-executive Directors) did not attend the shareholders meeting and some of the meetings of the Board and committees due to other business commitments or being overseas.

In 2017, the Board performed their fiduciary duties and devoted sufficient time and attention to the affairs of the Company. The Board works effectively and performs its responsibilities efficiently with all key and appropriate issues being discussed and approved in a timely manner.

Corporate Governance Report



The Company has adopted the “Model Code for Securities Transactions by Directors of Listed Issuers”, as set out in Appendix 10 to the Listing Rules (the “Model Code”) to govern securities transactions by directors. Further to the specific enquiries made by the Company to the Directors, all Directors have confirmed their compliance with the Model Code for the year ended 31 December 2017.

The Directors acknowledge their responsibilities for preparing the financial statements for the year ended 31 December 2017, which give a true and fair view of the financial position of the Company as at the statement of financial position date and financial performance and cash flows of the Company for the year ended the statement of financial position date, are properly prepared on the going concern basis in accordance with relevant statutory requirements and applicable financial reporting standards. A statement of the independent auditors about their reporting responsibilities related to the financial statements is set out in the independent auditor’s report on page 98 to page 103 of this annual report.

COMMITTEES UNDER THE BOARD

The Company has established three committees of the Board under the Board, the Audit Committee, the Remuneration Committee and the Nomination Committee. Each committee has a written charter, which is available on the websites of the Company and The Stock Exchange of Hong Kong Limited (the “Hong Kong Stock Exchange”). From time to time as required by the Listing Rules, the Board also establishes independent board committee for the purpose of advising and providing voting recommendations to independent shareholders on connected transactions and transactions subject to independent shareholders’ approval entered into by the Company and/or its subsidiaries. The committees are provided with sufficient resources, including, amongst others, obtaining independent professional advice at the expense of the Company, to perform its duties. The committees report their decisions or recommendations to the Board after meetings.

中國聯合網絡通信(香港)股份有限公司
China Unicom (Hong Kong) Limited

特別股東大會
Extraordinary General Meeting



Audit Committee

Composition

As at 31 December 2017, the Audit Committee comprised Mr. Wong Wai Ming, Mr. Cheung Wing Lam Linus, Mr. Chung Shui Ming Timpson and Mrs. Law Fan Chiu Fun Fanny, all being independent non-executive Directors of the Company. The Chairman of the Audit Committee is Mr. Wong Wai Ming. All members of the Audit Committee have satisfied the “independence” requirements in relation to an Audit Committee member under applicable laws, regulations and rules. The Chairman of the Audit Committee is an accountant with expertise and experience in accounting and financial management. Another member of the Audit Committee is also an accountant with extensive accounting professional experience.

Major Responsibilities

The primary responsibilities of the Audit Committee include: as the key representative body, overseeing the Company’s relationship with the independent auditor, considering and approving the appointment, resignation and removal of the independent auditor; pre-approval of services and fees to be provided by the independent auditor based on the established pre-approval framework; supervising the independent auditor and determining the potential impact of non-audit services on such auditor’s independence; reviewing quarterly and interim financial information as well as annual financial statements; coordinating and discussing with the independent auditor with respect to any issues identified and recommendations made during the audits; reviewing correspondences from

the independent auditor to the management and responses of the management; discussing the risk management and internal control system with the management as well as reviewing the reports on the risk management and internal control procedures of the Company. The Audit Committee also has the authority to set up a reporting system to receive and handle cases of complaints or complaints made on an anonymous basis regarding the Company’s accounting, internal control and audit matters. Any complaints on the aforementioned subject matters can be submitted by post (No. 21 Financial Street, Xicheng District, Beijing, 100033, China) or by phone (86-(010) 88091674). The Audit Committee is responsible to and regularly reports its work to the Board.

Work Completed in 2017

The Audit Committee meets at least four times each year, and assists the Board in its review of the financial statements to ensure effective risk management and internal control as well as efficient audit.

The Audit Committee held four meetings in 2017 for, amongst other things, discussion and approval of the 2016 annual results, the 2016 Form 20-F, the 2017 interim results, and the first and the first three quarters results for 2017. In addition, the Audit Committee approved in the meetings the report on risk management, the report on internal audit and internal control, the report on continuing connected transaction, the re-appointment, the audit fees and the audit plans of the independent auditor as well as the non-audit services provided by the independent auditor in 2017.

Corporate Governance Report

The Audit Committee has performed its duties effectively, and enabled the Board to better monitor the financial condition of the Company, supervise the risk management and internal control of the Company, ensure the integrity and reliability of the financial statements of the Company, prevent significant errors in the financial statements and ensure the Company's compliance with the relevant requirements of the Listing Rules, the U.S. federal securities regulations and the New York Stock Exchange listing standards with respect to audit committee.

Remuneration Committee

Composition

As at 31 December 2017, the Remuneration Committee comprised Mr. Cheung Wing Lam Linus, Mr. Wong Wai Ming and Mr. Chung Shui Ming Timpson, all being independent non-executive Directors of the Company. The Chairman of the Remuneration Committee is Mr. Cheung Wing Lam Linus.

Major Responsibilities

The primary responsibilities of the Remuneration Committee include: making recommendations to the Board on the policies and structure for all Directors' and senior management's remuneration and on the establishment of a formal and transparent procedure for developing remuneration policy; reviewing and approving the management's remuneration proposals with reference to the corporate goals and objectives set by the Board; making recommendations to the Board on the remuneration packages of individual executive Directors and senior management (including benefits in kind, pension right and compensation payments, including any compensation payable for loss or termination of their office or appointment); making recommendations to the Board on the remuneration of non-executive Directors; consulting the Chairman about the remuneration proposals for other executive Directors; considering salaries paid by comparable companies, time commitment and responsibilities and employment conditions elsewhere in the Group; considering any concrete plan proposed by the management of the Company for the grant of option which has not been granted, and any plan to amend any existing option scheme of the Company; reviewing and approving compensation payable to executive Directors and senior management for any loss or termination of office or appointment to ensure that it is consistent with contractual terms; reviewing and approving compensation arrangements relating to dismissal or removal of Directors for misconduct to ensure that they are consistent with contractual terms; and ensuring that no Director or any of his/her associates is involved in deciding his/her own remuneration.



China
unicom 中国联通

中國聯合網絡通信(香港)股份有限公司
China Unicom (Hong Kong) Limited

2017 年度中期業績發佈會
2017 Interim Results Announcement



Work Completed in 2017

The Remuneration Committee meets at least once a year. The Remuneration Committee held one meeting in 2017 for, amongst other things, discussion and approval of proposal for appraisal and remuneration of senior management:

The Remuneration Committee has performed its duties effectively on reviewing and approving the proposal of appraisal of senior management, as well as making recommendations to the Board with regards to the remuneration packages for senior management.

Nomination Committee

Composition

As at 31 December 2017, the Nomination Committee comprised Mr. Chung Shui Ming Timpson, Mr. Wang Xiaochu and Mrs. Law Fan Chiu Fun Fanny. Except for Mr. Wang Xiaochu, who is the Chairman and CEO of the Company, Mr. Chung Shui Ming Timpson and Mrs. Law Fan Chiu Fun Fanny are independent non-executive Directors of the Company. The Chairman of the Nomination Committee is Mr. Chung Shui Ming Timpson.

Major Responsibilities

The primary responsibilities of the Nomination Committee include: reviewing the structure, size and composition (including the skills, knowledge and experience) of the Board at least annually and making recommendations on any proposed changes to the Board to complement the corporate strategy of the Company; identifying individuals suitably qualified to become Board members and making recommendations to the Board; formulating, reviewing and implementing the board diversity policy; assessing the independence of independent non-executive Directors; making recommendations to the Board on the appointment or re-appointment of Directors and succession planning for Directors; providing advice to the Board on candidates of the senior management nominated by the CEO and on changes to the senior management of the Company.

Work Completed in 2017

The Nomination Committee meets at least once a year. The Nomination Committee held one meeting in 2017 for, amongst other things, reviewing the structure, size and composition of the Board, assessment of the independence of independent non-executive Directors, making recommendations to the Board on the proposed re-election of Directors and the appointment of executive Director.

The Company has adopted a policy concerning diversity of board members. The Company recognises and embraces the benefits of having a diverse Board, and notes increasing diversity at Board level as an essential element in maintaining a competitive advantage. All Board appointments are made on merit, in the context of the skills and experience the Board as a whole requires to be effective. In reviewing Board composition, the Nomination Committee will consider a number of factors, including professional knowledge, skills, experience and diversity of perspectives which are appropriate to the Company's business model and specific needs. In identifying suitable candidates for appointment to the Board, the Nomination Committee will consider candidates on merit against objective criteria and with due regard to the benefits of diversity on the Board. Selection of candidates will be based on a range of diversity perspectives including but not limited to gender, age, cultural and educational background, professional experience, skills, knowledge and duration of service. The ultimate decision will be based on merit and contribution that the selected candidates will bring to the Board.

Corporate Governance Report

Independent Board Committee Established in Connection with the Issuance of New Shares

Pursuant to the requirements of the Listing Rules, the Company has established an Independent Board Committee, comprising all 4 Independent non-executive Directors to consider the terms of the connected transaction regarding the subscription of new shares of the Company by China Unicom (BVI) Limited. The Independent Board Committee convened one meeting in 2017 and provided its advice and voting recommendation on this matter to the independent shareholders of the Company.

INDEPENDENT AUDITOR

KPMG is the independent auditor of the Company. Apart from audit services, it also provides other assurance and non-audit services. The other assurance and non-audit services provided by the independent auditors did not contravene the requirements of the US Sarbanes-Oxley Act and therefore enabling them to maintain the independence. The remuneration paid/payable to the independent auditor for provision of services in 2017 is as follows:

Items	Note	2017 (in RMB thousands)
Audit services	(i)	74,277
Other assurance services	(ii)	8,084
Non-audit services	(iii)	1,461

Notes:

- (i) Audit services in 2017 mainly included audit work in connection with the audit of the Company's consolidated financial statements and internal control over financial reporting, pursuant to Section 404 of the U.S. Sarbanes-Oxley Act of 2002.
- (ii) Other assurance services included other assurance and related services that can be reasonably provided by the independent auditor. In 2017, the provisions of other assurance and related services mainly included performing the limited procedures on the XBRL-tagged data related to Form 20-F for the year ended 31 December 2017, and accounting and reporting consultations service.
- (iii) Non-audit services included other services that can be reasonably provided by the independent auditor. In 2017, the provisions of non-audit services mainly included tax compliance services and permitted advisory services on clearing and settlement process of one of the Company's subsidiary.

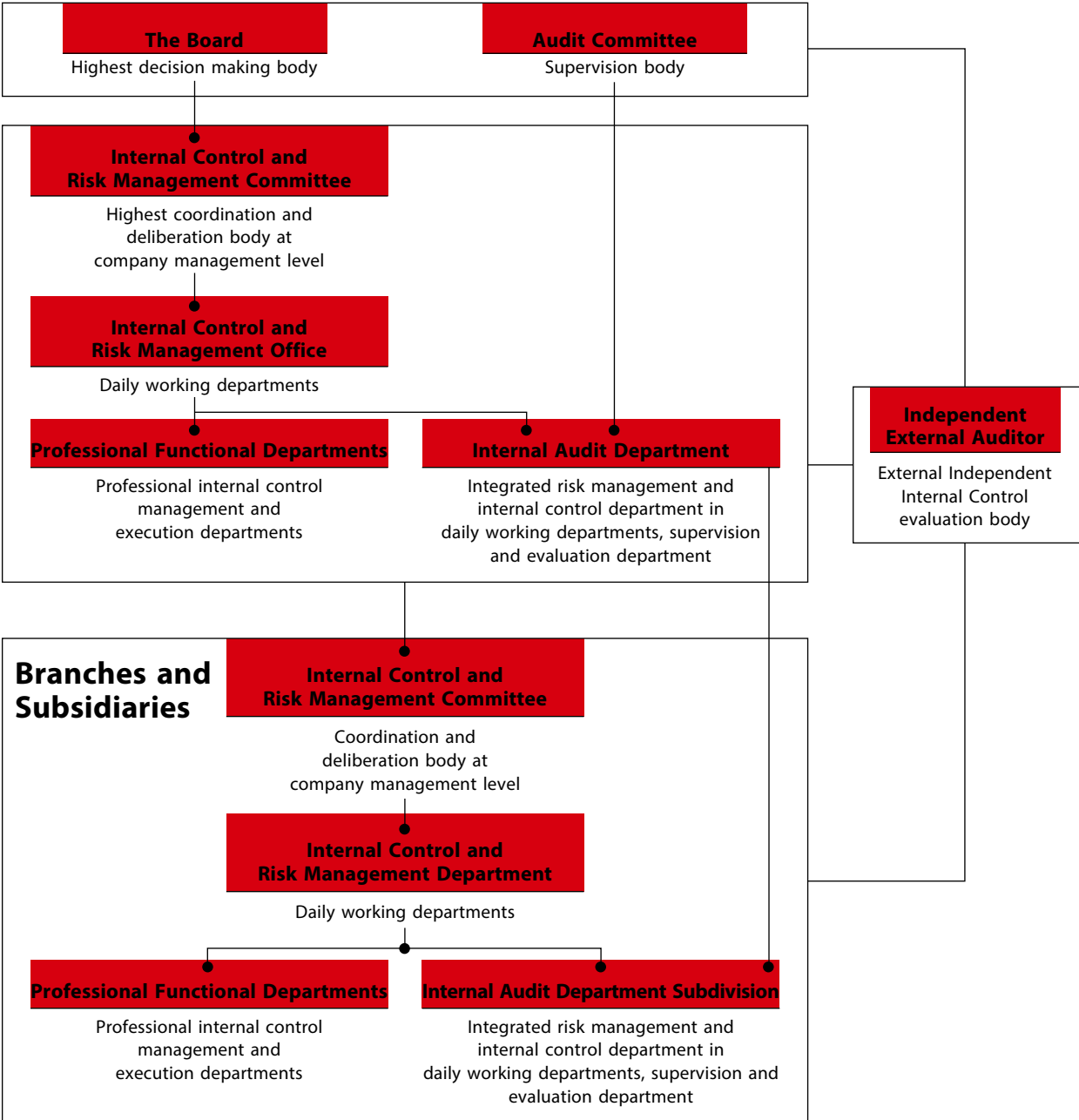
RISK MANAGEMENT AND INTERNAL CONTROL

The Board is responsible for evaluating and determining the nature and extent of the risks it is willing to take in achieving the Company's strategic objectives, and ensuring that the Company establishes and maintains appropriate and effective risk management and internal control systems, promotes the sustainable and healthy development of the Company, and enhances the Company's operation management level and risk prevention ability. The Board should oversee management in the design; implementation and monitoring of the risk management and internal control systems, and management should provide a confirmation to the Board on the effectiveness of these systems. The Board acknowledges that it is its responsibility for the risk management and internal control systems and reviewing their effectiveness.

Risk management and internal control systems have been designed to monitor and facilitate the accomplishment of the Company's business objectives, safeguard the Company's assets against loss and misappropriation, ensure maintenance of proper accounting records for the provision of reliable financial information, ensure the Company's compliance with applicable laws, rules and regulations. Such systems are designed to manage rather than eliminate the risk of failure to achieve business objectives, and can only provide reasonable and not absolute assurance against material misstatement or loss.

Organisation systems

The Company set up a group-wide risk management and internal control systems consisting of the Board, the Internal Control and Risk Management Committee, the Integrated Management Department and each relevant professional functional departments.



Corporate Governance Report

The Company has an internal audit department with over 597 staff members, with officers stationed at various provincial branches. The internal audit department reports directly to the Audit Committee at least twice annually and is independent of the Company's daily operation and accounting functions. The internal audit department responsible for overall risk evaluation, special risk evaluation and internal control self-testing etc. It has also formulated targeted risk prevention and control measures, conducted risk follow-up inspections and has enhanced the risk awareness of the employees, all of which have played an active role in the Company's effective support and safeguard of its operation management and business development. Furthermore, with an emphasis on the effectiveness of internal control with respect to the efficiency of operations, accuracy of financial information, and compliance with rules and regulations, the internal audit department conducts, amongst others, internal control assessment and internal audit on economic accountability. In addition, the internal audit department also contributes to strengthening the operation and management, improving internal control systems, mitigating operational risks and increasing the economic efficiency of the Company.

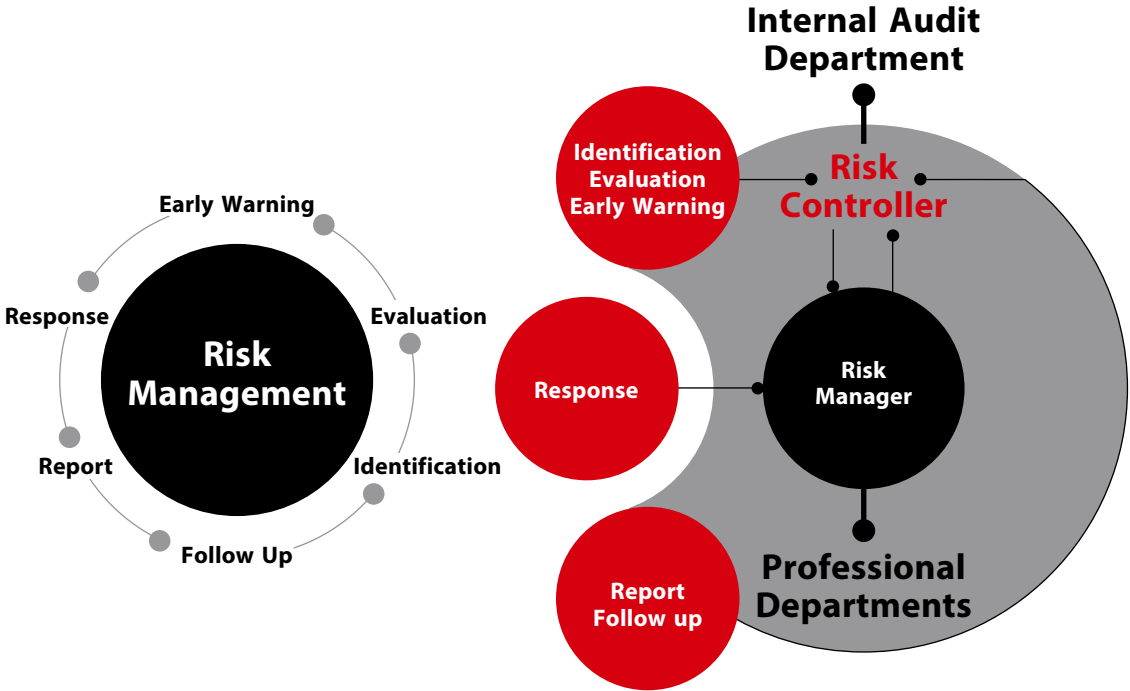
Using the risk evaluation as fundamental with the adoption of Internal Control Integrated Framework issued by the Committee of Sponsoring Organisations of the Treadway Commission (the

"COSO"), the Company established internal control systems based on the following five fundamental components:

1. Control Environment: Establishes the control environment which fulfill COSO requirements to provide the appropriate operating environment for the effective implementation of internal control
2. Risk Evaluation: Establishes the Policy on Risk Evaluation Management and evaluation mechanism, evaluates the risks to the achievement of its objectives across the Company and identifies to the new risk due to the changes
3. Control Activities: Deploys appropriate policies and control procedures over the Company's business activities, identifies key control procedures and policies of significant control activities thru evaluation
4. Information and Communication: Identifies relevant information and communication methods, establishes information and communication mechanisms to aggregate and delivers relevant information
5. Monitoring Activities: Establishes the internal control monitoring mechanism, implements the monitoring procedures and adopted the before, during and extensive monitoring principles, and carries on the proper monitoring to the internal control

Risk evaluation and management

The Company has established and gradually improved its comprehensive closed-loop risk management system for the purpose of “integrating management of day-to-day general risks and spontaneous critical risks”, achieved the closed-loop management by risk evaluation, early warning and follow-up inspections to ensure the effectiveness of operation management. The Company evaluated the adequacy and appropriateness on risk and control measures according to the new business model, management requirement, change of system, adjustment of duties and findings from internal and external inspections.



Corporate Governance Report

2017 Risk evaluation result

In 2017, the Company faced the risks arising from continuously intensified industry competition, changes of regulatory policies in the telecommunications industry, technology upgrade, risks associated with interest rates and exchange rates.

The followings were the major significant risks and countermeasures of the Company in 2017:

Continuously intensified industry competition risk

In facing the risks from continuously intensified industry competition, the company responded proactively to the profound impact resulting from the new changes. The Company deepened the implementation of the Focus strategy, leveraged the benefits from the mix ownership reform, expedited the Internet-oriented operation, rapidly adapted to market development demand, improved customer perception, continuously enhanced the competitive strength, and strived to achieve sustainable growth of the revenue.

Risk from the changes of regulatory policies in the telecommunications industry

In response to the risks arising from the changes of regulatory policies in the industry, in accordance with the requirements of relevant PRC regulators,

the Company adjusted the related impact resulting from the change in a timely manner, and further implemented its network speed upgrading and tariff reduction. Operators strengthened their innovation and cooperation magnitude, improved quality and efficiency, reduced tariff and enhanced traffic consumption perception substantially.

Technology upgrade risk

For the upgrade in telecommunications technology, the company had extensive 2G/3G/4G network construction and operation experience and fully understood the mobile communications market, and carried out a large number of 5G network needs analysis. The Company conducted in-depth research and testing on new technologies and new businesses, continuously improved its technological innovation capability, reasonably planned and constructed its network and maintained its competitive strength.

Interest rates and exchange rates risk

Regarding the interest rates and exchange rates risks, the Company continued to monitor the changes in the exchange rates and interest rates markets, adjusted the debt structure rationally and strengthened fund management in order to reduce exchange rates and interest rates risk.

The scope of the 2017 overall risk evaluation covered the whole Group, which included headquarter, 31 provincial companies and its cities-level branch offices, around 20 subsidiaries. Through both the quantitative and qualitative analysis, the Company fully considered the changes in operating environment, business and policies, identified the potential risk to the Company's operation, and planned for the risk according to the quantitative result. After reporting to each professional departments and the management, the significant risks and the risk level of the year were finally determined. The annual risk management instructions from the management were implemented according to the Policy on Risk Management and the Company's risk management requirement. This included the formulation of relevant risk management strategies, solution and corresponding departments carried out interim follow-up inspection works. The negative impacts arising from the risks and risk events were controlled as planned and were within an acceptable range. There were no significant control failings or weaknesses that have been identified during the year.

Monitoring and Optimisation

To ensure the effectiveness of risk management and internal control designs, the Company carried out risk evaluation timely and compared the risk points, formulated or enhanced corresponding internal control measures according to the change in business and management. At the same time, the internal control manual will be updated timely through the assessment and review on applications on internal control workflow modification submitted by professional departments, risk evaluation reports and exceptional issues from internal control assessment etc. Internal Control and Risk Management Office conducted inspections on effectiveness on risk management and internal control implementation in regular or irregular time interval, improved and enhanced risk management and internal control designs continuously. In 2017, each business unit of the Group docked and updated the results of "optimisation of rules and regulations" with internal control standards, and supported the implementation of internal control standards. According to the internal control self-assessment reports from the branches and subsidiaries, self-assessment reports from each professional

department, current year exceptional issues in internal control discovered during internal audit and the Company annual risk management report, the Group's Internal Control and Risk Management Office at its headquarter formed the Company's internal control self-assessment report, which acted as supporting document for the management to issue a statement of the effectiveness of internal control. Based on different disclosure requirements on Company's internal control assessment report from different listing regulatory body, the Company prepared internal control assessment report respectively. External auditor issued and disclosed independence opinions on financial statement as at 31 December on that year and effectiveness on internal control over financial reporting.

Certain of the management personnel of the Company and/or its subsidiaries had engaged or were alleged to have engaged in unlawful conduct in the past few years. Such unlawful conduct may include the acceptance of bribes, and some of these incidents are still under investigation. The Company believes that such management personnel misconduct are isolated incidents. In response to such management personnel misconduct, the Company had taken and will continue to take various measures, including enhancing the employees' compliance awareness and strengthening the risk management and internal control procedure.

Annual review

The Board oversees the Company's risk management and internal control systems on an ongoing basis and the Board conducted an annual review of the risk management and internal control systems of the Company and its subsidiaries for the financial year ended 31 December 2017, which covered all material controls including financial, operational and compliance controls. After receiving the reports from the Internal Audit Department, as well as the confirmation from the management to the Board on the effectiveness of these systems, the Board is of the view that the Company's risk management and internal control systems is effective and adequate. The review also ensure, with respect to the Company's accounting, internal audit and financial reporting function, the adequacy of resources, staff qualifications and experience, and training programs and budget.

Corporate Governance Report

REQUIREMENTS UNDER SECTION 404 OF THE SARBANES-OXLEY ACT

Compliance with the requirements under Section 404 of the U.S. Sarbanes-Oxley Act of 2002 (the "Sarbanes-Oxley Act") has been an area of emphasis for the Company. The relevant sections of the Sarbanes-Oxley Act require the management of non-U.S. issuers with equity securities listed on U.S. stock exchanges to issue reports and make representations as to internal control over financial reporting.

The relevant internal control report needs to stress the management's responsibility for establishing and maintaining adequate and effective internal control over financial reporting. Management is required to assess the effectiveness of the Company's internal control over financial reporting as at year end. Under Section 404 of the Sarbanes-Oxley Act, the Company's management is required to conduct an assessment of the effectiveness of the Company's internal control over financial reporting as at 31 December 2017. Management is currently in the process of finalising the management's report on internal control over financial reporting, which will be included in the Company's annual report on Form 20-F for the year ended 31 December 2017 to be filed with the United States Securities and Exchange Commission by 30 April 2018.

Information Disclosure Controls and Procedural Standards

In order to further enhance the Company's system of information disclosure, and to ensure the truthfulness, accuracy, completeness and timeliness of its public disclosures (including inside information), the Company has adopted and implemented the Information Disclosure Control Policy. In an effort to standardise the principles for information disclosures, the Company established the Information Disclosure Review Committee under the management and formulated the procedures in connection with the compilation and reporting of the Company's financial and operational statistics and other information, as well as the procedures in connection with the preparation and review of the periodic reports. Moreover, the Company established detailed implementation rules with respect to the contents and requirements of

financial data verification, in particular, the upward undertakings by the individual responsible officers at the levels of subsidiaries, branches and major departments.

CORPORATE TRANSPARENCY AND INVESTOR RELATIONS

In addition to publishing annual reports and interim reports, the Company discloses major unaudited financial information (including revenue, operating expenses, EBITDA, net profit) and other key performance indicators on a quarterly basis and announces operational statistics on a monthly basis in order to enhance the Company's transparency and improve investors' understanding of the business operations of the Company. In addition, the Company submits annual reports and regular reports to the United States Securities and Exchange Commission pursuant to the requirements under the U.S. federal securities laws.

Upon the announcement of interim and annual results or major transactions, the Company will generally hold analyst briefings, press conferences, and global conference calls with investors. During such conferences, the management of the Company would interact directly with analysts, fund managers, investors and journalists to provide them with relevant information and data of the Company. The Company's management would accurately and thoroughly respond to questions raised by analysts, fund managers, investors and journalists. Archived webcast of the investor presentation is also available on the Company's website to ensure wide dissemination of information and data.

The Company's investor relations department is responsible for providing information and services requested by investors, maintaining timely communications with investors and fund managers, including responding to investors' inquiries and meeting with company-visit investors, as well as gathering market information and passing views from shareholders to the Directors and management to ensure such views are properly communicated. The Company also arranges from time to time road shows and actively attends investor conferences arranged by investment banks, through which the

Company's management meets and communicates with investors to provide them with opportunities to understand more accurately the Company's latest development and performance in various aspects, including business operations and management.

In 2017, the Company participated in the following investor conferences:

Date	Conferences
January 2017	Morgan Stanley China TMT Conference 2017
January 2017	DBS Vickers Pulse of Asia Conference
January 2017	UBS Greater China Conference 2017
January 2017	dbAccess China Conference 2017
January 2017	Bank of America Merrill Lynch Greater China Telco and Media Corporate Day
March 2017	Morgan Stanley Seventh Annual Hong Kong Investor Summit
March 2017	Nomura Internet, Education & Telecom Corporate Day
March 2017	Credit Suisse 20th Annual Asian Investment Conference
April 2017	Bernstein Asia Pacific Tech Tour
April 2017	Macquarie Greater China Conference 2017
May 2017	HSBC 4th Annual China Conference
May 2017	dbAccess Asia Conference 2017
May 2017	CICC TMT and AI Forum
May 2017	BNP Paribas 8th Asia Pacific TMT Conference
May 2017	Goldman Sachs TechNet Conference – Asia Pacific 2017
May 2017	DBS Pulse of Asia Conference
June 2017	Morgan Stanley Third Annual China Investor Summit
June 2017	J.P. Morgan Global China Summit 2017
June 2017	Nomura Investment Forum Asia 2017
June 2017	UBS Asia Telco and Internet Conference 2017
August 2017	Citi Greater China TMT Conference 2017
September 2017	Goldman Sachs China Conference 2017
September 2017	24th CLSA Investors' Forum
September 2017	Citi Pan Asia Corporate Forum 2017
October 2017	Macquarie Telecom/5G Corporate Day
October 2017	Citi China Investor Conference 2017
November 2017	CICC Investment Forum 2017
November 2017	Jefferies 7th Annual Greater China Summit
November 2017	Credit Suisse China Investment Conference 2017
November 2017	Daiwa Investment Conference (Hong Kong) 2017
November 2017	J.P. Morgan 5th Global TMT Conference
November 2017	Morgan Stanley 16th Asia Pacific Summit

Corporate Governance Report

In addition, through announcements, press releases and the Company website (www.chinaunicom.com.hk), the Company disseminates the latest information regarding any significant business development in a timely and accurate manner. In the perspective of investor relations, the company's website not only serves as an important channel for the Company to disseminate press releases and corporate information to investors and the capital market, but also plays a significant role in the Company's valuation and our compliance with regulatory requirements for information disclosure. In 2017, the Company updated the content of its website on an ongoing basis to further enhance the functions of website and level of transparency in information disclosure, striving for achieving international best practices. Our website has been honoured with the "Grand Award – Investor Relations Website" in the "iNova Awards 2017".

Furthermore, the Company has adopted a Shareholders' Communication Policy to ensure that the shareholders of the Company are provided with readily, equal and timely access to balanced and understandable information about the Company, to enable shareholders to exercise their rights in an informed manner, and to enhance the shareholders' and the investment community's communication with the Company.

SHAREHOLDERS' RIGHTS

Annual General Meeting

The Board endeavors to maintain an on-going dialogue with shareholders, and in particular, to communicate with shareholders through annual general meetings. Notices of annual general meeting are sent to shareholders at least 20 clear business days before the meeting. The Directors and representatives of the Board committees usually attend the meetings and treasure the opportunities to communicate with shareholders at such meetings. At general meetings, the chairman of the meeting proposes individual resolutions in respect of each substantially separate matter. All matters at the Company's general meetings are resolved by poll and the relevant procedures are explained at the meeting. The Company also appoints external scrutineers to ensure that all votes are counted and recorded appropriately, and publishes the poll results in a timely manner.

The last annual general meeting of the Company was held on 10 May 2017, at which the following resolutions were passed:

- to receive and consider the financial statements and the Reports of the Directors and of the Independent Auditor for the year ended 31 December 2016
- to re-elect Mr. Shao Guanglu, Mr. Cesareo Alierta Izuel, Mr. Cheung Wing Lam Linus and Mr. Wong Wai Ming as Directors, and to authorise the Board to fix remuneration of the Directors
- to re-appoint auditor and authorise the Board to fix their remuneration for the year ending 31 December 2017
- to grant a general mandate for share buy-back
- to grant a general mandate to issue new shares
- to extend the general mandate to issue new shares

The next annual general meeting will be held on 11 May 2018. Please refer to the circular, which sets out the details, that has been sent together with this Annual Report.

Putting Forward Resolutions at Annual General Meetings

Pursuant to Section 615 of the Companies Ordinance (Chapter 622 of the Laws of Hong Kong), the following persons may put forward a resolution at the next annual general meeting of the Company: (a) any number of shareholders, together holding not less than 2.5% of the total voting rights of all shareholders which have, as at the date of the requisition, a right to vote at the next annual general meeting, or (b) not less than 50 shareholders who have a right to vote on the resolution at the annual general meeting to which the requests relate.

The resolution must be one which may be properly moved and is intended to be moved at the next annual general meeting. The requisition must be signed by the requisitionists and deposited at the registered office of the Company at least six weeks or if later, the time at which notice is given of the annual general meeting before the annual general meeting, the Company has a duty to give notice of such proposed resolution to all shareholders who are entitled to receive notice of the next annual general meeting.

In addition, requisitionists may require the Company to circulate to shareholders entitled to receive notice of the annual general meeting a statement of not more than 1,000 words with respect to the resolution to be proposed. However, the Company is not required to circulate any statement if the court is satisfied that this right is being abused to secure needless publicity for defamatory matters. In such event, the requisitionists may be ordered to pay for the Company's expenses for application to the court.

Enhance CORPORATE GOVERNANCE

If the requisition signed by the requisitionists does not require the Company to give shareholders notice of a resolution, such requisition may be deposited at the registered office of the Company not less than one week before the next annual general meeting.

Extraordinary General Meeting

Notices of extraordinary general meeting are required to be sent to shareholders at least 10 clear business days before the meeting.

The last extraordinary general meeting of the Company was held on 15 September 2017, at which the independent shareholders of the Company passed the resolution to approve the connected transaction in relation to the share subscription of new shares of the Company by China Unicom (BVI) Limited.

Convening Extraordinary General Meetings

Pursuant to Section 566 of the Companies Ordinance, shareholder(s) holding not less than 5% of the total voting rights of all shareholders having a right to vote at general meetings of the Company as at the date of deposit of the requisition, may request the Directors of the Company to convene an extraordinary general meeting. The requisition must state the objects of the meeting and must be signed by the requisitionists and deposited at the registered office of the Company.

If the Directors do not, within 21 days from the date of deposit of the requisition, proceed duly to convene a meeting to be held not more than 28 days after the notice of the meeting, shareholder(s) requisitioning the meeting, or any of them representing more than half of their total voting rights, may themselves convene a meeting to be held within three months of such date.



STATE OF THE ART

Meetings convened by the requisitionists must be convened in the same manner, as nearly as possible, as meetings to be convened by Directors of the Company. Any reasonable expenses incurred by the requisitionists will be reimbursed by the Company due to the failure of the Directors duly to convene a meeting.

Putting Forward Resolutions at Extraordinary General Meetings

Shareholders may not put forward resolutions to be considered at any general meetings other than annual general meetings. However, shareholders may request an extraordinary general meeting to consider any such resolution as described in “Convening Extraordinary General Meetings” above.

Any queries relating to shareholders’ rights on putting forward resolutions at general meetings and convening extraordinary general meetings should be directed to the Company Secretary of the Company. Requisitions should be deposited at the Company’s registered office and marked for the attention of the Company Secretary.

SUMMARY OF SIGNIFICANT DIFFERENCES BETWEEN THE CORPORATE GOVERNANCE PRACTICES OF THE COMPANY AND THE CORPORATE GOVERNANCE PRACTICES REQUIRED TO BE FOLLOWED BY U.S. COMPANIES UNDER THE LISTING STANDARDS OF THE NEW YORK STOCK EXCHANGE

As a company listed on both the Hong Kong Stock Exchange and the New York Stock Exchange, the Company is subject to applicable Hong Kong laws and regulations, including the Listing Rules and the Companies Ordinance, as well as applicable U.S. federal securities laws, including the U.S. Securities Exchange Act of 1934, as amended, and the Sarbanes-Oxley Act. In addition, the Company is subject to the listing standards of the New York Stock Exchange to the extent applicable to non-U.S. issuers. As a non-U.S. issuer, the Company is not required to comply with all of the corporate governance listing standards of the New York Stock Exchange.

Corporate Governance Report

In accordance with the requirements of Section 303A.11 of the New York Stock Exchange Listed Company Manual, the Company has posted on its website (www.chinaunicom.com.hk) a summary of the significant differences between corporate governance practices of the Company and those required to be followed by U.S. companies under the listing standards of the New York Stock Exchange.

ENQUIRY ON THE COMPANY

Shareholders may raise any enquiry on the Company at any time through the following channels:

China Unicom (Hong Kong) Limited

Address: 75th Floor, The Center, 99 Queen's Road Central, Hong Kong

Tel : (852) 2126 2018
Fax : (852) 2126 2016
Website : www.chinaunicom.com.hk
Email : ir@chinaunicom.com.hk

These contact details are also available in the "Contact Us" section on the Company's website (www.chinaunicom.com.hk) designated to enable shareholders to send enquiries to the Company on a timely and effective manner.



Best of Show
WORLD'S BEST ANNUAL REPORT



Grand Award
BEST INVESTOR RELATIONS WEBSITE

Corporate Culture

Our Vision

Be a creator of smart living trusted by customers

Our Mission

Connect the world to innovate and share a good smart living

Our Core Values

Customer-oriented

Team collaboration

Open and innovation

Committed to excellence

Mavis
Orie

Subject

Linked Incentive

OPTIMISING INCENTIVE STRUCTURE TO BE MORE CLOSELY ALIGNED WITH
RESULTS AND PERFORMANCE

REPORT

OF THE *Directors*

The board of directors (the “Board”) of China Unicom (Hong Kong) Limited (the “Company”) is pleased to present its report together with the audited financial statements of the Company and its subsidiaries (the “Group”) for the year ended 31 December 2017.

PRINCIPAL ACTIVITIES

The principal activity of the Company is investment holding. The principal activities of Company’s subsidiaries are the provision of cellular and fixed-line voice and related value-added services, broadband and other Internet-related services, information communications technology services, and business and data communications services in the PRC.

RESULTS AND APPROPRIATION

The results of the Group for the year ended 31 December 2017 are set out on pages 104 to 105 of this annual report.

Taking into consideration the Company’s profitability, debt and cash flow level and capital requirements for its future development, the Board has resolved to recommend at the forthcoming shareholders’ general meeting that the payment of a final dividend of RMB0.052 per ordinary share (“2017 Final Dividend”), totaling approximately RMB1,591 million for the year ended 31 December 2017. Going forward, the Company will continue to strive for enhancing its profitability and improving corporate efficiency and shareholders’ returns.

FINANCIAL INFORMATION

Please refer to the Financial Summary on pages 188 to 189 for the summary of the operating results, assets and liabilities of the Group for the five years ended 31 December 2017.

Please refer to the financial statements on pages 104 to 187 for the operating results of the Group for the year ended 31 December 2017 and the respective financial positions of the Group and the Company as at that date.

BUSINESS REVIEW

The business review of the Group for the year ended 31 December 2017 is set out in the sections headed “Chairman’s Statement” on pages 10 to 17, “Business Overview” on pages 18 to 23, “Financial Overview” on pages 26 to 31, “Financial Statements” on pages 104 to 187, “Human Resources Development” on pages 90 to 91, “Social Responsibility” on pages 92 to 95, “Corporate Governance Report” on pages 42 to 66 and “Report of the Directors” on pages 70 to 87 respectively of this annual report. All references herein to other sections or reports in this annual report form part of this Report of the Directors.

LOANS

Please refer to Notes 31, 36, 41.3 and 41.4 to the financial statements for details of the borrowings of the Group.

PROMISSORY NOTES

Please refer to Note 32 to the financial statements for details of the promissory notes of the Group.

CORPORATE BONDS

Please refer to Note 33 to the financial statements for details of the corporate bonds of the Group.

COMMERCIAL PAPERS

Please refer to Note 37 to the financial statements for details of the commercial papers of the Group.

CAPITALISED INTEREST

Please refer to Note 15 to the financial statements for details of the interest capitalised by the Group for the year.

EQUITY-LINKED AGREEMENTS

Other than the share option scheme as disclosed in this Report of Directors, as at 31 December 2017, no equity-linked agreements were entered into by the Group during the year or subsisted.

PROPERTY, PLANT AND EQUIPMENT

Please refer to Note 15 to the financial statements for movements in the property, plant and equipment of the Group for the year.

CHARGE ON ASSETS

As at 31 December 2017, no property, plant and equipment was pledged to banks as loan security (31 December 2016: Nil).

SHARE CAPITAL

Please refer to Note 28 to the financial statements for details of the share capital.

RESERVES

Please refer to page 108 and page 168 of this annual report for the movements in the reserves of the Group and the Company during the year ended 31 December 2017 respectively. As at 31 December 2017, the distributable reserve of the Company amounted to approximately RMB2,259 million (2016: approximately RMB1,421 million).

SUBSIDIARIES AND ASSOCIATES

Please refer to Notes 18 and 19 to the financial statements for details of the Company's subsidiaries and the Group's associates.

CHANGES IN SHAREHOLDERS' EQUITY

Please refer to page 108 of this annual report for the Consolidated Statement of Changes in Equity and page 168 for the Statement of Changes in Equity.

EMPLOYEE BENEFIT EXPENSES

Please refer to Note 8 to the financial statements for details of the employee benefit expenses provided to employees of the Group.

PRE-EMPTIVE RIGHTS

There are no provisions for pre-emptive rights in the articles of association of the Company requiring the Company to offer new shares to the existing shareholders in proportion to their shareholdings.

Report of The Directors

MAJOR CUSTOMERS AND SUPPLIERS

The Group's sales to its five largest customers for the year ended 31 December 2017 did not exceed 30% of the Group's total turnover for the year.

The Group's purchases from its largest supplier for the year ended 31 December 2017 represented approximately 28.1% of the Group's total purchases for the year. The total purchases attributable to the five largest suppliers of the Group for the year ended 31 December 2017 accounted for approximately 49.7% of the total purchases of the Group for the year.

None of the Directors nor their respective associates (as defined in the Rules Governing the Listing of Securities on The Stock Exchange of Hong Kong Limited (the "Listing Rules") nor any shareholder of the Company (which to the knowledge of the Directors owns more than 5% of the Company's share capital) had any interests in the five largest suppliers of the Group for the year ended 31 December 2017.

SHARE OPTION SCHEME OF THE COMPANY

2014 Share Option Scheme

Pursuant to a resolution passed at the annual general meeting held on 16 April 2014, the Company adopted a new share option scheme (the "2014 Share Option Scheme"). The purpose of the 2014 Share Option Scheme was to recognise the contribution that certain individuals have made to the Company, to attract and retain the best available personnel and to promote the success of the Company. The 2014 Share Option Scheme is valid and effective for a period of 10 years commencing on 22 April 2014 and will expire on 22 April 2024. Following the expiry of the 2014 Share Option Scheme, no further share option can be granted under the 2014 Share Option Scheme, but the provisions of the 2014 Share Option Scheme will remain in full force and effect to the extent necessary to give effect to the exercise of any share

options granted prior thereto or otherwise as may be required in accordance with the provisions of the 2014 Share Option Scheme. Under the 2014 Share Option Scheme:

- (1) share options may be granted to employees including all Directors;
- (2) any grant of share options to a Connected Person (as defined in the Listing Rules) of the Company must be approved by the independent non-executive Directors of the Company (excluding any independent non-executive Director of the Company in the case such Director is a grantee of the options) and all grants to connected persons shall be subject to compliance with the requirements of the Listing Rules, including where necessary the prior approval of the shareholders;
- (3) the maximum aggregate number of shares in respect of which share options may be granted shall be calculated in accordance with the following formula:

$$N = A - B - C$$

where:

"N" is the maximum aggregate number of shares in respect of which share options may be granted pursuant to the 2014 Share Option Scheme;

"A" is the maximum aggregate number of shares in respect of which shares options may be granted pursuant to the 2014 Share Option Scheme and any other share option schemes of the Company, being 10% of the aggregate of the number of shares in issue as at the date of adoption of the 2014 Share Option Scheme;

“B” is the maximum aggregate number of shares underlying the share options already granted pursuant to the 2014 Share Option Scheme; and

“C” is the maximum aggregate number of shares underlying the options already granted pursuant to any other share option schemes of the Company.

Shares in respect of share options which have lapsed in accordance with the terms of the 2014 Share Option Scheme and any other share option schemes of the Company will not be counted for the purpose of determining the maximum aggregate number of shares in respect of which options may be granted pursuant to the 2014 Share Option Scheme.

- (4) the option period commences on any day after the date on which such share option is offered, but may not exceed 10 years from the offer date;
- (5) the subscription price shall not be less than the higher of:
- (a) the closing price of the shares on the Hong Kong Stock Exchange on the offer date in respect of the share options; and
 - (b) the average closing price of the shares on the Hong Kong Stock Exchange for the five trading days immediately preceding the offer date;
- (6) the total number of shares in the Company issued and to be issued upon exercise of the share options granted to a participant of the 2014 Share Option Scheme (including both exercised and outstanding share options) in any 12-month period must not exceed 1% of the issued share capital of the Company; and
- (7) the consideration payable for each grant is HKD1.00.

No share options had been granted since adoption of the 2014 Share Option Scheme.

As at 31 December 2017, 1,777,437,107 options were available for issue under the 2014 Share Option Scheme, representing approximately 5.81% of issued share capital of the Company as at the date of this annual report.

Directors', Chief Executives' and Employees' Interests Under the Share Option Scheme of the Company

For the year ended 31 December 2017 and as at 31 December 2017, none of the Directors of the Company or chief executives or employees of the Company had any interests under any share option scheme of the Company.

Report of The Directors

DIRECTORS' AND CHIEF EXECUTIVES' INTERESTS AND SHORT POSITIONS IN SHARES, UNDERLYING SHARES AND DEBENTURES

As at 31 December 2017, the interests and short positions of Directors and chief executives of the Company and their respective close associates in any shares, underlying shares and debentures of the Company or any of its associated corporations (as defined in Part XV of the Hong Kong Securities and Futures Ordinance (the "SFO")) as recorded in the register required to be kept under Section 352 of the SFO or as otherwise notified to the Company and the Stock Exchange of Hong Kong Limited pursuant to the Model Code for Securities Transactions by Directors of Listed Issuers (the "Model Code") as set out in Appendix 10 of the Rules Governing the Listing of Securities on the Hong Kong Stock Exchange (the "Listing Rules"), were as follows:

Name of Director	Capacity	Ordinary Shares Held	Percentage of Issued Shares
Cheung Wing Lam Linus	Beneficial owner (Personal)	200,000	0.0007%
Chung Shui Ming Timpson	Beneficial owner (Personal)	6,000	0.0000%

Save as disclosed in the foregoing, as at 31 December 2017, none of the Directors or chief executives of the Company or their respective close associates had any interests or short positions in any shares, underlying shares, or debentures of the Company or any of its associated corporations (as defined in Part XV of the SFO) as recorded in the register required to be kept pursuant to Section 352 of the SFO or as otherwise notified to the Company and the Hong Kong Stock Exchange pursuant to the Model Code.

Furthermore, save as disclosed in the foregoing, during the year ended 31 December 2017, none of the Directors or chief executives (including their spouses and children under the age of 18) of the Company had any interests in or was granted any right to subscribe in any shares, underlying shares, or debentures of the Company or any of its associated corporations, or had exercised any such rights.

MATERIAL INTERESTS AND SHORT POSITIONS OF SUBSTANTIAL SHAREHOLDERS IN SHARES AND UNDERLYING SHARES OF THE COMPANY

As at 31 December 2017, the following persons (other than disclosed under the section headed “Directors’ and Chief Executives’ Interests and Short Positions in Shares, Underlying Shares and Debentures”) had the following interests and short positions in the shares or underlying shares of the Company as recorded in the register required to be kept pursuant to Section 336 of Part XV of the SFO:

Name of Shareholders	Ordinary Shares Held		Percentage of Issued Shares
	Directly	Indirectly	
(i) China United Network Communications Group Company Limited (“Unicom Group”) ^{1,2}	–	24,683,896,309	80.67%
(ii) China United Network Communications Limited (“Unicom A Share Company”) ¹	–	16,376,043,282	53.52%
(iii) China Unicom (BVI) Limited (“Unicom BVI”) ¹	16,376,043,282	–	53.52%
(iv) China Unicom Group Corporation (BVI) Limited (“Unicom Group BVI”) ^{2,3}	8,082,130,236	225,722,791	27.15%

Notes:

- Unicom Group and Unicom A Share Company directly or indirectly control one-third or more of the voting rights in the shareholders’ meetings of Unicom BVI, and in accordance with the SFO, the interests of Unicom BVI are deemed to be, and have therefore been included in, the respective interests of Unicom Group and Unicom A Share Company.
- Unicom Group BVI is a wholly-owned subsidiary of Unicom Group. In accordance with the SFO, the interests of Unicom Group BVI are deemed to be, and have therefore been included in, the interests of Unicom Group.
- Unicom Group BVI holds 8,082,130,236 shares (representing 26.41% of the total issued shares) of the Company directly. In addition, Unicom Group BVI is also deemed under the SFO to be interested in 225,722,791 shares (representing 0.74% of the total issued shares) of the Company held as trustee on behalf of a PRC shareholder.

Apart from the foregoing, as at 31 December 2017, no person had any interest or short position in the shares or underlying shares in the Company as recorded in the register required to be kept under Section 336 of the SFO.

Please also refer to Note 28 to the consolidated financial statements for details of the share capital of the Company.

REPURCHASE, SALE OR REDEMPTION OF LISTED SHARES OF THE COMPANY

For the year ended 31 December 2017, neither the Company nor any of its subsidiaries had repurchased, sold or redeemed any of the Company’s listed shares.

Report of The Directors

COMPOSITION OF THE BOARD

The following is the list of Directors during the year and up to date of this report.

Executive Directors:

Wang Xiaochu

(Chairman and Chief Executive Officer)

Lu Yimin

Li Fushen

Shao Guanglu (appointed on 16 March 2017)

Non-Executive Director:

Cesareo Alierta Izuel

Independent Non-Executive Directors:

Cheung Wing Lam Linus

Wong Wai Ming

Chung Shui Ming Timpson

Law Fan Chiu Fun Fanny

Pursuant to the articles of association of the Company, Mr. Li Fushen, Mr. Chung Shui Ming Timpson, and Mrs. Law Fan Chiu Fun Fanny will retire by rotation at the forthcoming annual general meeting of the Company and, being eligible, offer themselves for re-election.

Please refer to Note 8 to the financial statements for details of the emoluments of the Directors.

INDEPENDENCE OF INDEPENDENT NON-EXECUTIVE DIRECTORS

The Company has received from each of its independent non-executive Directors the annual confirmation of his independence pursuant to Rule 3.13 of the Listing Rules and the Company considers that all independent non-executive Directors are currently independent.

DIRECTORS' INTEREST IN CONTRACTS

Save for the service agreements between the Company and the executive Directors, as at 31 December 2017, the Directors did not have any material interest, whether directly or indirectly, in any significant contracts entered into by the Company.

None of the Directors for re-election at the forthcoming annual general meeting has an unexpired service agreement which is not terminable by the Company within one year without payment of compensation (other than statutory compensation).

DIRECTORS' INTEREST IN COMPETING BUSINESSES

Unicom Group and the A Share Company are engaged in telecommunications business and other related businesses in China that are similar to and/or compete with those of the Company. Executive directors of the Company also hold executive positions with Unicom Group and the A Share Company. Please refer to the section headed "Directors and Senior Management" on pages 32 to 39 of this annual report for further details.

Mr. Wang Xiaochu, chairman of the Board and Chief Executive Officer of the Company, has served as a director of Telefónica S.A. since September 2015. Mr. Cesareo Alierta Izuel is a director of Telefónica Audiovisual Digital, S.L.U., which is an affiliate of Telefónica, S.A.

Mr. Lu Yimin, an executive Director and President of the Company, has served as a non-executive director of PCCW Limited since May 2008 and the deputy chairman of the board of directors of PCCW Limited since November 2011. Mr. Lu Yimin has also served as a non-executive director of HKT Limited and HKT Management Limited (the trustee-manager of the HKT Trust) since November 2011. Mr. Li Fushen, an executive Director and Chief Financial Officer of the Company, has served as a non-executive director of PCCW Limited since July 2007 and as a non-executive director of HKT Limited and HKT Management Limited since November 2011. Mr. Shao Guanglu, an executive Director and Senior Vice President of the Company, has served as a non-executive director of PCCW Limited since March 2017.

Each of Telefónica S.A., PCCW Limited, HKT Limited and HKT Management Limited, is engaged in the telecommunications business and other related businesses that may compete with those of the Company.

Apart from the above, there are no competing interests of directors which are disclosable under Rule 8.10(2)(b) of the Listing Rules at any time during the year of 2017 up to and including the date of this annual report.

DIRECTORS OF SUBSIDIARIES

The names of all directors who have served on the boards of the subsidiaries of the Company during the year ended 31 December 2017 and up to the date of this report of directors are available on the Company's website (<http://www.chinaunicom.com.hk>).

PERMITTED INDEMNITY

Pursuant to the Company's articles of association, subject to the applicable laws and regulations, every Director shall be indemnified out of the assets of the Company against all costs, charges, expenses, losses and liabilities which he/she may sustain or incur in the execution of his/her office or otherwise in relation thereto. The Company has taken out insurance against the liability and costs associated with defending any proceedings which may be brought against directors of the Group.

EMPLOYEE AND REMUNERATION POLICY

As at 31 December 2017, the Group had approximately 251,786 employees, 588 employees and 181 employees in Mainland China, Hong Kong and other countries, respectively. Furthermore, the Group had approximately 15,035 temporary staff in Mainland China. For the year ended 31 December 2017, employee benefit expenses were approximately RMB 42.471 billion (for the year ended 31 December 2016: RMB36.907 billion). The Group endeavors to maintain its employees' remuneration in line with the market trend and to remain competitive. Employees' remuneration is determined in accordance with the Group's remuneration and bonus policies based

on their performance. The Group also provides comprehensive benefit packages and career development opportunities for its employees, including retirement benefits, housing benefits and internal and external training programmes, which are tailored in accordance with individual needs.

The Company has adopted share option schemes, under which the Company may grant share options to eligible employees for subscribing for the Company's shares.

CONNECTED TRANSACTION - ISSUE OF NEW SHARES

On 22 August 2017, the Company and Unicom BVI entered into a share subscription agreement. The completion of allotment and issuance of the subscription shares took place on 28 November 2017. 6,651,043,262 new ordinary shares of the Company have been issued for a cash consideration of HKD13.24 per share to Unicom BVI and the gross proceeds amounted to HKD88,059.81 million (equivalent to approximately RMB74,953.87 million) and the net issue price amounted to HKD13.24 each. The closing price was HKD12.04 per share as quoted on the Hong Kong Stock Exchange as at the date of the share subscription agreement. Details of such issue have been disclosed in the circular dated 28 August 2017.

The share subscription is part of the mixed ownership reform plan implemented by Unicom Group. Through integrated planning on the mixed ownership reform plan, Unicom A Share Company actively introduced strategic investors which are engaged in businesses that are highly correlated with and complementary to the principal businesses of Unicom A Share Company and which reduced the state-owned shareholding in Unicom A Share Company, so as to progress with the mixed ownership reform. Through implementing the mixed ownership reform plan, Unicom A Share Company expects to further optimise its corporate governance in accordance with the market-oriented principles, focus on the development of its principal businesses, establish an innovative business model and further develop innovative businesses, so as to improve and enhance its overall efficiency and competitiveness and to achieve its strategic goals.

Report of The Directors

As disclosed in the circular in relation to the subscription of new shares by Unicom BVI issued by the Company on 28 August 2017, the use of proceed was intended to be utilised for the following purposes:

- (a) approximately HKD46,777.96 million (equivalent to approximately RMB39,816 million) for upgrading the 4G network capabilities of the Company, which involves the upgrading of the transmission capacity of existing nationwide 4G network, construction of new 4G stations, improving the interoperation with 5G network and construction of transmission network in connection with the interoperation;
- (b) approximately HKD23,011.85 million (equivalent to approximately RMB19,587 million) for technology validation and enablement and launch of trial programs in relation to the 5G network, which involve research, development and validation of 5G network related technologies, construction of 5G trial stations and establishment of basic 5G network capability;
- (c) approximately HKD2,728.01 million (equivalent to approximately RMB2,322 million) for developing innovative businesses, which involves the establishment of specialised teams and business platforms to back up the development of cloud computing, big data, the Internet of Things, industrial Internet, payment finance, video and other businesses; and
- (d) approximately HKD15,538.98 million (equivalent to approximately RMB13,226 million) for the repayment of the outstanding principal amount of loans obtained from the banks.

As at 31 December 2017, RMB19,902 million of the proceeds has been utilised for the following purposes:

(Unit: RMB, million)

Intended use of proceeds as set out in the circular	Intended amounts to be utilised as set out in the circular	Actual amounts utilised for the year ended 31 December 2017	Amounts not yet utilised as at 31 December 2017 (Note 1)
Upgrading the 4G network capabilities	39,816	6,580	33,236
Technology validation and enablement and launch of trial programs in relation to the 5G network	19,587	–	19,587
Developing innovative businesses	2,322	96	2,226
Repayment of the principal amount of loans	13,226	13,226	–

Note 1: As at 31 December 2017, approximately RMB55,049 million of the proceeds from issuance remains unused, which was temporarily used to supplement the Company's working capital. The remaining proceeds will be utilised according to the use of proceeds disclosed in the circular and the actual development plan of projects.

CONTINUING CONNECTED TRANSACTIONS

On 25 November 2016, China United Network Communications Corporation Limited (“CUCL”), a wholly-owned subsidiary of the Company, and Unicom Group entered into a comprehensive services agreement (the “2017-2019 Comprehensive Services Agreement”) to renew certain continuing connected transactions including (i) telecommunications resources leasing; (ii) property leasing; (iii) value-added telecommunications services; (iv) materials procurement services; (v) engineering design and construction services; (vi) ancillary telecommunications services; (vii) comprehensive support services; (viii) shared services; and (ix) financial services are new continuing connected transactions, including deposit services, lending and other credit services, and other financial services. Pursuant to the 2017-2019 Comprehensive Services Agreement, CUCL and Unicom Group shall provide certain services and facilities to each other and the receiving party shall pay the corresponding service fees in a timely manner. The 2017-2019 Comprehensive Services Agreement is valid for a term of three years starting from 1 January 2017 and expiring on 31 December 2019. Unicom Group is the ultimate controlling shareholder of the Company and is therefore a connected person of the Company under the Listing Rules.

Details of the continuing connected transactions under the 2017-2019 Comprehensive Services Agreement are as follows:

(1) Telecommunications Resources Leasing

Unicom Group agrees to lease to CUCL:

- (a) certain international telecommunications resources (including international telecommunications channel gateways, international telecommunications service gateways, international submarine cable capacity, international land cables and international satellite facilities); and

- (b) certain other telecommunications facilities required by CUCL for its operations.

The rental charges for the leasing of international telecommunications resources and other telecommunications facilities are based on the annual depreciation charges of such resources and telecommunications facilities provided that such charges would not be higher than market rates. CUCL shall be responsible for the on-going maintenance of such international telecommunications resources. CUCL and Unicom Group shall determine and agree which party is to provide maintenance service to the telecommunications facilities referred to in (b). Unless otherwise agreed by CUCL and Unicom Group, such maintenance service charges would be borne by CUCL. If Unicom Group is responsible for maintaining any telecommunications facilities referred to in (b), CUCL shall pay to Unicom Group the relevant maintenance service charges which shall be determined with reference to market rate, or where there is no market rate, shall be agreed between the parties and determined on a cost-plus basis. When determining the pricing standard or reasonable profit margin, to the extent practicable, management of the Company shall take into account the rates of at least two similar and comparable transactions entered with or carried out by Independent Third Parties or relevant industry profit margins in the corresponding period of reference. CUCL and Unicom Group agree to settle the net rental charges and service charges due to Unicom Group on a quarterly basis.

For the year ended 31 December 2017, the total charges paid by CUCL to Unicom Group amounted to approximately RMB270 million.

Report of The Directors

(2) Property Leasing

CUCL and Unicom Group agree to lease each other properties and ancillary facilities owned by CUCL or Unicom Group (including their respective branch companies and subsidiaries).

The rental charges for the leasing of each other properties and ancillary facilities are based on market rates. Where there is no market rate or it is not possible to determine the market rate, the rate shall be negotiated and agreed between the two parties. Market rates refer to the rates at which the same or similar type of products or services are provided by Independent Third Parties in the ordinary course of business and under normal commercial terms. Negotiated rates refer to the rates based on the reasonable costs plus the amount of the relevant taxes and reasonable profit margin. When determining the pricing standard or reasonable profit margin, to the extent practicable, management of the Company shall take into account the rates of at least two similar and comparable transactions entered with or carried out by Independent Third Parties in the corresponding period of reference. The rental charges are payable quarterly in arrears.

For the year ended 31 December 2017, the rental charges paid by CUCL to Unicom Group amounted to approximately RMB1,017 million, and the rental charges paid by Unicom Group to CUCL was negligible.

(3) Value-added Telecommunications Services

Unicom Group (or its subsidiaries) agrees to provide the customers of CUCL with various types of value-added telecommunications services.

CUCL shall settle the revenue generated from the value-added telecommunications services with the branches of Unicom Group (or its subsidiaries) on the condition that such settlement will be based on the average revenue for independent value-added telecommunications content providers who provide value-added telecommunications content to CUCL in the same region. The revenue shall be settled on a monthly basis.

For the year ended 31 December 2017, the total revenue allocated to Unicom Group in relation to value-added telecommunications services amounted to approximately RMB30 million.

(4) Materials Procurement Services

Unicom Group agrees to provide comprehensive procurement services for imported and domestic telecommunications materials and other domestic non-telecommunications materials to CUCL. Unicom Group also agrees to provide services on management of tenders, verification of technical specifications, installation, consulting and agency services. In addition, Unicom Group will sell cable, modem and other materials operated by itself to CUCL and will also provide storage and logistics services in relation to the above materials procurement.

Charges for the provision of materials procurement services are calculated at the rate of:

- (a) up to 3% of the contract value of those procurement contracts in the case of domestic materials procurement; and
- (b) up to 1% of the contract value of those procurement contracts in the case of imported materials procurement.

The charges for the provision of materials operated by Unicom Group, and the pricing and/or charging standard of various materials procurement services, and storage and logistics services commission relevant to the direct material procurement are based on the market rates. Where there is no market rate or it is not possible to determine the market rate, the rate will be negotiated and agreed between the two parties. Market rates refer to the rates at which the same or similar type of assets or services is provided by Independent Third Parties in the ordinary course of business and under normal commercial terms. Negotiated rates refer to the rates based on the reasonable costs incurred in providing the services plus the amount of the relevant taxes and reasonable profit margin. When determining the pricing standard or "reasonable profit margin", to the extent practicable, management of the Company shall take into account the rates of at least two similar and comparable transactions entered into with Independent Third Parties in the corresponding period or the relevant industry profit margin for reference. The service charges due to Unicom Group will be settled on a monthly basis.

For the year ended 31 December 2017 the total charges paid by CUCL to Unicom Group amounted to approximately RMB60 million.

(5) Engineering Design and Construction Services

Unicom Group agrees to provide to CUCL engineering design, construction and supervision services and IT services. Engineering design services include planning and design, engineering inspection, telecommunications electronic engineering, telecommunications equipment engineering and corporate telecommunications

engineering. Construction services include services relating to telecommunications equipment, telecommunications routing, power supplies, telecommunications conduit, and technical support systems. IT services include services relating to office automation, software testing, network upgrading, research and development of new business, and development of support systems.

The charges for the provision of engineering design and construction services are based on market rates. Market rates refer to the rates at which the same or similar type of products or services are provided by Independent Third Parties in the ordinary course of business and under normal commercial terms. When determining the pricing standard, to the extent practicable, management of the Company shall take into account the rates of at least two similar and comparable transactions entered with or carried out by Independent Third Parties in the corresponding period of reference. In the event the recipient will determine the specific provider of engineering design and construction services through tender, the provider will be no less qualified and equipped than the Independent Third Parties, and will participate in the tender procedure in a similar manner as the Independent Third Parties. Under such circumstances, the pricing will be determined by the final rate according to the tender procedure.

The service charges will be settled between CUCL and Unicom Group as and when the relevant services are provided.

For the year ended 31 December 2017, the total charges paid by CUCL to Unicom Group amounted to approximately RMB2,411 million.

Report of The Directors

(6) Ancillary Telecommunications Services

Unicom Group agrees to provide to CUCL ancillary telecommunications services, including certain telecommunications pre-sale, on-sale and after-sale services such as assembling and repairing of certain client telecommunications equipment, sales agency services, printing and invoice delivery services, maintenance of telephone booths, customers' acquisitions and servicing and other customers' services.

The charges payable for the provision of ancillary telecommunications services are determined by the market rates between the two parties. Where there is no market rate or it is not possible to determine the market rates, the rate will be negotiated and agreed between the two parties. Market rates refer to the rates at which the same or similar type of assets or services are provided by Independent Third Parties under normal commercial terms. Negotiated rates refer to the rates based on the reasonable costs plus the amount of the relevant taxes and reasonable profit margin. When determining the pricing standard or "reasonable profit margin", to the extent practicable, management of the Company shall take into account the rates of at least two similar and comparable transactions entered into with Independent Third Parties in the corresponding period or the relevant industry profit margin for reference. The service charges will be settled between CUCL and Unicom Group as and when the relevant services are provided.

For the year ended 31 December 2017, the total services charges paid by CUCL to Unicom Group amounted to approximately RMB2,699 million.

(7) Comprehensive Support Services

Unicom Group and CUCL agree to provide comprehensive support services to each other, including dining services, facilities leasing services (excluding those facilities which are provided under the Telecommunications Resources Leasing above), vehicle services, health and medical services, labour services, security services, hotel and conference services, gardening services, decoration and renovation services, sales services, construction agency, equipment maintenance services, market development, technical support services, research and development services, sanitary services, parking services, staff trainings, storage services, advertising services, marketing, property management services, information and communications technology services (including construction and installation services, system integration services, software development, product sales and agent services, operation and maintenance services, and consultation services).

The service charges are determined by the market rates between the two parties. Where there is no market rate or it is not possible to determine the market rate, the rate will be negotiated and agreed between the two parties. Market rates refer to the rates at which the same or similar type of assets or services are provided by Independent Third Parties under normal commercial terms. Negotiated rates refer to the rates based on the reasonable costs plus the amount of the relevant taxes and reasonable profit margin. When determining the pricing standard or reasonable profit margin, to the extent practicable, management of the Company shall take into account the rates of at least two similar and comparable transactions entered into with Independent Third Parties in the corresponding period or the relevant industry profit margin for reference. The service charges will be settled between CUCL and Unicom Group as and when the relevant services are provided.

For the year ended 31 December 2017, the total services charges paid by CUCL to Unicom Group amounted to approximately RMB1,274 million, and the total services charges paid by Unicom Group to CUCL amounted to approximately RMB67 million.

(8) Shared Services

Unicom Group and CUCL agree to provide shared services to each other, including, but not limited to, the following: (a) CUCL will provide headquarter human resources services to Unicom Group; (b) Unicom Group and CUCL will provide business support centre services to each other; (c) CUCL will provide hosting services related to the services referred to in (a) and (b) above to Unicom Group; and (d) Unicom Group will provide premises to CUCL and other shared services requested by its headquarters. In relation to the services referred to in (b) above, CUCL will provide support services, such as billing and settlement services provided by the business support centre and operational statistics reports. Unicom Group will provide support services, including telephone card production, development and related services, maintenance and technical support and management services in relation to the telecommunications card operational system.

Unicom Group and CUCL share the costs related to the shared services proportionately in accordance with their respective total assets value, except that the total assets value of the overseas subsidiaries and the listed company of Unicom Group will be excluded from the total asset value of Unicom Group. The shared costs proportion will be agreed between Unicom Group and CUCL in accordance with the total assets value set out in the financial statements provided to each other, as adjusted in accordance with their respective total assets value on an annual basis.

For the year ended 31 December 2017, the total services charges paid by CUCL to Unicom Group amounted to approximately RMB83 million, and the services charges paid by Unicom Group to CUCL was negligible.

(9) Financial Services

CUCL or its subsidiaries agrees to provide financial services to Unicom Group, including deposit services, lending and other credit services, and other financial services. Other financial services include settlement services, acceptance of bills, entrusted loans, credit verification, financial and financing consultation, consultation, agency business, approved insurance agent services, and other businesses approved by China Banking Regulatory Commission.

The key pricing policies are follows:

(a) Deposit Services

The interest rate for Unicom Group's deposit with CUCL or its subsidiaries will be no more than the maximum interest rate promulgated by the People's Bank of China for the same type of deposit, the interest rate for the same type of deposit offered to other clients and the applicable interest rate offered by the general commercial banks in PRC for the same type of deposit.

(b) Lending and other credit services

The lending interest rate will follow the interest rate standard promulgated by the People's Bank of China, and will be no less than the minimum interest rate offered by CUCL and its subsidiaries to other clients for the same type of loan, and the applicable interest rate offered to Unicom Group by the general commercial banks in PRC for the same type of loan. For the year ended 31 December 2017, the maximum daily lending and other credit services balance (including accrued interests) amounted to approximately RMB704 million.

Report of The Directors

(c) **Other financial services**

The fees to be charged by CUCL or its subsidiaries for the provision of the financial services to Unicom Group will comply with the relevant prescribed rates for such services as determined by the People's Bank of China or the China Banking Regulatory Commission. Where no relevant prescribed rate is applicable, the fee will be determined with reference to market rates of similar financial services charges and agreed between the parties.

The service charges will be settled between CUCL or its subsidiaries and Unicom Group as and when the relevant services are provided.

For the financial year ended 31 December 2017, the above continuing connected transactions have not exceeded their respective caps.

The Company has formulated and strictly implemented various systems including the *Administrative Measures of Connected Transactions of China Unicom* to ensure that connected transactions are properly entered into in accordance with pricing mechanisms and the terms of the transactions are fair and reasonable and are in the interests of the Company and the Shareholders as a whole.

The staff from the relevant business departments and the connected persons of the Company will negotiate the pricing terms of the continuing connected transactions. These pricing terms will be determined in accordance with the pricing policy principles set out in the 2017–2019 comprehensive services agreement, which should be fair and reasonable and subject to the review of the finance department.

The legal department is responsible for the review of the agreement for connected transactions. The finance department takes the lead in the daily management and supervision of connected transactions, including liaising with the relevant business departments for account reconciliation with connected parties, monitoring the implementation of connected transactions together with business departments on a routine basis and performing supervisory examination. The finance department regularly reports the status of the implementation of connected transactions to the Audit Committee. The audit department includes review on connected transactions into the scope of annual internal control assessment and reports the results to the management.

Furthermore, the aforesaid continuing connected transactions have been reviewed by independent non-executive directors of the Company. The independent non-executive directors confirmed that the aforesaid continuing connected transactions were entered into (a) in the ordinary and usual course of business of the Group; (b) either on normal commercial terms or better or, if there are not sufficient comparable transactions to judge whether they are on normal commercial terms, on terms no less favourable to the Group than terms available to or from independent third parties; and (c) in accordance with the relevant agreements governing them on terms that are fair and reasonable and in the interests of the shareholders of the Company as a whole.

The Company's independent auditor was engaged to report on the Group's continuing connected transactions in accordance with Hong Kong Standard on Assurance Engagements 3000 "Assurance Engagements Other Than Audits or Reviews of Historical Financial Information" and with reference to Practice Note 740 "Auditor's Letter on Continuing Connected Transactions under the Hong Kong Listing Rules" issued by the Hong Kong Institute of Certified Public Accountants. The independent auditor has issued an unqualified letter containing his findings and conclusions in respect of the continuing connected transactions disclosed by the Group in pages 79 to 84 of this annual report in accordance with paragraph 14A.56 of the Listing Rules. The independent auditors' letter has confirmed that nothing has come to their attention that cause them to believe that the continuing connected transactions:

- (A) have not been approved by the Board;
- (B) were not, in all material respects, in accordance with the pricing policies of the Group as stated in this annual report;
- (C) were not entered into, in all material respects, in accordance with the relevant agreements governing the continuing connected transactions; and
- (D) have exceeded their respective caps for the financial year ended 31 December 2017 set out in the previous announcements of the Company.

A copy of the independent auditor's letter has been provided by the Company to the Hong Kong Stock Exchange.

The Company confirms that it has complied with the requirements of Chapter 14A of the Listing Rules in relation to all connected transactions and continuing connected transactions to which any Group member was a party during 2017. Please

refer to Note 41 to the financial statements for a summary of the related party transactions entered into by the members of the Group for the year ended 31 December 2017.

CORPORATE GOVERNANCE REPORT

Report on the Company's corporate governance is set out in "Corporate Governance Report" on pages 42 to 66.

MATERIAL LEGAL PROCEEDINGS

As a company incorporated in Hong Kong and dual-listed in Hong Kong and the United States, the Company adopts the Companies Ordinance of Hong Kong, the Securities and Futures Ordinance of Hong Kong, Rules Governing the Listing of Securities on The Stock Exchange of Hong Kong Limited, the regulatory requirements for non-US companies listed in the United States, the Company's Articles of Association and other related laws and regulations as the basic guidelines for the Company's corporate governance.

The principal activities of Company's subsidiaries are the provision of cellular and fixed-line voice and related value-added services, broadband and other Internet-related services, information communications technology services, and business and data communications services in the PRC. The Company is required to comply with the Telecommunications Regulations of the People's Republic of China, Administrative Regulations on Telecommunications Companies with Foreign Investments, Cybersecurity Law of the People's Republic of China and other related laws and regulations. At the same time, oversea subsidiaries of the Company are also required to comply with the related laws and regulations where their business operations are located.

For the year ended 31 December 2017, the Company had not been involved in any material litigation, arbitration or administrative proceedings. So far as the Company is aware of, no such litigation, arbitration or administrative proceedings were pending or threatened as at 31 December 2017.

Report of The Directors

PUBLIC FLOAT

Based on publicly available information and so far as Directors are aware, the Company has maintained the specified amount of public float as required by the Hong Kong Stock Exchange during the year ended 31 December 2017 and as at the date of this annual report.

DONATIONS

For the year ended 31 December 2017, the Group made charitable and other donations in an aggregate amount of approximately RMB12.65 million.

CLOSURE OF REGISTER OF MEMBERS

For the purpose of ascertaining the shareholders' rights to attend and vote at the Annual General Meeting (and any adjournment thereof), and entitlement to the 2017 Final Dividend, the register of members of the Company will be closed. Details of such closures are set out below:

(1) For ascertaining the shareholders' rights to attend and vote at the Annual General Meeting:

Latest time to lodge transfer documents for registration	4:30 p.m. of 4 May 2018
Closure of register of members	From 7 May 2018 to 11 May 2018
Record date	7 May 2018

(2) For ascertaining the shareholders' entitlement to the 2017 Final Dividend:

Latest time to lodge transfer documents for registration	4:30 p.m. of 17 May 2018
Closure of register of members	18 May 2018
Record date	18 May 2018

During the above closure periods, no transfer of shares will be registered. To be eligible to attend and vote at the Annual General Meeting, and to qualify for the 2017 Final Dividend, all transfers, accompanied by the relevant certificates, must be lodged with the Company's Share Registrar, Hong Kong Registrars Limited, at Shops 1712-1716, 17th Floor, Hopewell Centre, 183 Queen's Road East, Wan Chai, Hong Kong, by no later than the aforementioned latest times.

WITHHOLDING AND PAYMENT OF ENTERPRISE INCOME TAX FOR NON-RESIDENT ENTERPRISES IN RESPECT OF 2017 FINAL DIVIDEND

Pursuant to (i) the "Notice Regarding Matters on Determination of Tax Residence Status of Chinese-controlled Offshore Incorporated Enterprises under Rules of Effective Management" (the "Notice") issued by the State Administration of Taxation of the People's Republic of China (the "SAT"); (ii) the "Enterprise Income Tax Law of the People's Republic of China" (the "Enterprise Income Tax Law") and the "Detailed Rules for the Implementation of the Enterprise Income Tax Law of the People's Republic of China" (the "Implementation Rules"); and (iii) information obtained from the SAT, the Company is required to withhold and pay enterprise income tax when it pays the 2017 Final Dividend to its non-resident enterprise shareholders. The enterprise income tax is 10% on the amount of dividend paid to non-resident enterprise shareholders (the "Enterprise Income Tax"), and the withholding and payment obligation lies with the Company.

As a result of the foregoing, in respect of any shareholders whose names appear on the Company's register of members on the Dividend Record Date and who are not individuals (including HKSCC Nominees Limited, other custodians, corporate nominees and trustees such as securities companies and banks, and other entities or organisations), the Company will distribute the 2017 Final Dividend payable to them after deducting the amount of Enterprise Income Tax payable on such dividend. Investors who invest in the shares in the Company listed on the Main Board of The Stock Exchange of Hong Kong Limited through the Shanghai Stock Exchange or Shenzhen-Hong Kong Stock Exchange (the Shanghai-Hong Kong Stock Connect or Shenzhen-Hong Kong Stock Connect investors) are investors who hold shares through HKSCC Nominees Limited, and in accordance with the above requirements, the Company will pay to HKSCC Nominees Limited the amount of the 2017 Final Dividend after deducting the amount of Enterprise Income Tax payable on such dividend.

In respect of any shareholders whose names appear on the Company's register of members on the Dividend Record Date and who are individual shareholders, there will be no deduction of Enterprise Income Tax from the dividend that such shareholder is entitled to.

Shareholders who are not individual shareholders listed on the Company's register of members and who (i) are resident enterprises of the People's Republic of China (the "PRC") (as defined in the Enterprise Income Tax Law), or (ii) are enterprises deemed to be resident enterprises of the PRC in accordance with the Notice, and who, in each case, do not desire to have the Company withhold Enterprise Income Tax from their 2017 Final Dividend, should lodge with the Company's Share Registrar, Hong Kong Registrars Limited, at Shops 1712-1716, 17th Floor, Hopewell Centre, 183 Queen's Road East, Wan Chai, Hong Kong, at or before 4:30 p.m. of 17 May 2018, and present the documents from such shareholder's governing tax authority in the

PRC confirming that the Company is not required to withhold and pay Enterprise Income Tax in respect of the dividend that such shareholder is entitled to.

If anyone would like to change the identity of the holders in the register of members, please enquire about the relevant procedures with the nominees or trustees. The Company will withhold for payment of the Enterprise Income Tax for its non-resident enterprise shareholders strictly in accordance with the relevant laws and requirements of the relevant government agencies and adhere strictly to the information set out in the Company's register of members on the Dividend Record Date. The Company assumes no liability whatsoever in respect of and will not process any claims, arising from any delay in, or inaccurate determination of, the status of the shareholders, or any disputes over the mechanism of withholding.

INDEPENDENT AUDITOR

The Hong Kong financial reporting and U.S. financial reporting for the year ended 31 December 2017 have been audited by KPMG and KPMG Huazhen LLP, respectively, which retire and, being eligible, offer themselves for re-appointment at the 2018 annual general meeting. A resolution to re-appoint KPMG and KPMG Huazhen LLP and to authorise the Directors to fix their respective remuneration will be proposed at the 2018 annual general meeting.

By Order of the Board

Wang Xiaochu

Chairman and Chief Executive Officer

Hong Kong, 15 March 2018

MMML

Initia

NO CEO's active

RETURN FROM A "BIG COMPANY" TO INNOVATIVE "SMALL COMPANIES" WITH
RESPONSIBILITIES ALIGNED WITH AUTHORITIES & REWARDS

HUMAN RESOURCES *Development*

China Unicom adheres to its people-oriented principle and continuously upholds mechanism innovation to pursue the harmonious development between the Company and its employees. In 2017, underpinned by its Focus Strategy and taking mixed-ownership reform as an opportunity, China Unicom's human resources practice proactively adapted to Internet-oriented transformation and pushed forward the development of market-oriented human resources system and mechanism, promoted to achieve better "salary up and down", "staff in and out", and "post up and down", with the aim to provide support and assurance for the stable development of corporate reform.

Focusing on labour efficiency enhancement to conduct in-depth reform. In 2017, China Unicom's employee productivity was RMB924,000 per staff, up by 5.8% year-on-year. Pulling back outsourcing business for internal staff handling enabled the Company to save outsourcing costs of RMB280

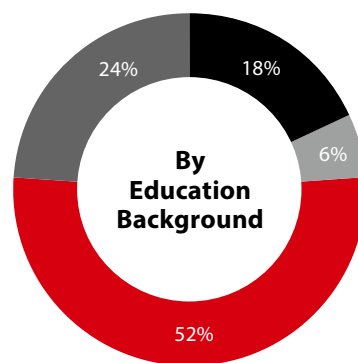
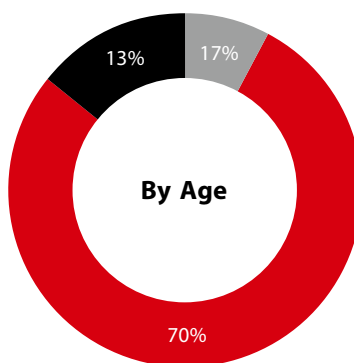
million. As a result, the overall human resources cost efficiency was further improved. The Company's staff mix was further optimised as the ratio of bachelor degree (or above) holders reached 58.3% and the proportion of dispatched worker maintained below 10%.

Optimising compensation system to spur vitality. The Company further refined its dynamic allocation principles on employee compensation by focusing on efficiency enhancement and its related effectiveness. The Company focused on segmentation management and mechanism rationalisation to establish a differentiated incentive and control scheme compatible with the management model aligning authority and responsibility. The Company further established its comprehensive incentive system with share-based compensation which drives collective sharing of upside and downside and improves staff's sense of achievement.

nt

Enhancing staff selection and building competent teams. Taking the pilot mixed-ownership reform as an opportunity, the Company strived to build a professional high-caliber cadre team, continued to improve cadre management system, promoted market-oriented and contract-based management, strictly complied with the staff selection and appointment standards and procedures, and strengthened leadership team quality in all levels. The Company enhanced its talent structure build-up and had selected 195 expert talents, 1,492 backbone talents, 2,758 young and competitive talents, with a total of 4,445 talents from over 10 professions including IT, network optimisation and proprietary research and development, etc. The Company established Internet-oriented talent community to enhance talent value contributions and deployment efficiency. The Company held various training sessions during the year, including 11 leadership training courses, 176 specialised skills training courses, as well as 58 high-end technical training courses, to enhance staff professional skills and corporate strategy execution.

Analysis of Staff Composition



- 30 years old or below
- 31-50 years old
- 51 years old or above

- Postgraduate or above
- Bachelor degree (including double degree)
- College
- Secondary school or below

Have a look at our outstanding employee of China Unicom, please visit our website at www.chinaunicom.com.hk/en/about/our_people.php.

For further details of Human Resources Development, please refer to the relevant sections of our detailed Corporate Social Responsibility Report 2017 to be published in June 2018. Please visit our website at www.chinaunicom.com.hk.

SOCIAL *Responsibility*

Guided by new development philosophies of “innovation, coordination, eco-friendliness, openness and sharing”, China Unicom practically implemented national strategic measures such as network superpower, the “Belt and Road” initiative and supply-side structural reform. The Company fulfils its responsibilities in a proactive manner by ensuring responsible business operations while strengthening the ability to generate integrated economic, social and environmental value, so as to facilitate sustainable development and make due contributions to the informatisation process of the national economy and society.

INNOVATION DRIVES GOOD SMART LIVING

Innovation is an indispensable driving force for maintaining corporate vibrancy. It is the primary power for development and provides strategic support for building a modernised economy. China Unicom persists in bringing good smart living to its customers through innovation. In 2017, the Company actively pushed forward the construction of intelligent networks, stepped up deployment in areas such as cloud computing, Big Data and Internet of Things, and proactively explored artificial

intelligence. The Company rolled out a diverse range of “Smart+” applications, strived to foster a smart brand, and facilitated smart living and smart industry development, comprehensively improving customer services via multiple channels. It deeply propelled system and mechanism reform to achieve innovation-driven development.

CONTRIBUTE TO BALANCE AND COORDINATION THROUGH UNIVERSAL AND PRECISE SERVICES

Balanced and robust social development represents the key theme of a new era. China Unicom is committed to meeting the public’s ever-changing demand for information life and facilitating the development of the society as a whole. In 2017, the Company continued to improve its 4G network, accelerated all-fibre network construction and actively advanced “Speed Upgrade and Tariff Reduction”. It coordinated network construction and endeavoured to narrow the digital divide. It actively assumed obligations in universal service by offering concessionary tariffs and promoting universal availability of information. It served the “Belt and Road” initiative and drove robust development in both local and overseas markets.

智慧冬奥 联通未来

北京2022年冬奥会和冬残奥会官方通信服务合作伙伴签约仪式

Signing Ceremony of the Official Telecommunication Services Partner of the Olympic and Paralympic Winter Games Beijing 2022

中国·北京 2017年12月26日 | December 26, 2017 Beijing, China



BUILD A WIN-WIN INDUSTRY ECOLOGY THROUGH OPEN COOPERATION

Open cooperation is an important driving force that stimulates corporate creativity and propels industry development. In line with the principles of "cooperation, openness and win-win", China Unicom engages in concerted development with its business partners. In 2017, China Unicom facilitated healthy industry development by deepening cooperation with fellow operators and sharing resources. It cooperated with various partners in the supply chain to innovate and build a prosperous and mutually beneficial industry ecology. It will also work with the next Winter Olympics to jointly deliver a smart future.

SHARE BENEFITS WITH THE PUBLIC TO ENHANCE SENSE OF REWARD FOR THE WHOLE SOCIETY

As a responsible corporate citizen, China Unicom adheres to people-oriented development and regards public well-being and comprehensive social development as the basis of its business. In 2017, the Company deeply cultivated team spirit, continued to grow with its staff and pragmatically safeguarded the lawful interests of its employees, fostering friendly and harmonious labour relations. It adhered to the belief that business development is for the society and the outcomes of development should be shared with the society. It proactively gave back to the society, emphasised obligation performance in overseas markets, and continued to enhance the sense of reward for the whole society, heading towards a future of sustainable development.

Social Responsibility

ECO-FRIENDLY OPERATION HELPS PRESERVE GREEN ENVIRONMENT

China Unicom actively advocates and practises the philosophy of “Green environment is as valuable as gold and silver”. In strict compliance with national resource conservation and environmental protection policies, the Company continued to strengthen initiatives such as green networks, green operations, green supply and green actions. It actively implemented the national supply-side reform and earnestly practised energy conservation and emission reduction, contributing to the harmonious co-existence between people and the nature and helping to build a “beautiful China”.

SECURE AND CONTROLLABLE NETWORK CREATES A CLEAN CYBERSPACE

It is essential that information network is secure and controllable, which serves as the solid foundation for healthy and sustainable growth of the information and communications industry. In 2017, the Company upheld proper cybersecurity ethics and continued to enhance communication security and support measures. It acted proactively in safeguarding communication during emergencies, protecting customers’ information security and privacy, and curbing malicious contents, thereby fostering a secure and clean cyberspace and providing strong support for national security and social stability.

CHINA UNICOM'S SOCIAL RESPONSIBILITY STRATEGY

Create and

Accountability to stakeholders, society and environment in the course of operation

Innovate on application services to support the digital economy

Build premium network to support network superpower development

Support industry development through open and win-win cooperation

GOVERNMENT

SHAREHOLDERS

CUSTOMERS

EMPLOYEES

enhance value

Share with the society to promote social harmony

Practise green development and promote energy conservation in society

Care about staff growth and enhance sense of reward

PARTNERS

PEERS

COMMUNITY

SOCIAL RESPONSIBILITY MANAGEMENT

- Improving the organisation of social responsibility
- Establishing a system for social responsibility
- Providing training in social responsibility
- Assessing the performance of social responsibility
- Evaluating social responsibility practices
- Institutionalising communication of social responsibility

SOCIAL RESPONSIBILITY AGENDA

- Enhance institutionalisation and efficiency of internal management
- Forge quality network with ubiquitous connectivity
- Quest for innovation-driven smart living
- Refine customer-oriented and meticulous services
- Create prosperous industry ecology through win-win cooperation
- Build secure and clean cyberspace
- Foster growth ambience with team collaboration
- Procure harmonious development of green and low-carbon
- Promote charity undertaking to share benefits with public

The Company will publish our detailed Corporate Social Responsibility Report 2017 in June 2018.

For more details, please visit our website at www.chinaunicom.com.hk.

Internet

MINND

ASSET

INTERNET-ORIENTED OPERATION TO DRIVE HIGH-QUALITY DEVELOPMENT

INDEPENDENT AUDITOR'S REPORT



TO THE MEMBERS OF CHINA UNICOM (HONG KONG) LIMITED

(incorporated in Hong Kong with limited liability)

Opinion

We have audited the consolidated financial statements of China Unicom (Hong Kong) Limited ("the Company") and its subsidiaries ("the Group") set out on pages 104 to 187, which comprise the consolidated statement of financial position as at 31 December 2017, the consolidated statement of income, the consolidated statement of comprehensive income, the consolidated statement of changes in equity and the consolidated statement of cash flows for the year then ended and notes to the consolidated financial statements, including a summary of significant accounting policies.

In our opinion, the consolidated financial statements give a true and fair view of the consolidated financial position of the Group as at 31 December 2017 and of its consolidated financial performance and its consolidated cash flows for the year then ended in accordance with International Financial Reporting Standards ("IFRSs") issued by the International Accounting Standards Board ("IASB") and Hong Kong Financial Reporting Standards ("HKFRSs") issued by the Hong Kong Institute of Certified Public Accountants ("HKICPA") and have been properly prepared in compliance with the Hong Kong Companies Ordinance.

Basis for opinion

We conducted our audit in accordance with Hong Kong Standards on Auditing ("HKSA") issued by the HKICPA. Our responsibilities under those standards are further described in the *Auditor's responsibilities for the audit of the consolidated financial statements* section of our report. We are independent of the Group in accordance with the HKICPA's *Code of Ethics for Professional Accountants* ("the Code") and we have fulfilled our other ethical responsibilities in accordance with the Code. We believe that the audit evidence we have obtained is sufficient and appropriate to provide a basis for our opinion.

Key audit matters

Key audit matters are those matters that, in our professional judgement, were of most significance in our audit of the consolidated financial statements of the current period. These matters were addressed in the context of our audit of the consolidated financial statements as a whole, and in forming our opinion thereon, and we do not provide a separate opinion on these matters.

Revenue recognition

Refer to note 6 to the consolidated financial statements on page 142 and the accounting policies on page 128.

The Key Audit Matter

How the matter was addressed in our audit

The Group's revenue is primarily generated from the provision of voice usage, broadband and mobile data services, data and internet application services, other value-added services, leased lines and associated services and sales of telecommunications products.

The accuracy of revenue recorded in the consolidated financial statements is an inherent industry risk because the billing systems of telecommunications companies are complex and process large volumes of data with a combination of different products sold during the year, through a number of different systems.

Significant management judgement can be required in determining the appropriate measurement and timing of recognition of different elements of revenue within bundled sales packages, which may include services and telecommunication products such as handsets, and complex settings are required in the Group's information technology ("IT") systems to achieve the appropriate allocation of transaction prices.

We identified revenue recognition as a key audit matter because revenue is one of the key performance indicators of the Group and because it involves complex IT systems and management judgement both of which give rise to an inherent risk that revenue could be recorded in the incorrect period or could be subject to manipulation to meet targets or expectations.

Our audit procedures to assess the recognition of revenue included the following:

- assessing, with the assistance of our internal IT specialists, the design, implementation and operating effectiveness of management's key internal controls over the general IT environment in which the business systems operate, including access to program controls, program change controls, program development controls and computer operation controls;
- assessing, with the assistance of our internal IT specialists, the design, implementation and operating effectiveness of management's key internal IT controls over the completeness and accuracy of rating and bill generation and the end-to-end reconciliation controls from the rating and billing systems to the accounting system;
- selecting bills issued to customers, on a sample basis, and comparing the details with the corresponding trade receivable details and cash receipts;
- recalculating the balances of trade receivables and advances from customers with the use of electronic audit tools using data extracted from the business support systems and reconciling the results to the Group's financial records;
- assessing, on a sample basis, the standalone selling prices determined by the Group for services and handsets offered in mobile handset bundled sales packages, by comparison with the observable prices of the service or handset when the Group sells that service or handset separately in similar circumstances and to similar customers;
- assessing, on a sample basis, the settings in the IT system for revenue allocation between the services and handsets offered in mobile handset bundled sales packages by comparing the settings with the Group's allocation basis and recalculating and comparing the allocation results with the system generated results;
- evaluating journals entries posted to revenue accounts, on a specific risk-based sample basis, and comparing details of these journals entries with relevant underlying documentation, which included service contracts and progress reports.

Independent Auditor's Report

Carrying value of property, plant and equipment ("PP&E")

Refer to note 15 to the consolidated financial statements on pages 152 to 153 and the accounting policies on pages 121 to 122.

The Key Audit Matter	How the matter was addressed in our audit
<p>The Group continues to incur a significant level of capital expenditure in connection with the expansion of its network coverage and improvements to network quality. The carrying value of PP&E as at 31 December 2017 was approximately RMB416,596 million.</p> <p>There are a number of areas where management judgement impacts the carrying value of PP&E, and the related depreciation profiles. These include:</p> <ul style="list-style-type: none">determining which costs meet the criteria for capitalisation;determining the date on which construction-in-progress is transferred to property, plant and equipment and depreciation commences;the estimation of economic useful lives and residual values assigned to property, plant and equipment. <p>We identified the carrying value of property, plant and equipment as a key audit matter because of the high level of management judgement involved and because of its significance to the consolidated financial statements.</p>	<p>Our audit procedures to assess the carrying value of PP&E included the following:</p> <ul style="list-style-type: none">assessing the design, implementation and operating effectiveness of key internal controls over the completeness, existence and accuracy of property, plant and equipment, including the key internal controls over the estimation of useful economic lives and residual values;assessing, on a sample basis, costs capitalised during the year by comparing the costs capitalised with the relevant underlying documentation, which included purchase agreements and invoices, and assessing whether the costs capitalised met the relevant criteria for capitalisation; which included comparing interest rates to loan agreements, recalculating the interest capitalisation rate and assessing, on a sample basis, the calculation of interest capitalised in construction-in-progress;challenging the date of transferring construction-in-progress to PP&E by examining the inspection reports and/or project progress reports, on a sample basis;evaluating management's estimation of useful economic lives and residual values by considering our knowledge of the business and practices adopted in the wider telecommunications industry.

Information other than the consolidated financial statements and auditor's report thereon

The directors are responsible for the other information. The other information comprises all the information included in the annual report, other than the consolidated financial statements and our auditor's report thereon.

Our opinion on the consolidated financial statements does not cover the other information and we do not express any form of assurance conclusion thereon.

In connection with our audit of the consolidated financial statements, our responsibility is to read the other information and, in doing so, consider whether the other information is materially inconsistent with the consolidated financial statements or our knowledge obtained in the audit or otherwise appears to be materially misstated.

If, based on the work we have performed, we conclude that there is a material misstatement of this other information, we are required to report that fact. We have nothing to report in this regard.

Responsibilities of the directors for the consolidated financial statements

The directors are responsible for the preparation of the consolidated financial statements that give a true and fair view in accordance with IFRSs issued by the IASB and HKFRSs issued by the HKICPA and the Hong Kong Companies Ordinance and for such internal control as the directors determine is necessary to enable the preparation of consolidated financial statements that are free from material misstatement, whether due to fraud or error.

In preparing the consolidated financial statements, the directors are responsible for assessing the Group's ability to continue as a going concern, disclosing, as applicable, matters related to going concern and using the going concern basis of accounting unless the directors either intend to liquidate the Group or to cease operations, or have no realistic alternative but to do so.

The directors are assisted by the Audit Committee in discharging their responsibilities for overseeing the Group's financial reporting process.

Independent Auditor's Report

Auditor's responsibilities for the audit of the consolidated financial statements

Our objectives are to obtain reasonable assurance about whether the consolidated financial statements as a whole are free from material misstatement, whether due to fraud or error, and to issue an auditor's report that includes our opinion. This report is made solely to you, as a body, in accordance with section 405 of the Hong Kong Companies Ordinance, and for no other purpose. We do not assume responsibility towards or accept liability to any other person for the contents of this report.

Reasonable assurance is a high level of assurance but is not a guarantee that an audit conducted in accordance with HKSA's will always detect a material misstatement when it exists. Misstatements can arise from fraud or error and are considered material if, individually or in the aggregate, they could reasonably be expected to influence the economic decisions of users taken on the basis of these consolidated financial statements.

As part of an audit in accordance with HKSA's, we exercise professional judgement and maintain professional scepticism throughout the audit. We also:

- Identify and assess the risks of material misstatement of the consolidated financial statements, whether due to fraud or error, design and perform audit procedures responsive to those risks, and obtain audit evidence that is sufficient and appropriate to provide a basis for our opinion. The risk of not detecting a material misstatement resulting from fraud is higher than for one resulting from error, as fraud may involve collusion, forgery, intentional omissions, misrepresentations or the override of internal control.
- Obtain an understanding of internal control relevant to the audit in order to design audit procedures that are appropriate in the circumstances but not for the purpose of expressing an opinion on the effectiveness of the Group's internal control.
- Evaluate the appropriateness of accounting policies used and the reasonableness of accounting estimates and related disclosures made by the directors.
- Conclude on the appropriateness of the directors' use of the going concern basis of accounting and, based on the audit evidence obtained, whether a material uncertainty exists related to events or conditions that may cast significant doubt on the Group's ability to continue as a going concern. If we conclude that a material uncertainty exists, we are required to draw attention in our auditor's report to the related disclosures in the consolidated financial statements or, if such disclosures are inadequate, to modify our opinion. Our conclusions are based on the audit evidence obtained up to the date of our auditor's report. However, future events or conditions may cause the Group to cease to continue as a going concern.
- Evaluate the overall presentation, structure and content of the consolidated financial statements, including the disclosures, and whether the consolidated financial statements represent the underlying transactions and events in a manner that achieves fair presentation.
- Obtain sufficient appropriate audit evidence regarding the financial information of the entities or business activities within the Group to express an opinion on the consolidated financial statements. We are responsible for the direction, supervision and performance of the group audit. We remain solely responsible for our audit opinion.

We communicate with the Audit Committee regarding, among other matters, the planned scope and timing of the audit and significant audit findings, including any significant deficiencies in internal control that we identify during our audit.

We also provide the Audit Committee with a statement that we have complied with relevant ethical requirements regarding independence and communicate with them all relationships and other matters that may reasonably be thought to bear on our independence and, where applicable, related safeguards.

From the matters communicated with the Audit Committee, we determine those matters that were of most significance in the audit of the consolidated financial statements of the current period and are therefore the key audit matters. We describe these matters in our auditor's report unless law or regulation precludes public disclosure about the matter or when, in extremely rare circumstances, we determine that a matter should not be communicated in our report because the adverse consequences of doing so would reasonably be expected to outweigh the public interest benefits of such communication.

The engagement partner on the audit resulting in this independent auditor's report is Chan Kim Tak.

KPMG

Certified Public Accountants

8th Floor, Prince's Building
10 Chater Road
Central, Hong Kong

15 March 2018

CONSOLIDATED STATEMENT OF INCOME

(All amounts in Renminbi ("RMB") millions, except per share data)

	Note	Year ended 31 December	
		2017	2016
Revenue	6	274,829	274,197
Interconnection charges		(12,617)	(12,739)
Depreciation and amortisation		(77,492)	(76,805)
Network, operation and support expenses	7	(54,507)	(51,167)
Employee benefit expenses	8	(42,471)	(36,907)
Costs of telecommunications products sold	9	(26,643)	(39,301)
Other operating expenses	10	(57,166)	(54,585)
Finance costs	11	(5,734)	(5,017)
Interest income		1,647	1,160
Share of net profit of associates		893	204
Share of net profit of joint ventures		574	153
Other income – net	12	1,280	1,591
Profit before income tax		2,593	784
Income tax expenses	13	(743)	(154)
Profit for the year		1,850	630
Profit attributable to:			
Equity shareholders of the Company		1,828	625
Non-controlling interests		22	5
Earnings per share for profit attributable to equity shareholders of the Company during the year:			
Basic earnings per share (RMB)	14	0.07	0.03
Diluted earnings per share (RMB)	14	0.07	0.03

Details of dividends attributable to equity shareholders of the Company for the years ended 31 December 2017 and 2016 are set out in Note 30.

The notes on pages 111 to 187 are an integral part of these consolidated financial statements.

CONSOLIDATED STATEMENT OF COMPREHENSIVE INCOME

(All amounts in RMB millions)

	Year ended 31 December	
	2017	2016
Profit for the year	1,850	630
Other comprehensive income		
Items that will not be reclassified to statement of income:		
Changes in fair value of financial assets through other comprehensive income	(56)	(544)
Tax effect on changes in fair value of financial assets through other comprehensive income	(2)	14
Changes in fair value of financial assets through other comprehensive income, net of tax	(58)	(530)
Remeasurement of net defined benefit liability, net of tax	6	14
	(52)	(516)
Item that may be reclassified subsequently to statement of income:		
Currency translation differences	(178)	153
Other comprehensive income for the year, net of tax	(230)	(363)
Total comprehensive income for the year	1,620	267
Total comprehensive income attributable to:		
Equity shareholders of the Company	1,598	262
Non-controlling interests	22	5

The notes on pages 111 to 187 are an integral part of these consolidated financial statements.

CONSOLIDATED STATEMENT OF FINANCIAL POSITION

(All amounts in RMB millions)

	Note	As at 31 December	
		2017	2016
ASSETS			
Non-current assets			
Property, plant and equipment	15	416,596	451,115
Lease prepayments	16	9,313	9,436
Goodwill	17	2,771	2,771
Interest in associates	19	33,233	32,248
Interest in joint ventures	20	2,368	1,175
Deferred income tax assets	13	5,973	5,986
Financial assets at fair value through other comprehensive income	21	4,286	4,326
Other assets	22	20,721	24,879
		495,261	531,936
Current assets			
Inventories and consumables	23	2,239	2,431
Accounts receivable	24	13,964	13,622
Prepayments and other current assets	25	13,801	14,023
Amounts due from ultimate holding company	41	239	–
Amounts due from related parties	41	3,274	22,724
Amounts due from domestic carriers		4,683	3,908
Financial assets at fair value through profit and loss		160	123
Short-term bank deposits and restricted deposits	26	5,526	1,754
Cash and cash equivalents	27	32,836	23,633
		76,722	82,218
Total assets		571,983	614,154
EQUITY			
Equity attributable to equity shareholders of the Company			
Share capital	28	254,056	179,102
Reserves	29	(20,912)	(21,017)
Retained profits			
– Proposed final dividend	30	1,591	–
– Others		69,315	69,322
		304,050	227,407
Non-controlling interests		297	275
Total equity		304,347	227,682

	Note	As at 31 December	
		2017	2016
LIABILITIES			
Non-current liabilities			
Long-term bank loans	31	3,473	4,495
Promissory notes	32	–	17,906
Corporate bonds	33	17,981	17,970
Deferred income tax liabilities	13	108	113
Deferred revenue	34	3,020	2,998
Other obligations	35	432	335
		25,014	43,817
Current liabilities			
Short-term bank loans	36	22,500	76,994
Commercial papers	37	8,991	35,958
Current portion of long-term bank loans	31	410	161
Current portion of promissory notes	32	17,960	18,976
Accounts payable and accrued liabilities	38	125,260	143,224
Taxes payable		1,121	732
Amounts due to ultimate holding company	41	2,176	2,463
Amounts due to related parties	41	8,126	8,700
Amounts due to domestic carriers		2,538	1,989
Dividend payable		920	920
Current portion of corporate bonds	33	–	2,000
Current portion of deferred revenue	34	350	369
Current portion of other obligations	35	2,987	3,141
Advances from customers		49,283	47,028
		242,622	342,655
Total liabilities		267,636	386,472
Total equity and liabilities		571,983	614,154
Net current liabilities		(165,900)	(260,437)
Total assets less current liabilities		329,361	271,499

The notes on pages 111 to 187 are an integral part of these consolidated financial statements.

Approved and authorised for issue by the Board of Directors on 15 March 2018 and signed on behalf of the Board by:

Wang Xiaochu
Director

Li Fushen
Director

CONSOLIDATED STATEMENT OF CHANGES IN EQUITY

(All amounts in RMB millions)

	Attributable to equity shareholders of the Company							Non-controlling interests	Total equity
	Share capital	General risk reserve	Investment revaluation reserve	Statutory reserves	Other reserve	Retained profits	Total		
Balance at 1 January 2016	179,102	-	(6,406)	28,780	(43,108)	72,848	231,216	-	231,216
Total comprehensive income for the year	-	-	(530)	-	167	625	262	5	267
Capital contribution from non-controlling interests	-	-	-	-	-	-	-	270	270
Appropriation to statutory reserves	-	-	-	47	-	(47)	-	-	-
Appropriation to other reserves	-	33	-	-	-	(33)	-	-	-
Dividends relating to 2015 (Note 30)	-	-	-	-	-	(4,071)	(4,071)	-	(4,071)
Balance at 31 December 2016	179,102	33	(6,936)	28,827	(42,941)	69,322	227,407	275	227,682
Balance at 1 January 2017	179,102	33	(6,936)	28,827	(42,941)	69,322	227,407	275	227,682
Total comprehensive income for the year	-	-	(58)	-	(172)	1,828	1,598	22	1,620
Issue of share capital	74,954	-	-	-	-	-	74,954	-	74,954
Share of associate's other reserve	-	-	-	-	91	-	91	-	91
Appropriation to statutory reserves	-	-	-	50	-	(50)	-	-	-
Appropriation to other reserves	-	194	-	-	-	(194)	-	-	-
Balance at 31 December 2017	254,056	227	(6,994)	28,877	(43,022)	70,906	304,050	297	304,347

The notes on pages 111 to 187 are an integral part of these consolidated financial statements.

CONSOLIDATED STATEMENT OF CASH FLOWS

(All amounts in RMB millions)

	Note	Year ended 31 December	
		2017	2016
Cash flows from operating activities			
Cash generated from operations	(a)	91,519	81,168
Interest received		807	335
Interest paid		(6,293)	(4,938)
Income tax paid		(979)	(1,972)
Net cash inflow from operating activities		85,054	74,593
Cash flows from investing activities			
Purchase of property, plant and equipment		(61,489)	(98,293)
Proceeds from disposal of Tower Assets and other property, plant and equipment		22,121	6,390
Dividends received from financial assets at fair value through other comprehensive income		167	357
Proceeds from disposal of financial assets at fair value through profit and loss		60	68
Dividends received from associates		10	–
(Increase)/Decrease in short-term bank deposits and restricted deposits		(3,094)	2
Purchase of other assets		(4,204)	(4,092)
Acquisition of financial assets at fair value through profit and loss		(74)	(51)
Acquisition of financial assets at fair value through other comprehensive income		(8)	(18)
Acquisition of interest in associates		(5)	(48)
Acquisition of interest in joint ventures		(620)	(64)
Lending by China Unicom Finance Company Limited (“Finance Company”)		(700)	–
Repayment of loan lent by Finance Company		500	–
Net cash outflow from investing activities		(47,336)	(95,749)
Cash flows from financing activities			
Proceeds from shares issued		74,954	–
Capital contributions from non-controlling interests		–	270
Proceeds from commercial papers		26,941	59,880
Proceeds from short-term bank loans		117,571	142,567
Proceeds from long-term bank loans		1,549	3,307
Loans from ultimate holding company		5,237	–
Loans from related parties		535	–
Proceeds from corporate bonds		–	17,965
Repayment of commercial papers		(54,000)	(44,000)
Repayment of short-term bank loans		(172,065)	(149,425)
Repayment of long-term bank loans		(2,686)	(84)
Repayment of related party loan		(60)	–
Repayment of ultimate holding company loan		(3,893)	(1,344)
Repayment of finance lease		(695)	(406)
Repayment of promissory notes		(19,000)	(2,500)
Repayment of corporate bonds		(2,000)	–
Payment of issuing expense for promissory notes		(82)	(102)
Dividends paid to equity shareholders of the Company	30	–	(4,071)
Net (withdrawal)/deposits by Unicom Group and its subsidiaries from/with Finance Company		(112)	2,397
Net deposits from a joint venture with Finance Company		12	–
Increase in statutory reserve deposits placed by Finance Company	26(i)	(620)	(1,577)
Net cash (outflow)/inflow from financing activities		(28,414)	22,877
Net increase in cash and cash equivalents			
Cash and cash equivalents, beginning of year		9,304	1,721
Effect of changes in foreign exchange rate		23,633	21,755
		(101)	157
Cash and cash equivalents, end of year	27	32,836	23,633
Analysis of the balances of cash and cash equivalents:			
Cash balances		3	1
Bank balances		32,833	23,632
		32,836	23,633

The notes on pages 111 to 187 are an integral part of these consolidated financial statements.

Consolidated Statement of Cash Flows

(All amounts in RMB millions)

(a) The reconciliation of profit before income tax to cash generated from operating activities is as follows:

	Year ended 31 December	
	2017	2016
Profit before income tax	2,593	784
Adjustments for:		
Depreciation and amortisation	77,492	76,805
Interest income	(1,647)	(1,160)
Finance costs	5,363	4,832
Loss on disposal of property, plant and equipment	3,489	355
Impairment losses for doubtful debts and write-down of inventories	3,955	4,173
Dividends from financial assets at fair value through other comprehensive income	(206)	(357)
Share of net profit of associates	(893)	(204)
Share of net profit of joint ventures	(574)	(153)
Other investment gain	(19)	(9)
Changes in working capital:		
Increase in accounts receivable	(3,667)	(2,664)
Decrease in inventories and consumables	81	1,354
(Increase)/Decrease in short-term bank deposits and restricted deposits	(58)	23
Increase in other assets	(2,034)	(4,763)
Decrease in prepayments and other current assets	166	4,171
Increase in amounts due from ultimate holding company	(39)	-
Decrease/(Increase) in amounts due from related parties	112	(3,302)
Increase in amounts due from domestic carriers	(775)	(1,914)
Increase/(Decrease) in accounts payable and accrued liabilities	5,752	(835)
Increase/(Decrease) in taxes payable	362	(1,176)
Increase/(Decrease) in advances from customers	2,255	(1,329)
Increase in deferred revenue	365	395
Increase in other obligations	45	69
(Decrease)/Increase in amounts due to ultimate holding company	(203)	73
(Decrease)/Increase in amounts due to related parties	(945)	5,311
Increase in amounts due to domestic carriers	549	689
Cash generated from operations	91,519	81,168

NOTES TO THE CONSOLIDATED FINANCIAL STATEMENTS

(All amounts in RMB millions unless otherwise stated)

1. ORGANISATION AND PRINCIPAL ACTIVITIES

China Unicom (Hong Kong) Limited (the “Company”) was incorporated as a limited liability company in the Hong Kong Special Administrative Region (“Hong Kong”), the People’s Republic of China (the “PRC”) on 8 February 2000. The principal activity of the Company is investment holding. The principal activities of the Company’s subsidiaries are the provision of voice usage, broadband and mobile data services, data and other internet application services, other value-added services, leased lines and associated services and sales of telecommunications products in the PRC. The Company and its subsidiaries are hereinafter referred to as the “Group”. The address of the Company’s registered office is 75th Floor, The Center, 99 Queen’s Road Central, Hong Kong.

The shares of the Company were listed on The Stock Exchange of Hong Kong Limited (“SEHK”) on 22 June 2000 and the American Depositary Shares (“ADS”) of the Company were listed on the New York Stock Exchange on 21 June 2000.

The substantial shareholders of the Company are China Unicom (BVI) Limited (“Unicom BVI”) and China Unicom Group Corporation (BVI) Limited (“Unicom Group BVI”). The majority of equity interests in Unicom BVI is owned by China United Network Communications Limited (“A Share Company”, a joint stock company incorporated in the PRC on 31 December 2001, with its A shares listed on the Shanghai Stock Exchange on 9 October 2002). The majority of the equity interest in A Share Company is owned by China United Network Communications Group Company Limited (a state-owned enterprise established in the PRC, hereinafter referred to as “Unicom Group”). Unicom Group BVI is a wholly-owned subsidiary of Unicom Group. As a result, the directors of the Company consider Unicom Group to be the ultimate holding company.

Under a mixed ownership reform, A Share Company completed a non-public share issuance to certain strategic investors in October 2017. The gross proceeds of the non-public share issuance amounted to RMB61,725 million. Immediately upon the completion of non-public share issuance by A Share Company, Unicom Group also transferred certain shares in A Share Company to China Structural Reform Fund Corporation Limited at a cash consideration of RMB12,975 million.

On 28 November 2017, the Company issued 6,651,043,262 new shares to Unicom BVI for a cash consideration of RMB74,954 million.

As a result of the above transactions, the shareholding of Unicom BVI in the Company increased from 40.61% to 53.52%, while Unicom Group remain as the ultimate holding company.

Notes to the Consolidated Financial Statements

(All amounts in RMB millions unless otherwise stated)

2. SUMMARY OF SIGNIFICANT ACCOUNTING POLICIES

The principal accounting policies applied in the preparation of these consolidated financial statements are set out below. These policies have been consistently applied to all the years presented, unless otherwise stated.

2.1 Statement of Compliance

The financial statements have been prepared in accordance with all applicable International Financial Reporting Standards (“IFRSs”) issued by the International Accounting Standards Board (“IASB”), which collective term includes all applicable individual International Financial Reporting Standards, International Accounting Standards (“IASs”) and Interpretations issued by the IASB. Hong Kong Financial Reporting Standards (“HKFRSs”), which collective term includes all applicable individual Hong Kong Financial Reporting Standards, Hong Kong Accounting Standards (“HKASs”) and Interpretations issued by the Hong Kong Institute of Certified Public Accountants (“HKICPA”), are consistent with IFRSs. The financial statements also comply with HKFRSs as well as the applicable disclosure provisions of the Rules Governing the Listing of Securities on the SEHK (“Listing Rules”) and the requirements of the Hong Kong Companies Ordinance.

2.2 Basis of Preparation

The consolidated financial statements have been prepared under the historical cost convention, except that the following assets are stated at their fair value set out below:

- Financial assets at fair value through other comprehensive income
- Financial assets at fair value through profit and loss

The consolidated financial statements prepared by the PRC subsidiaries for PRC statutory reporting purposes are based on the Chinese Accounting Standards for Business Enterprises (“CAS”) issued by the Ministry of Finance (“MOF”) of the PRC, which became effective from 1 January 2007 with certain transitional provisions. There are certain differences between the Group’s IFRSs/HKFRSs financial statements and PRC financial statements. The principal adjustments made to the PRC financial statements to conform to IFRSs/HKFRSs include the following:

- reversal of the revaluation surplus or deficit and related amortisation charges arising from the revaluation of prepayments for the leasehold land performed by independent valuers for the purpose of reporting to relevant PRC government authorities;
- recognition of goodwill associated with the acquisition of certain subsidiaries prior to 2005; and
- adjustments for deferred taxation in relation to the above adjustments.

2. SUMMARY OF SIGNIFICANT ACCOUNTING POLICIES (Continued)

2.2 Basis of Preparation (Continued)

(a) Going Concern Assumption

As at 31 December 2017, current liabilities of the Group exceeded current assets by approximately RMB165.9 billion (2016: approximately RMB260.4 billion). Given the current global economic conditions and taking into account of the Group's expected capital expenditure in the foreseeable future, management has comprehensively considered the Group's available sources of funds as follows:

- The Group's continuous net cash inflows from operating activities;
- Approximately RMB307.4 billion of revolving banking facilities and registered quota of corporate bonds, of which approximately RMB271.5 billion was unutilised as at 31 December 2017; and
- Other available sources of financing from domestic banks and other financial institutions in view of the Group's good credit history.

In addition, the Group believes it has the ability to raise funds from short, medium and long-term perspectives and maintain reasonable financing costs through appropriate financing portfolio.

Based on the above considerations, the Board of Directors is of the opinion that the Group has sufficient funds to meet its working capital requirements and debt obligations. As a result, the consolidated financial statements of the Group for the year ended 31 December 2017 have been prepared on a going concern basis.

(b) Critical Accounting Estimates and Judgment

The preparation of the consolidated financial statements in conformity with IFRSs/HKFRSs requires management to make judgements, estimates and assumptions that affect the application of policies and reported amounts of assets, liabilities, income and expenses. The estimates and associated assumptions are based on historical experience and various other factors that are believed to be reasonable under the circumstances, the results of which form the basis of making the judgements about carrying values of assets and liabilities that are not readily apparent from other sources. Actual results may differ from these estimates.

The estimates and underlying assumptions are reviewed on an ongoing basis. Revisions to accounting estimates are recognised in the period in which the estimate is revised if the revision affects only that period, or in the period of the revision and future periods if the revision affects both current and future periods.

Judgements made by management in the application of IFRSs/HKFRSs that have significant effect on the financial statements and major sources of estimation uncertainty are discussed in Note 4.

Notes to the Consolidated Financial Statements

(All amounts in RMB millions unless otherwise stated)

2. SUMMARY OF SIGNIFICANT ACCOUNTING POLICIES (Continued)

2.2 Basis of Preparation (Continued)

(c) New Accounting Standards and Amendments

- (i) The IASB and HKICPA has issued a number of amendments to IFRSs/HKFRSs that are first effective for the current accounting period of the Group. None of these impact on the accounting policies of the Group. However, additional disclosure has been included in Note 27(b) to satisfy the new disclosure requirements introduced by the amendments to IAS/HKAS 7, Statement of cash flows: "Disclosure initiative", which require entities to provide disclosures that enable users of financial statements to evaluate changes in liabilities arising from financing activities, including both changes arising from cash flows and non-cash changes.
- (ii) Up to the date of issue of these financial statements, the IASB and HKICPA issued certain amendments, new standards and interpretations which are not yet effective for the year ended 31 December 2017 and which have not been adopted in these financial statements except for IFRS/HKFRS 9 (2010), "Financial instruments" was early adopted by the Group on 1 January 2011. These include the following which may be relevant to the Group.

	Effective for accounting periods beginning on or after
IFRS/HKFRS 9 (2014), "Financial instruments"	1 January 2018
IFRS/HKFRS 15, "Revenue from contracts with customers"	1 January 2018
Amendments to IFRS/HKFRS 2, Share-based payment "Classification and measurement of share-based payment transactions"	1 January 2018
Amendments to IFRS/HKFRS 40, Investment property "Transfer of investment property"	1 January 2018
HK(IFRIC) 22, "Foreign currency transaction and advance consideration"	1 January 2018
Annual Improvements to IFRSs/HKFRSs 2014–2016 Cycle	1 January 2018
IFRS/HKFRS 16, "Leases"	1 January 2019
HK(IFRIC) 23, "Uncertainty over income tax treatments"	1 January 2019

The Group is required to adopt IFRS/HKFRS 9 (2014) and IFRS/HKFRS 15 from 1 January 2018 and the Group is currently finalising its assessment of the impact of these new standards will have on its consolidated financial statements upon adoption. In addition, it is in the process of making an assessment of what the impact of other amendments, new standards and interpretations is expected to be in the period of initial application. So far the Group has identified the following aspects of the new standards which may have impact on the consolidated financial statements. The actual impacts upon the initial adoption of the standards may differ as the assessment to date is based on the information currently available to the Group, and further impacts may be identified before the Group publishes its interim financial report for the six months ending 30 June 2018. The Group may also change its accounting policy elections, including the transition options, until the standards are initially applied in that financial report.

2. SUMMARY OF SIGNIFICANT ACCOUNTING POLICIES (Continued)

2.2 Basis of Preparation (Continued)

(c) New Accounting Standards and Amendments (Continued)

IFRS/HKFRS 15, “Revenue from contracts with customers”

IFRS/HKFRS 15 establishes a comprehensive framework for determining whether, how much and when revenue is recognised. It replaces existing revenue recognition guidance, including IAS/HKAS 18, “Revenue”, IAS/HKAS 11, “Construction contracts” and HK(IFRIC) 13, “Customer Loyalty Programs”.

Under IFRS/HKFRS 15, an entity is required to identify the performance obligations in the contract, determine the transaction price of the contract, allocate the transaction price to the performance obligations in the contract based on each performance obligation’s standalone price, and recognise revenue when the performance obligations are satisfied.

The Group has been assessing whether and how the new requirements will impact its accounting in different areas, including identification of the number and the nature of performance obligations for bundled sales transactions and sales incentive offers, determination of standalone price, price allocation method, contract modifications and cost capitalisation. Based on the assessment completed to date, with the exception of the accounting for contract costs which is further explained below, the Group expects that the new requirements will not result in material adjustments on the opening balances at 1 January 2018 as the Group’s current accounting policy is generally consistent with the new requirements in material respects.

Sales commission

IFRS/HKFRS 15 requires an entity to capitalise incremental costs of obtaining a contract with a customer – e.g. sales commissions, and amortise the capitalised costs on a systematic basis that is consistent with the pattern of transfer of the good or service to which the capitalised costs related.

This requirement will result in a change in the timing of expensing sales commission and similar costs incurred in obtaining contracts as under the Group’s current policy sales commissions are expensed when incurred. However, as allowed by IFRS/HKFRS 15, the Group will continue to expense the costs of obtaining contracts when incurred if the amortisation period of those costs would be one year or less.

IFRS/HKFRS 15 allows for two transition methods, namely the full retrospective method and the cumulative effect transition method with the cumulative effect from initial application recognised as an adjustment to the opening balance of retained earnings at the date of initial application. The Group plans to elect to use the cumulative effect transition method for the adoption of IFRS/HKFRS 15 and will recognise the cumulative effect of initial application as an adjustment to the opening balance of equity at 1 January 2018. As allowed by IFRS/HKFRS 15, the Group plans to apply the new requirements only to contracts that are not completed before 1 January 2018.

Notes to the Consolidated Financial Statements

(All amounts in RMB millions unless otherwise stated)

2. SUMMARY OF SIGNIFICANT ACCOUNTING POLICIES (Continued)

2.2 Basis of Preparation (Continued)

(c) New Accounting Standards and Amendments (Continued)

IFRS/HKFRS 15, “Revenue from contracts with customers” (Continued)

Sales commission (Continued)

Based on a preliminary assessment, upon the initial adoption of IFRS/HKFRS 15, this change in accounting policy will result in a recognition of contract asset of approximately RMB2 billion to RMB2.5 billion, with a corresponding after-tax increase to the opening balance of retained profits at 1 January 2018. The adoption will also result in additional disclosures around the nature and timing of the Group’s performance obligations, deferred revenue contract liabilities, deferred contract cost assets, as well as significant judgments and practical expedients used by the Group in applying the new revenue recognition model.

The Group has identified and is in the process of implementing changes to its systems and processes and internal control to meet the standard’s reporting and disclosure requirements.

IFRS/HKFRS 9 (2014), “Financial Instruments”

The Group has early adopted IFRS/HKFRS 9 (2010) in 2011 and will apply IFRS/HKFRS 9 (2014) on 1 January 2018. Compared with IFRS/HKFRS 9 (2010), IFRS/HKFRS 9 (2014) includes the new expected credit losses model for impairment of financial assets, the new general hedge accounting requirements and limited amendments to the classification and measurement of financial assets.

The new impairment model in IFRS/HKFRS 9 (2014) replaces the “incurred loss” model in IAS/HKAS 39 with an “expected credit loss” model. Under the expected credit loss model, it will no longer be necessary for a loss event to occur before an impairment loss is recognised. Instead, an entity is required to recognise and measure either a 12-month expected credit loss or a lifetime expected credit loss, depending on the asset and the facts and circumstances. However, lifetime expected credit loss measurement always applies for trade receivables and contract assets without a significant financing component. The Group expects that the application of the expected credit loss model will result in earlier recognition of credit losses.

IFRS/HKFRS 9 (2014) is effective for annual periods beginning on or after 1 January 2018 on a retrospective basis. The Group plans to use the exemption from restating comparative information and will recognise any transition adjustments against the opening balance of equity at 1 January 2018. Based on a preliminary assessment, if the Group were to adopt the new impairment requirements at 31 December 2017, credit loss allowance at that date would increase by approximately RMB1 billion, compared with that recognised under IAS/HKAS 39, with a corresponding after-tax decrease to the opening balance of retained profits at 1 January 2018.

The Group has identified and is in the process of implementing changes to its systems and processes and internal control to meet the standard’s reporting and disclosure requirements.

2. SUMMARY OF SIGNIFICANT ACCOUNTING POLICIES (Continued)

2.2 Basis of Preparation (Continued)

(c) New Accounting Standards and Amendments (Continued)

IFRS/HKFRS 16, “Leases”

As disclosed in Note 2.27, currently the Group classifies leases into finance leases and operating leases and accounts for the lease arrangements differently, depending on the classification of the lease. The Group enters into some leases as the lessor and others as the lessee.

IFRS/HKFRS 16 is not expected to impact significantly on the way that lessors account for their rights and obligations under a lease. However, once IFRS/HKFRS 16 is adopted, lessees will no longer distinguish between finance leases and operating leases. Instead, subject to practical expedients, lessees will account for all leases in a similar way to current finance lease accounting, i.e. at the commencement date of the lease the lessee will recognise and measure a lease liability at the present value of the minimum future lease payments and will recognise a corresponding “right-of-use” asset. After initial recognition of this asset and liability, the lessee will recognise interest expense accrued on the outstanding balance of the lease liability, and the depreciation of the right-of-use asset, instead of the current policy of recognising rental expenses incurred under operating leases on a systematic basis over the lease term. As a practical expedient, the lessee can elect not to apply this accounting model to short-term leases (i.e. where the lease term is 12 months or less) and to leases of low-value assets, in which case the rental expenses would continue to be recognised on a systematic basis over the lease term.

IFRS/HKFRS 16 will primarily affect the Group’s accounting as a lessee of leases for properties, plant and equipment which are currently classified as operating leases. The application of the new accounting model is expected to lead to an increase in both assets and liabilities and to impact on the timing of the expense recognition in the statement of profit or loss over the period of the lease. The Group will need to perform a more detailed analysis to determine the amounts of new assets and liabilities arising from operating lease commitments on adoption of IFRS/HKFRS 16, after taking into account the applicability of the practical expedient and adjusting for any leases entered into or terminated between now and the adoption of IFRS/HKFRS 16 and the effects of discounting.

2.3 Subsidiaries and Non-Controlling Interests

Subsidiaries are entities controlled by the Group. The Group controls an entity when it is exposed, or has rights to variable returns from its involvement with the entity and has the ability to affect those returns through its power over the entity. When assessing whether the Group has power, only substantive rights (held by the Group and other parties) are considered.

An investment in a subsidiary is consolidated into the consolidated financial statements from the date that control commences until the date that control ceases. Intra-group balances, transactions and cash flows and any unrealised profits arising from intra-group transactions are eliminated in full in preparing the consolidated financial statements. Unrealised losses resulting from intra-group transactions are eliminated in the same way as unrealised gains but only to the extent that there is no evidence of impairment.

Notes to the Consolidated Financial Statements

(All amounts in RMB millions unless otherwise stated)

2. SUMMARY OF SIGNIFICANT ACCOUNTING POLICIES (Continued)

2.3 Subsidiaries and Non-controlling Interests (Continued)

The Group adopted the purchase method of accounting to account for business combination of entities and businesses under common control before 2005. Under the purchase method of accounting in force at the date of the acquisition, the cost of an acquisition was measured at the fair value of the assets given, equity instruments issued and liabilities incurred or assumed at the date of exchange, plus costs directly attributable to the acquisition. Identifiable assets acquired and liabilities and contingent liabilities assumed were measured initially at their fair values at the acquisition date, irrespective of the extent of any non-controlling interest. The excess of the cost of acquisition over the fair value of the Group's share of the identifiable net assets acquired was recorded as goodwill. If the cost of acquisition was less than the fair value of the Group's share of the identifiable net assets of the subsidiary acquired, the difference was recognised directly in the statement of income.

Under HKFRSs, business combination of entity and business under common control of the Group after 2005 was accounted for using merger accounting in accordance with the Accounting Guideline 5 "Merger accounting for common control combinations" ("AG 5") issued by the HKICPA in 2005. Upon the adoption of IFRSs by the Group in 2008, the Group adopted the accounting policy to account for business combinations of entities and businesses under common control using the predecessor values method, which is consistent with HKFRSs.

Non-controlling interests represent the equity in a subsidiary not attributable directly or indirectly to the Company, and in respect of which the Group has not agreed any additional terms with the holders of those interests which would result in the Group as a whole having a contractual obligation in respect of those interests that meets the definition of a financial liability. For each business combination, the Group can elect to measure any non-controlling interests either at fair value or at the non-controlling interests' proportionate share of the subsidiary's net identifiable assets.

Non-controlling interests are presented in the consolidated statement of financial position within equity, separately from equity attributable to the equity shareholders of the Company. Non-controlling interests in the results of the Group are presented on the face of the consolidated statement of income and the consolidated statement of comprehensive income as an allocation of the total profit or loss and total comprehensive income for the year between non-controlling interests and the equity shareholders of the Company. Loans from holders of non-controlling interests and other contractual obligations towards these holders are presented as financial liabilities in the consolidated statement of financial position in accordance with Note 2.19 depending on the nature of the liability.

Changes in the Group's interests in a subsidiary that do not result in a loss of control are accounted for as equity transactions, whereby adjustments are made to the amounts of controlling and non-controlling interests within consolidated equity to reflect the change in relative interests, but no adjustments are made to goodwill and no gain or loss is recognised.

When the Group loses control of a subsidiary, it is accounted for as a disposal of the entire interest in that subsidiary, with a resulting gain or loss being recognised in profit or loss. Any interest retained in that former subsidiary at the date when control is lost is recognised at fair value and this amount is regarded as the fair value on initial recognition of a financial asset (see Note 2.11) or, when appropriate, the cost on initial recognition of an investment in an associate or joint venture (see Note 2.4).

In the Company's statement of financial position, an investment in a subsidiary is stated at cost less impairment losses (see Note 2.12), unless the investment is classified as held for sale (or included in a disposal group that is classified as held for sale).

2. SUMMARY OF SIGNIFICANT ACCOUNTING POLICIES (Continued)

2.4 Associates and Joint Ventures

An associate is an entity in which the Group has significant influence, but not control or joint control, over its management, including participation in the financial and operating policy decisions.

A joint venture is an arrangement whereby the Group and other parties contractually agree to share control of the arrangement, and have rights to the net assets of the arrangement.

An investment in an associate or a joint venture is accounted for in the consolidated financial statements under the equity method, unless it is classified as held for sale (or included in a disposal group that is classified as held for sale). Under the equity method, the investment is initially recorded at cost, adjusted for any excess of the Group's share of the acquisition-date fair values of the investee's identifiable net assets over the cost of the investment (if any). Thereafter, the investment is adjusted for the post acquisition change in the Group's share of the investee's net assets and any impairment loss relating to the investment. The Group's share of the post-acquisition post-tax results of the investees and any impairment losses for the year are recognised in the consolidated statement of income, whereas the Group's share of the post-acquisition post-tax items of the investees' other comprehensive income is recognised as other comprehensive income in the consolidated statement of comprehensive income.

When the Group's share of losses exceeds its interest in the associate or the joint venture, the Group's interest is reduced to nil and recognition of further losses is discontinued except to the extent that the Group has incurred legal or constructive obligations or made payments on behalf of the investee. For this purpose, the Group's interest is the carrying amount of the investment under the equity method together with the Group's long-term interests that in substance form part of the Group's net investment in the associate or the joint venture.

Unrealised profits and losses resulting from transactions between the Group and its associates and joint venture are eliminated to the extent of the Group's interest in the investee, except where unrealised losses provide evidence of an impairment of the asset transferred, in which case they are recognised immediately in profit or loss.

If an investment in an associate becomes an investment in a joint venture or vice versa, retained interest is not remeasured. Instead, the investment continues to be accounted for under the equity method.

In all other cases, when the Group ceases to have significant influence over an associate or joint control over a joint venture, it is accounted for as a disposal of the entire interest in that investee, with a resulting gain or loss being recognised in profit or loss. Any interest retained in that former investee at the date when significant influence or joint control is lost is recognised at fair value and this amount is regarded as the fair value on initial recognition of a financial asset.

Notes to the Consolidated Financial Statements

(All amounts in RMB millions unless otherwise stated)

2. SUMMARY OF SIGNIFICANT ACCOUNTING POLICIES (Continued)

2.5 Segment Reporting

Operating segments are reported in a manner consistent with the internal reporting provided to the Chief Operating Decision-Maker (“CODM”). The CODM, who is responsible for allocating resources and assessing performance of the operating segments regularly, has been identified as the Executive Directors of the Company that makes strategic decisions.

2.6 Foreign Currency Translation

(a) Functional and presentation currency

Items included in the financial statements of each of the Group’s entities are measured using the currency of the primary economic environment in which the entities operate (“the functional currency”). The consolidated financial statements are presented in RMB, which is the Company’s functional and presentation currency.

(b) Transactions and balances

Foreign currency transactions are translated into the functional currency using the exchange rates prevailing at the dates of the transactions or valuation where items are re-measured. Foreign exchange gains and losses resulting from the settlement of such transactions and from the translation at year-end exchange rates of monetary assets and liabilities denominated in foreign currencies are recognised in the statement of income.

(c) Group companies

The results and financial position of all the Group entities (none of which has the currency of a hyperinflationary economy) that have a functional currency different from the presentation currency are translated into the presentation currency as follows:

- Assets and liabilities for each statement of financial position presented are translated at the closing rate at the statement of financial position date;
- Income and expenses for each statement of income are translated at average exchange rates (unless this average is not a reasonable approximation of the cumulative effect of the rates prevailing on the transaction dates, in which case income and expenses are translated at the dates of the transactions); and
- All resulting exchange differences are recognised in other comprehensive income and as a separate component of equity into other reserve.

On consolidation, exchange differences arising from the translation of the net investment in foreign operations, and of borrowings and other currency instruments designated as hedges of such investments, are taken to shareholders’ equity. When a foreign operation is sold, such exchange differences are recognised in the statement of income as part of the gain or loss on disposal.

2. SUMMARY OF SIGNIFICANT ACCOUNTING POLICIES (Continued)

2.7 Property, Plant and Equipment

(a) Construction-in-progress

Construction-in-progress ("CIP") represents buildings, plant and equipment under construction and pending installation, and is stated at cost less accumulated impairment losses. Costs include construction and acquisition costs, and interest charges arising from borrowings used to finance the assets during the construction period. No provision for depreciation is made on CIP until such time as the assets are completed and ready for its intended use. When the asset being constructed becomes available for use, the CIP is transferred to the appropriate category of assets.

(b) Property, plant and equipment

Property, plant and equipment held by the Group are stated at cost less accumulated depreciation and accumulated impairment losses, and are depreciated over their expected useful lives.

Property, plant and equipment comprise buildings, telecommunications equipment, leasehold improvements, office furniture, fixtures, motor vehicles and other equipment. The cost of an asset, except for those acquired in exchange for a non-monetary asset or assets, comprises its purchase price and any directly attributable costs of bringing the asset to its working condition and location for its intended use.

If an item of property, plant and equipment is acquired in exchange for another item of property, plant and equipment, the cost of such an item of property, plant and equipment is measured at fair value unless (i) the exchange transactions lacks commercial substance or (ii) the fair value of neither the asset received nor the asset given up is reliably measurable. If the acquired item is not measured at fair value, its cost is measured at the carrying amount of the asset given up.

Subsequent costs are included in the asset's carrying amount or recognised as a separate asset, as appropriate, only when it is probable at the time the costs are incurred that future economic benefits associated with the item will flow to the Group, and the cost of the item can be measured reliably. The carrying amount of the replaced part is derecognised. All other repairs and maintenance are charged to the statement of income during the financial period in which they are incurred.

Notes to the Consolidated Financial Statements

(All amounts in RMB millions unless otherwise stated)

2. SUMMARY OF SIGNIFICANT ACCOUNTING POLICIES (Continued)

2.7 Property, Plant and Equipment (Continued)

(c) Depreciation

Depreciation on property, plant and equipment is calculated using the straight-line method to allocate their costs less their residual values over their estimated useful lives, as follows:

	Depreciable life	Residual rate
Buildings	10–30 years	3–5%
Telecommunications equipment	5–10 years	3–5%
Office furniture, fixtures, motor vehicles and other equipment	5–10 years	3–5%

Leasehold improvements are depreciated over the shorter of their estimated useful lives and the lease periods.

The assets' residual values and useful lives are reviewed, and adjusted if appropriate, at each statement of financial position date.

An asset's carrying amount is written down immediately to its recoverable amount if the asset's carrying amount is greater than its estimated recoverable amount (Note 2.12).

(d) Gain or loss on disposal of property, plant or equipment

Gains or losses on disposal of property, plant or equipment are determined by comparing the net sales proceeds with the carrying amounts, and are recognised in the statement of income.

2.8 Goodwill

Goodwill represents the excess of the cost of an acquisition over the fair value of the Group's share of the net identifiable assets of the acquired subsidiaries at the date of acquisition before the adoption of IFRS/HKFRS 3 (Revised). Goodwill is tested at least annually for impairment and carried at cost less accumulated impairment losses. Impairment losses on goodwill are not reversed. Gain or loss on the disposal of an entity includes the carrying amount of goodwill relating to the entity sold.

Goodwill is allocated to cash-generating units for the purpose of impairment testing. The allocation is made to those cash-generating units or groups of cash-generating units that are expected to benefit from the synergies of business combination in which the goodwill arose.

2.9 Lease Prepayments

Lease prepayments represent payments for land use rights. Lease prepayments for land use rights are stated at cost initially and expensed on a straight-line basis over the lease period.

2. SUMMARY OF SIGNIFICANT ACCOUNTING POLICIES (Continued)

2.10 Other Assets

Other assets mainly represent (i) computer software; (ii) prepaid rental for premises, leased lines and electricity cables and (iii) capitalised direct incremental costs for activating broadband and Internet Protocol Television (“IPTV”) subscribers.

- (i) Acquired computer software licences are capitalised on the basis of the costs incurred to acquire and bring to use the specific software. These costs are amortised over their estimated useful lives on a straight-line basis.
- (ii) Long-term prepaid rental for premises, leased lines and electricity cables are amortised using a straight-line method over the lease period.
- (iii) Capitalised direct incremental costs for activating broadband and IPTV subscribers mainly include the costs of installing broadband and IPTV terminals at customer’s homes for the provision of broadband and IPTV services. Such costs are amortised over the expected service period.

2.11 Financial Assets

The Group classifies its financial assets into two measurement categories: those measured at amortised cost and those measured at fair value. The determination is made at initial recognition and the classification depends on the entity’s business model for managing its financial instruments and the contractual cash flow characteristics of the instrument.

Financial assets measured at amortised cost

Investments are classified under this category if they satisfy both of the following conditions:

- The assets are held within a business model whose objective is to hold assets in order to collect contractual cash flows for managing liquidity and generating income on the investments, but not for the purpose of realising fair value gains; and
- The contractual terms of the financial assets give rise on specified dates to cash flows that are solely payments of principal and interest on the principal amount outstanding, with interest being the consideration for the time value of money and for the credit risk associated with the principal amount outstanding during a particular period of time.

Bank deposits, accounts receivable and other deposits are also classified under this category.

Financial assets under this category are carried at amortised cost using effective interest method less provision for impairment. Gains and losses arising from disposal, being the differences between the net sales proceeds and the carrying values, are recognised in the statement of income. Interest income is recognised in the statement of income using the effective interest method and disclosed as interest income.

Notes to the Consolidated Financial Statements

(All amounts in RMB millions unless otherwise stated)

2. SUMMARY OF SIGNIFICANT ACCOUNTING POLICIES (Continued)

2.11 Financial Assets (Continued)

Financial assets measured at fair value

Investments and other financial assets are classified under this category if they do not meet the conditions to be measured at amortised cost.

Financial assets under this category are equity investments carried at fair value. Gains and losses arising from changes in fair value are included in the statement of income or the statement of comprehensive income in cases where an irrevocable election is made by the Group to recognise changes in fair value of an equity investment measured at fair value through the statement of income or the statement of comprehensive income, in the period in which they arise. Upon disposal of the investments, the differences between the net sale proceeds and the carrying values are included in the statement of income or the statement of comprehensive income. Dividend income is recognised when the right to receive a dividend is established and is disclosed separately as dividend income.

Purchases and sales of financial assets are recognised on the trade date. Financial assets are derecognised when the rights to receive cash flows from the assets have expired or the Group has transferred substantially all the risks and rewards of ownership of the assets.

2.12 Impairment of Non-Financial Assets

Assets that have an indefinite useful life or are not yet available for use are not subject to amortisation and are tested for impairment at each statement of financial position date. Assets are reviewed for impairment whenever events or changes in circumstances indicate that the carrying amount may not be recoverable. An impairment loss is recognised for the amount by which the asset's carrying amount exceeds its recoverable amount. The recoverable amount is the higher of (i) an asset's fair value less costs to sell and (ii) value in use. For the purposes of assessing impairment, assets are grouped at the lowest levels for which there are separately identifiable cash flows (cash-generating units). Assets other than goodwill that impairment losses were previously recognised are reviewed for possible reversal of the impairment at each reporting date.

2.13 Impairment of Financial Assets Carried at Amortised Costs

The Group assesses at the end of each reporting period whether there is objective evidence that a financial asset or group of financial assets measured at amortised cost is impaired. A financial asset or a group of financial assets is impaired and impairment losses are incurred only if there is objective evidence of impairment as a result of one or more events that occurred after the initial recognition of the asset (a "loss event") and that loss event (or events) has an impact on the estimated future cash flows of the financial asset or group of financial assets that can be reliably estimated.

2.14 Inventories and Consumables

Inventories, which primarily comprise handsets, SIM/USIM cards and accessories, are stated at the lower of cost and net realisable value. Cost is based on the first-in-first-out method and comprises all costs of purchase and other costs incurred in bringing the inventories to their present location and condition. Net realisable value for all the inventories is determined on the basis of anticipated sales proceeds less estimated selling expenses.

Consumables consist of materials and supplies used in maintaining the Group's telecommunications networks and are charged to the statement of income when brought into use. Consumables are stated at cost less any provision for obsolescence.

2. SUMMARY OF SIGNIFICANT ACCOUNTING POLICIES (Continued)

2.15 Accounts Receivable and Other Receivables

Accounts receivable and other receivables are recognised initially at fair value and subsequently measured at amortised cost using the effective interest method, less allowance for doubtful debts (see Note 2.13), except where the effect of discounting would be immaterial. In such cases, the receivables are stated at cost less allowance for doubtful debts.

Accounts receivable are amounts due from customers for services performed in the ordinary course of business. Other receivables are amounts due from the sales of mobile handsets and other operating activities. If collection of accounts receivable and other receivables is expected in one year or less (or in the normal operating cycle of the business if longer), they are classified as current assets. If not, they are presented as non-current assets.

2.16 Short-term Bank Deposits

Short-term bank deposits are cash invested in fixed-term deposits with original maturities ranging from more than 3 months to 1 year.

2.17 Cash and Cash Equivalents

Cash and cash equivalents include cash in hand, deposits held at call with banks and other short-term highly liquid investments with original maturities of 3 months or less.

2.18 Deferred Revenue and Advances from Customers

(a) Deferred revenue

(i) Government grants

Government grants are recognised in the statement of financial position initially when there is reasonable assurance that they will be received and that the Group will comply with the conditions attaching to them. Grants that compensate the Group for expenses incurred are recognised as income in profit or loss on a systematic basis in the same period in which the expenses are incurred. Grants that compensate the Group for the cost of an asset are recognised as deferred income consequently are effectively recognised in profit or loss over the useful life of the asset as other income.

(ii) Subscriber points reward program

The fair value of providing telecommunications services and the subscriber points reward is allocated based on their relative fair values. The allocated portion of fair value for the subscriber points reward is recorded as deferred revenue when the rewards are granted and recognised as revenue when the points are redeemed or expired.

(b) Advances from customers

Advances from customers are mainly amounts paid by customers for prepaid cards, other calling cards and prepaid service fees, which cover future telecommunications services. Advances from customers are stated at the amount of proceeds received less the amount already recognised as revenue upon the rendering of services.

Notes to the Consolidated Financial Statements

(All amounts in RMB millions unless otherwise stated)

2. SUMMARY OF SIGNIFICANT ACCOUNTING POLICIES (Continued)

2.19 Borrowings

Borrowings are recognised initially at fair value, net of transaction costs incurred. Borrowings are subsequently stated at amortised cost, any difference between the proceeds (net of transaction costs) and the redemption value is recognised in the statement of income over the period of the borrowings using the effective interest method.

Borrowings are classified as current liabilities unless the Group has an unconditional right to defer settlement of the liability for at least 12 months after the statement of financial position date.

2.20 Share Capital

Ordinary shares are classified as equity.

Incremental costs directly attributable to the issuance of new shares or options are shown in equity as a deduction, net of tax, from the proceeds.

Where any group company purchases the Company's equity share capital (treasury shares), the consideration paid, including any directly attributable incremental costs (net of tax) is deducted from equity attributable to equity shareholders of the Company and no gain or loss shall be recognised in the statement of income.

2.21 Employee Benefits

(a) Retirement benefits

The Group participates in defined contribution pension schemes. For defined contribution plans, the Group pays contributions to publicly or privately administered pension insurance plans on a mandatory, contractual or voluntary basis. The contributions are recognised as employee benefit expenses when they are due. Prepaid contributions are recognised as an asset to the extent that a reduction in the future payments is available.

(b) Medical insurance

The Group's contributions to basic and supplementary medical insurances are expensed as incurred. The Group has no further payment obligations once the contributions have been paid.

(c) Housing benefits

One-off cash housing subsidies paid to PRC employees are charged to the statement of income in the year in which it is determined that the payment of such subsidies is probable and the amounts can be reasonably estimated.

The Group's contributions to the housing fund, special monetary housing benefits and other housing benefits are expensed as incurred. The Group has no further payment obligations once the contributions have been paid.

2. SUMMARY OF SIGNIFICANT ACCOUNTING POLICIES (Continued)

2.21 Employee Benefits (Continued)

(d) Supplementary benefits

In addition to participating in local governmental defined contribution social insurance, subsidiaries of the Group also provide other post retirement supplementary benefits to their employees, including supplementary pension allowance, reimbursement of medical expenses and supplementary medical insurance. These post retirement supplementary benefits are accounted as defined benefit plan. The present value of the defined benefit obligation is included in non-current other obligations and salary and welfare payables (current portion). The liability is remeasured with sufficient regularity and the movement of the remeasurement is recognised in other comprehensive income, which is not allowed to reverse to profit and loss in subsequent period. As at 31 December 2017, the amount of the liability was RMB68 million (2016: RMB75 million).

(e) Share-based compensation costs

The Group operates an equity-settled, share-based compensation plan. The fair value of the employee services received in exchange for the grant of the share options is recognised as an expense. The total amount to be expensed over the vesting period is determined by reference to the fair value of the share options granted at the grant date excluding the impact of any non-market vesting conditions (for example, revenue and profit targets) and is not subsequently remeasured. However, non-market vesting conditions are considered in determining the number of options that are expected to vest. At each statement of financial position date, the Group revises its estimates of the number of share options that are expected to vest. The Group recognises the impact of the revision of original estimates, if any, in the statement of income of the period in which the revision occurs, with a corresponding adjustment to equity.

The equity amount is recognised in the employee share-based compensation reserve until either the option is exercised (when it is included in the amount recognised in share capital for the shares issued) or the option expires (when it is released directly to retained profits).

2.22 Accounts Payable

Accounts payable are obligations to pay for goods or services that have been acquired in the ordinary course of business from suppliers. Accounts payable are classified as current liabilities if payment is due within one year or less (or in the normal operating cycle of the business if longer). If not, they are presented as non-current liabilities.

Accounts payable are recognised initially at fair value and subsequently measured at amortised cost using the effective interest method.

2.23 Provisions

Provisions are recognised when the Group has present legal or constructive obligations as a result of past events, it is probable that an outflow of resources will be required to settle the obligation, and the amount has been reliably estimated. Where there are a number of similar obligations, the likelihood that an outflow will be required in settlement is determined by considering the class of obligations as a whole. A provision is recognised even if the likelihood of an outflow with respect to any one item included in the same class of obligations may be small.

Provisions are measured at the present value of the pre-tax amount of expenditures expected to be required to settle the obligation that reflects current market assessments of the time value of money and the risks specific to the obligation. The increase in the provision due to passage of time is recognised as interest expense.

Notes to the Consolidated Financial Statements

(All amounts in RMB millions unless otherwise stated)

2. SUMMARY OF SIGNIFICANT ACCOUNTING POLICIES (Continued)

2.24 Revenue Recognition

Revenue comprises the fair value of the consideration received or receivable for the services and sales of goods or telecommunications products in the ordinary course of the Group's activities.

The Group recognises revenue when the amount of revenue can be reliably measured, it is probable that future economic benefits will flow to the entity and specific criteria have been met for each of the Group's activities as described below. The Group bases its estimates on historical results, taking into consideration of the type of customer, the type of transaction and the specifics of each arrangement.

Sales of services and goods

- Voice usage and monthly fees are recognised when the services are rendered;
- Revenue from the provision of broadband and mobile data services are recognised when the services are provided to customers;
- Data and internet application service revenue, which mainly represent revenue from the provision of data storage and application, information communications technology and other internet related services, are recognised when services are rendered;
- Other value-added services revenue, which mainly represents revenue from the provision of services such as short message, cool ringtone, personalised ring, caller number display and secretarial services to subscribers etc., are recognised when services are rendered;
- Interconnection fees represent revenue received or receivable from other domestic and foreign telecommunications operators for the use of the Group's telecommunications network, is recognised when service is rendered;
- Revenue from leased lines and associated services, which mainly represent income from offering lines and customer-end equipment to customers for usage and related services, are recognised on a straight-line basis over the respective lease and service period;
- Standalone sales of telecommunications products, which mainly represent handsets and accessories, are recognised when title has been passed to the buyers;
- The Group offers preferential packages to the customers which include the bundle sale of mobile handset and provision of service. The total contract consideration of such preferential packages is allocated to service revenue and sales of handsets based on their relative fair values. Revenue relating to the sale of the handset is recognised when the title is passed to the customer whereas service revenue is recognised based upon the actual usage of the telecommunications service. The cost of the mobile handset is expensed immediately to the statement of income upon revenue recognition.

2.25 Interest income

Interest income from deposits in banks or other financial institutions is recognised on a time proportion basis, using the effective interest method.

2.26 Dividend income

Dividend income is recognised when the right to receive payment is established.

2. SUMMARY OF SIGNIFICANT ACCOUNTING POLICIES (Continued)

2.27 Leases (as the lessee)

(a) Operating lease

Leases in which a significant portion of the risks and rewards of ownership are retained by the lessor are classified as operating leases. Payments made under operating leases (net of any incentives received from the lessor), including long-term prepayment for land use rights, are expensed in the statement of income on a straight-line basis over the period of the lease.

(b) Finance lease

Leases of assets where the Group has substantially all the risks and rewards of ownership are classified as finance leases. Finance leases are capitalised at the commencement of the lease at the lower of the fair value of the leased assets and the present value of the minimum lease payments. The corresponding liabilities, net of finance charges, are recorded as obligations under finance leases. The interest element implicit in the lease payment is recognised in the statement of income over the lease period so as to produce a constant periodic rate of interest on the remaining balance of the liability for each period.

(c) Sale and leaseback

Under certain circumstances, the Group may enter into sale and leaseback arrangements whereby it sells certain assets and leases back a portion of those assets. The Group reviews the substance of each of these transactions to determine whether the leaseback is a finance lease or an operating lease. Where it is determined that the leaseback is an operating lease and (i) the Group does not maintain or maintains only minor continuing involvement in these assets, other than the required lease payments and (ii) these transactions are established at fair value, the gain or loss on sale is recognised in the statement of income immediately subject to any elimination of such gain or loss in accordance with Note 2.4 above. Any gain or loss on a sale and finance leaseback transaction is deferred and amortised over the term of the lease.

2.28 Borrowing Costs

Borrowing costs are expensed as incurred, except for interest directly attributable to the acquisition, construction or production of an asset that necessarily takes a substantial period of time to get ready for its intended use, in which case they are capitalised as part of the cost of that asset. Capitalisation of borrowing costs commences when expenditures for the asset and borrowing costs are being incurred and the activities to prepare the asset for its intended use are in progress. Borrowing costs are capitalised up to the date when the project is completed and ready for its intended use.

To the extent that funds are borrowed specifically for the purpose of obtaining a qualifying asset, the amount of borrowing costs eligible for capitalisation is determined at the actual borrowing costs incurred on that borrowing during the period less any investment income on the temporary investment of those borrowings.

To the extent that funds are borrowed generally and used for the purpose of obtaining a qualifying asset, the amount of borrowing costs eligible for capitalisation is determined by applying a capitalisation rate to the expenditures on that asset. The capitalisation rate is the weighted average of the borrowing costs applicable to the borrowings of the Group that are outstanding during the period, other than borrowings made specifically for the purpose of obtaining a qualifying asset. The amount of borrowing costs capitalised during a period should not exceed the amount of borrowing cost incurred during that period. Other borrowing costs are recognised as expenses when incurred.

Notes to the Consolidated Financial Statements

(All amounts in RMB millions unless otherwise stated)

2. SUMMARY OF SIGNIFICANT ACCOUNTING POLICIES (Continued)

2.29 Taxation

(a) Current income tax

The current income tax charge is calculated on the basis of the tax laws enacted or substantially enacted at the statement of financial position date in the countries where the Company and its subsidiaries operate and generate taxable income. Management periodically evaluates positions taken in tax returns with respect to situations in which applicable tax regulation is subject to interpretation and establishes provisions where appropriate on the basis of the amount expected to be paid to the tax authorities.

(b) Deferred income tax

Deferred tax assets and liabilities arise from deductible and taxable temporary differences respectively, being the differences between the carrying amounts of assets and liabilities for financial reporting purposes and their tax bases. Deferred tax assets also arise from unused tax losses and unused tax credits.

Apart from certain limited exceptions, all deferred tax liabilities, and all deferred tax assets to the extent that it is probable that future taxable profits will be available against which the asset can be utilised, are recognised. Future taxable profits that may support the recognition of deferred tax assets arising from deductible temporary differences include those that will arise from the reversal of existing taxable temporary differences, provided those differences relate to the same taxation authority and the same taxable entity, and are expected to reverse either in the same period as the expected reversal of the deductible temporary difference or in periods into which a tax loss arising from the deferred tax asset can be carried back or forward. The same criteria are adopted when determining whether existing taxable temporary differences support the recognition of deferred tax assets arising from unused tax losses and credits, that is, those differences are taken into account if they relate to the same taxation authority and the same taxable entity, and are expected to reverse in a period, or periods, in which the tax loss or credit can be utilised.

The limited exceptions to recognition of deferred tax assets and liabilities are those temporary differences arising from goodwill not deductible for tax purposes, the initial recognition of assets or liabilities that affect neither accounting nor taxable profit (provided they are not part of a business combination), and temporary differences relating to investments in subsidiaries to the extent that, in the case of taxable differences, the Group controls the timing of the reversal and it is probable that the differences will not reverse in the foreseeable future, or in the case of deductible differences, unless it is probable that they will reverse in the future.

The carrying amount of a deferred tax asset is reviewed at the end of each reporting period and is reduced to the extent that it is no longer probable that sufficient taxable profits will be available to allow the related tax benefit to be utilised. Any such reduction is reversed to the extent that it becomes probable that sufficient taxable profits will be available.

2.30 Dividend Distribution

Dividend distribution to the Company's shareholders is recognised as a liability in the Company's financial statements in the period in which the dividends are approved by the Company's shareholders.

2. SUMMARY OF SIGNIFICANT ACCOUNTING POLICIES (Continued)

2.31 Contingent Liabilities and Contingent Assets

A contingent liability is a possible obligation that arises from past events and whose existence will only be confirmed by the occurrence or non-occurrence of one or more uncertain future events not wholly within the control of the Group. It can also be a present obligation arising from past events that is not recognised because it is not probable that outflow of economic resources will be required or the amount of obligation cannot be measured reliably.

A contingent liability is not recognised but is disclosed in the notes to the financial statements. When a change in the probability of an outflow of economic resources occurs so that outflow is probable, the liability will then be recognised as a provision.

A contingent asset is a possible asset that arises from past events and whose existence will be confirmed only by the occurrence or non-occurrence of one or more uncertain future events not wholly within the control of the Group.

A contingent asset is not recognised but is disclosed in the notes to the financial statements when an inflow of economic benefits is probable. When an inflow is virtually certain, an asset is recognised.

2.32 Earnings per Share

Basic earnings per share is computed by dividing the profit attributable to equity shareholders of the Company by the weighted average number of ordinary shares outstanding during the year.

Diluted earnings per share is computed by dividing the profit attributable to equity shareholders of the Company by the weighted average number of ordinary shares outstanding during the year, after adjusting for the effects of the dilutive potential ordinary shares.

2.33 Related parties

- (a) A person, or a close member of that person's family, is related to the Group if that person:
- (i) has control or joint control over the Group;
 - (ii) has significant influence over the Group; or
 - (iii) is a member of the key management personnel of the Group or the Group's parent.

Notes to the Consolidated Financial Statements

(All amounts in RMB millions unless otherwise stated)

2. SUMMARY OF SIGNIFICANT ACCOUNTING POLICIES (Continued)

2.33 Related parties (Continued)

- (b) An entity is related to the Group if any of the following conditions applies:
- (i) The entity and the Group are members of the same group (which means that each parent, subsidiary and fellow subsidiary is related to the others);
 - (ii) One entity is an associate or joint venture of the other entity (or an associate or joint venture of a member of a group of which the other entity is a member);
 - (iii) Both entities are joint ventures of the same third party;
 - (iv) One entity is a joint venture of a third entity and the other entity is an associate of the third entity;
 - (v) The entity is a post-employment benefit plan for the benefit of employees of either the Group or an entity related to the Group;
 - (vi) The entity is controlled or jointly controlled by a person identified in (a); or
 - (vii) A person identified in (a)(i) has significant influence over the entity or is a member of the key management personnel of the entity (or of a parent of the entity).

Close members of the family of a person are those family members who may be expected to influence, or be influenced by, that person in their dealings with the entity.

3. FINANCIAL RISK MANAGEMENT AND FAIR VALUES OF FINANCIAL INSTRUMENTS

3.1 Financial risk factors

The Group's operating activities expose it to a variety of financial risks: market risk (including foreign currency risk, price risk, cash flow and fair value interest rate risk), credit risk and liquidity risk. The Group's overall risk management program focuses on the unpredictability of financial markets and seeks to minimise potential adverse effects on the Group's financial performance.

Financial risk management is carried out by the Group's fund management center at its headquarter, following the overall direction determined by the Executive Directors of the Company. The Group's fund management center at its headquarter identifies and evaluates financial risks in close co-operation with the Group's operating units.

(a) **Market risk**

(i) **Foreign exchange risk**

The Group's major operational activities are carried out in Mainland China and a majority of the transactions are denominated in RMB. The Group is exposed to foreign exchange risk arising from various currency exposures, primarily with respect to US dollars, HK dollars and Euro. Exchange risk mainly exists with respect to the repayment of indebtedness to foreign lenders and payables to equipment suppliers and contractors.

The Group's fund management center at its headquarter is responsible for monitoring the amount of monetary assets and liabilities denominated in foreign currencies. From time to time, the Group may consider entering into forward exchange contracts or currency swap contracts to mitigate the foreign exchange risk. During the years of 2017 and 2016, the Group had not entered into any forward exchange contracts or currency swap contracts.

3. FINANCIAL RISK MANAGEMENT AND FAIR VALUES OF FINANCIAL INSTRUMENTS (Continued)

3.1 Financial risk factors (Continued)

(a) Market risk (Continued)

(i) Foreign exchange risk (Continued)

The following table details the Group's exposure at the end of the reporting period to currency risk arising from recognised assets or liabilities denominated in a currency other than the functional currency of the entity to which they relate and have been translated to RMB at the applicable rates quoted by the People's Bank of China as at 31 December 2017 and 2016.

	Original currency millions	2017 Exchange rate	RMB equivalent millions	Original currency millions	2016 Exchange rate	RMB equivalent millions
Cash and cash equivalents:						
– denominated in HK dollars	508	0.84	425	410	0.89	367
– denominated in US dollars	150	6.53	980	271	6.94	1,879
– denominated in Euro	12	7.80	95	13	7.31	96
– denominated in Japanese Yen	17	0.06	1	218	0.06	13
– denominated in SGD	–	4.88	1	1	4.80	7
– denominated in GBP	1	8.78	10	1	8.51	6
Sub-total			1,512			2,368
Accounts receivable:						
– denominated in US dollars	229	6.53	1,496	195	6.94	1,355
– denominated in Euro	2	7.80	16	1	7.31	6
Sub-total			1,512			1,361
Financial assets at fair value through other comprehensive income:						
– denominated in Euro	522	7.80	4,070	566	7.31	4,138
Total			7,094			7,867
Borrowings:						
– denominated in US dollars	43	6.53	278	46	6.94	321
– denominated in Euro	9	7.80	72	12	7.31	89
– denominated in HK dollars	520	0.84	435	–	0.89	–
Sub-total			785			410
Accounts payable:						
– denominated in US dollars	58	6.53	379	60	6.94	416
– denominated in Euro	2	7.80	16	3	7.31	20
Sub-total			395			436
Total			1,180			846

Notes to the Consolidated Financial Statements

(All amounts in RMB millions unless otherwise stated)

3. FINANCIAL RISK MANAGEMENT AND FAIR VALUES OF FINANCIAL INSTRUMENTS (Continued)

3.1 Financial risk factors (Continued)

(a) Market risk (Continued)

(i) Foreign exchange risk (Continued)

The Group did not have and does not believe it will have any difficulties in exchanging its foreign currency cash into RMB at the exchange rates quoted by the People's Bank of China.

As at 31 December 2017, if the RMB had strengthened/weakened by 10% against foreign currencies, primarily with respect to US dollars, HK dollars, Euro, Japanese Yen, SGD and GBP, while all other variables are held constant, the effect on profit after tax would be approximately RMB138 million (2016: approximately RMB216 million) for cash and cash equivalents, borrowings and obligations under finance lease included in other obligations denominated in foreign currencies, and the effect on other comprehensive income would be approximately RMB407 million (2016: approximately RMB414 million) for financial assets denominated in foreign currency, which were recorded in fair value through other comprehensive income.

(ii) Price risk

The Group is exposed to equity securities price risk because investments held by the Group are classified in the consolidated statement of financial position as financial assets at fair value through other comprehensive income.

The financial assets at fair value through other comprehensive income comprise primarily equity securities of Telefónica S.A. ("Telefónica"). As at 31 December 2017, if the share price of Telefónica had increased/decreased by 10%, while the exchange rate of RMB against Euro is held constant, the effect on other comprehensive income, would be approximately RMB407 million (2016: approximately RMB414 million).

(iii) Cash flow and fair value interest rate risk

The Group's interest-bearing assets are mainly represented by bank deposits. Management does not expect the changes in market deposit interest rates will have significant impact on the financial statements as the deposits are all short-term in nature and the interest involved will not be significant.

The Group's interest rate risk mainly arises from interest-bearing borrowings including bank loans, commercial papers, promissory notes, corporate bonds and related parties loans. Borrowings issued at floating rates expose the Group to cash flow interest rate risk. Borrowings issued at fixed rates expose the Group to fair value interest rate risk upon renewal. The Group determines the amount of its fixed rate or floating rate borrowings depending on the prevailing market conditions. During 2017 and 2016, the Group's borrowings were mainly at fixed rates and were mainly denominated in RMB.

Increases in interest rates will increase the cost of new borrowing and the interest expense with respect to the Group's outstanding floating rate borrowings, and therefore could have a material adverse effect on the Group's financial position. Management continuously monitors the interest rate position of the Group and makes decisions with reference to the latest market conditions. From time to time, the Group may enter into interest rate swap agreements to mitigate its exposure to interest rate risks in connection with the floating rate borrowings, although the Group did not consider it was necessary to do so in 2017 and 2016.

3. FINANCIAL RISK MANAGEMENT AND FAIR VALUES OF FINANCIAL INSTRUMENTS (Continued)

3.1 Financial risk factors (Continued)

(a) Market risk (Continued)

(iii) Cash flow and fair value interest rate risk (Continued)

As at 31 December 2017, the Group had approximately RMB33,310 million (2016: approximately RMB112,997 million) of floating rate borrowings and short-term fixed rate borrowings and approximately RMB40,516 million (2016: approximately RMB62,257 million) of long-term fixed rate borrowings.

For the year ended 31 December 2017, if interest rates on the floating rate borrowings and short-term fixed rate borrowings had increased/decreased 50 basic points while all other variables are held constant, the effect on profit after tax is approximately RMB125 million (2016: approximately RMB424 million).

(b) Credit risk

Credit risk is managed on a group basis. Credit risk arises from cash and cash equivalents and short-term bank deposits with banks, as well as credit exposures to corporate customers, individual subscribers, related parties and other operators.

To limit exposure to credit risk relating to cash and cash equivalents and short-term bank deposits, the Group primarily places cash and cash equivalents and short-term bank deposits only with large state-owned financial institutions in the PRC and other banks with acceptable credit ratings. Therefore, the Group expects that there is no significant credit risk and does not expect that there will be any significant losses from non-performance by these counterparties.

In addition, the Group has no significant concentrations of credit risk with respect to corporate customers and individual subscribers. The Group has policies to limit the credit exposure on receivables for services and the sales of mobile handsets. The Group assesses the credit quality of and sets credit limits on all its customers by taking into account their financial position, the availability of guarantee from third parties, their credit history and other factors such as current market conditions. The normal credit period granted by the Group to individual subscribers is 30 days from the date of billing unless they meet certain specified credit assessment criteria. For corporate customers, the credit period granted by the Group is based on the service contract terms, normally not exceeding 1 year. The utilisation of credit limits and the settlement pattern of the customers are regularly monitored by the Group. In respect of other receivables, individual credit evaluations are performed on all counterparties requiring credit over a certain amount. These evaluations focus on the counterparties' past history of making payments when due and current ability to pay, and take into account information specific to the counterparties as well as the economic environment in which the counterparties operates.

Credit risk relating to amounts due from related parties and other operators is not considered to be significant as these companies are reputable and their receivables are settled on a regular basis.

Notes to the Consolidated Financial Statements

(All amounts in RMB millions unless otherwise stated)

3. FINANCIAL RISK MANAGEMENT AND FAIR VALUES OF FINANCIAL INSTRUMENTS (Continued)

3.1 Financial risk factors (Continued)

(c) Liquidity risk

Prudent liquidity risk management includes maintaining sufficient cash and availability of funds including the raising of bank loans and issuance of commercial papers, promissory notes and corporate bonds. Due to the dynamic nature of the underlying business, the Group's fund management center at its headquarter maintains flexibility in funding through having adequate amount of cash and cash equivalents and utilising different sources of financing when necessary.

The following tables show the undiscounted balances of the financial liabilities (including interest expense) categorised by time from the end of the period under review to the contractual maturity date:

	Less than 1 year	Between 1 and 2 years	Between 2 and 5 years	Over 5 years	Carrying amounts
At 31 December 2017					
Long-term bank loans	412	444	1,329	2,567	3,883
Corporate bonds	544	17,282	1,049	-	17,981
Promissory notes	18,440	-	-	-	17,960
Other obligations	3,006	293	48	47	3,419
Accounts payable and accrued liabilities	125,260	-	-	-	125,260
Amounts due to related parties	8,138	-	-	-	8,126
Amounts due to ultimate holding company	2,184	-	-	-	2,176
Amounts due to domestic carriers	2,538	-	-	-	2,538
Commercial papers	9,127	-	-	-	8,991
Short-term bank loans	22,945	-	-	-	22,500
	192,594	18,019	2,426	2,614	212,834
At 31 December 2016					
Long-term bank loans	207	472	1,299	4,119	4,656
Corporate bonds	2,583	544	18,331	-	19,970
Promissory notes	20,078	18,440	-	-	36,882
Other obligations	3,179	258	44	55	3,476
Accounts payable and accrued liabilities	143,224	-	-	-	143,224
Amounts due to related parties	8,700	-	-	-	8,700
Amounts due to ultimate holding company	2,463	-	-	-	2,463
Amounts due to domestic carriers	1,989	-	-	-	1,989
Commercial papers	36,395	-	-	-	35,958
Short-term bank loans	78,210	-	-	-	76,994
	297,028	19,714	19,674	4,174	334,312

Regarding the Group's use of the going concern basis for the preparation of its financial statements, please refer to Note 2.2(a) for details.

3. FINANCIAL RISK MANAGEMENT AND FAIR VALUES OF FINANCIAL INSTRUMENTS (Continued)

3.2 Capital risk management

The Group's objectives when managing capital are:

- To safeguard the Group's ability to continue as a going concern in order to provide returns for shareholders and benefits for other stakeholders.
- To support the Group's stability and growth.
- To provide capital for the purpose of strengthening the Group's risk management capability.

In order to maintain or adjust the capital structure, the Group reviews and manages its capital structure actively and regularly to ensure optimal capital structure and shareholder returns, taking into account the future capital requirements of the Group and capital efficiency, prevailing and projected profitability, projected operating cash flows, projected capital expenditures and projected strategic investment opportunities.

The Group monitors capital on the basis of the debt-to-capitalisation ratio. This ratio is calculated as interest-bearing debts over interest-bearing debts plus total equity. Interest-bearing debts represent commercial papers, short-term bank loans, long-term bank loans, promissory notes, corporate bonds, obligations under finance lease, and certain amounts due to ultimate holding company and related parties, as shown in the consolidated statement of financial position. The interest-bearing debts do not include balance of deposits received by Finance Company from Unicom Group and its subsidiaries and a joint venture of RMB2,285 million and RMB12 million, respectively, as at 31 December 2017 (2016: balance of deposits received by Finance Company from Unicom Group and its subsidiaries of RMB2,397 million).

The Group's debt-to-capitalisation ratios are as follows:

	2017	2016
Interest-bearing debts:		
– Commercial papers	8,991	35,958
– Short-term bank loans	22,500	76,994
– Long-term bank loans	3,473	4,495
– Promissory notes	–	17,906
– Corporate bonds	17,981	17,970
– Obligations under finance lease included in other obligations	231	208
– Amounts due to ultimate holding company	1,344	–
– Amounts due to related parties	475	–
– Current portion of long-term bank loans	410	161
– Current portion of promissory notes	17,960	18,976
– Current portion of corporate bonds	–	2,000
– Current portion of obligations under finance lease	461	586
	73,826	175,254
Total equity	304,347	227,682
Interest-bearing debts plus total equity	378,173	402,936
Debt-to-capitalisation ratio	19.5%	43.5%

The decrease in debt-to-capitalisation ratio during 2017 resulted primarily from the decrease in interest-bearing debts and the increase in total equity.

Notes to the Consolidated Financial Statements

(All amounts in RMB millions unless otherwise stated)

3. FINANCIAL RISK MANAGEMENT AND FAIR VALUES OF FINANCIAL INSTRUMENTS (Continued)

3.3 Fair value estimation

Financial assets of the Group mainly include cash and cash equivalents, short-term bank deposits and restricted deposits, financial assets at fair value through other comprehensive income, financial assets at fair value through profit and loss, accounts receivable, receivables for the sales of mobile handsets, amounts due from ultimate holding company, related parties and domestic carriers. Financial liabilities of the Group mainly include accounts payable and accrued liabilities, short-term bank loans, commercial papers, corporate bonds, promissory notes, long-term bank loans, other obligations and amounts due to ultimate holding company, related parties and domestic carriers.

(a) Financial assets and liabilities measured at fair value

The table below analyses financial instruments carried at fair value, by valuation method. The different levels have been defined as follows:

- Level 1 valuation: unadjusted quoted prices in active markets for identical assets or liabilities at the measurement date
- Level 2 valuation: observable inputs which fail to meet Level 1, and not using significant unobservable inputs. Unobservable inputs for which market data are not available
- Level 3 valuation: fair value measured using significant unobservable inputs

The following table presents the Group's assets that are measured at fair value at 31 December 2017:

	Level 1	Level 2	Level 3	Total
Recurring fair value measurement:				
Financial assets at fair value through other comprehensive income				
– Equity securities				
– Listed	4,228	–	–	4,228
– Unlisted	–	–	58	58
	4,228	–	58	4,286
Financial assets at fair value through profit and loss				
– Equity securities				
– Unlisted	–	–	160	160
Total	4,228	–	218	4,446

3. FINANCIAL RISK MANAGEMENT AND FAIR VALUES OF FINANCIAL INSTRUMENTS (Continued)

3.3 Fair value estimation (Continued)

(a) Financial assets and liabilities measured at fair value (Continued)

The following table presents the Group's assets that are measured at fair value at 31 December 2016:

	Level 1	Level 2	Level 3	Total
Recurring fair value measurement:				
Financial assets at fair value through other comprehensive income				
– Equity securities				
– Listed	4,285	–	–	4,285
– Unlisted	–	–	41	41
	4,285	–	41	4,326
Financial assets at fair value through profit and loss				
– Equity securities				
– Unlisted	–	–	123	123
Total	4,285	–	164	4,449

The fair value of financial instruments traded in active markets is based on quoted market prices at the statement of financial position date. A market is regarded as active if quoted prices are readily and regularly available from an exchange, dealer, broker, industry group, pricing service, or regulatory agency, and those prices represent actual and regularly occurring market transactions on an arm's length basis. The quoted market price used for financial assets held by the Group is the current bid price. These instruments are included in level 1 and comprise primarily equity securities of Telefónica which are classified as financial assets at fair value through other comprehensive income.

During the years ended 31 December 2017 and 2016, there were no transfer between Level 1 and Level 2, or transfer into or out of Level 3. The Group's policy is to recognise transfers between levels of fair value hierarchy as at the end of the reporting period in which they occur.

Notes to the Consolidated Financial Statements

(All amounts in RMB millions unless otherwise stated)

3. FINANCIAL RISK MANAGEMENT AND FAIR VALUES OF FINANCIAL INSTRUMENTS (Continued)

3.3 Fair value estimation (Continued)

(b) Fair value of financial assets and liabilities carried at other than fair value

The carrying amounts of the Group's financial instruments carried at amortised cost are not materially different from their fair values as at 31 December 2017 and 2016. Their carrying amounts, fair values and the level of fair values hierarchy are disclosed below:

	Carrying	Fair value	Fair value measurement as at			Carrying	Fair value
	amount	as at 31	31 December 2017 categorised into			amount	as at 31
	as at 31	as at 31	Level 1	Level 2	Level 3	as at 31	as at 31
	December	December				December	December
	2017	2017				2016	2016
Non-current portion of long-term bank loans	3,473	3,187	-	3,187	-	4,495	4,339
Non-current portion of promissory notes	-	-	-	-	-	17,906	18,031
Non-current portion of corporate bonds	17,981	17,712	17,712	-	-	17,970	17,989

The fair value of the non-current portion of long-term bank loans is based on the expected cash flows of principal and interests payment discounted at market rates ranging from 1.18% to 5.51% (2016: 1.28% to 4.48%) per annum.

Besides, the carrying amounts of the Group's other financial assets and liabilities carried at amortised cost approximated their fair values as at 31 December 2017 and 2016 due to the nature or short maturity of those instruments.

4. CRITICAL ACCOUNTING ESTIMATES AND JUDGMENTS

Estimates and judgments are continually evaluated and are based on historical experience and other factors, including expectations of future events that are believed to be reasonable under the circumstances.

The Group makes estimates and assumptions concerning the future. The resulting accounting estimates may not be equal to the related actual results. The estimates and assumptions that have a significant risk of causing a material adjustment to the carrying amounts of assets and liabilities within the next financial year are discussed below.

4.1 Depreciation on property, plant and equipment

Depreciation on the Group's property, plant and equipment is calculated using the straight-line method to allocate cost up to residual values over the estimated useful lives of the assets. The Group reviews the useful lives and residual values periodically to ensure that the method and rates of depreciation are consistent with the expected pattern of realisation of economic benefits from property, plant and equipment. The Group estimates the useful lives of property, plant and equipment based on historical experience, taking into account anticipated technological changes. If there are significant changes from previously estimated useful lives, the amount of depreciation expenses may change.

4. CRITICAL ACCOUNTING ESTIMATES AND JUDGMENTS (Continued)

4.2 Impairment of Non-Financial Assets

The Group tests whether non-financial assets have suffered from any impairment, in accordance with the accounting policy stated in Note 2.12. The recoverable amount of an asset is the higher of its fair value less costs to sell and its value in use. Management estimates value in use based on estimated discounted pre-tax future cash flows of the cash generating unit at the lowest level to which the asset belongs. If there is any significant change in management's assumptions, including discount rates or growth rates in the future cash flow projection, the estimated recoverable amounts of the non-financial assets and the Group's results would be significantly affected. Such impairment losses are recognised in the statement of income. Accordingly, there will be an impact to the future results if there is a significant change in the recoverable amounts of the non-financial assets.

No significant impairment loss on property, plant and equipment was recognised for the years ended 31 December 2017 and 2016.

4.3 Allowance for doubtful debts

Management estimates an allowance for doubtful debts resulting from the inability of the customers to make the required payments. Management bases its estimates on the aging of the accounts receivable balance, customer credit-worthiness, and historical write-off experience. If the financial condition of the customers were to deteriorate, additional allowance may be required.

4.4 Income tax and deferred taxation

The Group estimates its income tax provision and deferred taxation in accordance with the prevailing tax rules and regulations, taking into account any special approvals obtained from relevant tax authorities and any preferential tax treatment to which it is entitled in each location or jurisdiction in which the Group operates. There are many transactions and calculations for which the ultimate tax determination is uncertain during the ordinary course of business. The Group recognises liabilities for anticipated tax audit issues based on estimates of whether additional taxes will be due. Where the final tax outcome of these matters is different from the amounts that were initially recorded, such differences will impact the income tax and deferred tax provisions in the period in which such determination is made.

For temporary differences which give rise to deferred tax assets, the Group assesses the likelihood that the deferred tax assets could be recovered. Major deferred tax assets relate to deductible tax losses, unrecognised revaluation surplus on prepayments for the leasehold land determined under PRC regulations, accruals of expenses not yet deductible for tax purpose, and allowance for doubtful debts. Due to the effects of these temporary differences on income tax, the Group has recorded net deferred tax assets amounting to approximately RMB5,973 million as at 31 December 2017 (2016: approximately RMB5,986 million) (see Note 13). Deferred tax assets are recognised based on the Group's estimates and assumptions that they will be recovered from taxable income arising from continuing operations in the foreseeable future.

The Group believes it has recorded adequate current tax provision and deferred taxes based on the prevailing tax rules and regulations and its current best estimates and assumptions. In the event that future tax rules and regulations or related circumstances change, adjustments to current and deferred taxation may be necessary which would impact the Group's results or financial position.

Notes to the Consolidated Financial Statements

(All amounts in RMB millions unless otherwise stated)

4. CRITICAL ACCOUNTING ESTIMATES AND JUDGMENTS (Continued)

4.5 Determining the type of lease

The Group analysed the substance of the leases to determine whether the arrangements should be classified as operating leases or finance leases in accordance with the requirements of the prevailing accounting standards. The Group bases its judgment on the lease agreements and related arrangements to assess whether substantially all the risks and rewards incidental to ownership of the leased assets has been transferred.

5. SEGMENT INFORMATION

The Executive Directors of the Company have been identified as the CODM. Operating segments are identified on the basis of internal reports that the CODM reviews regularly in allocating resources to segments and in assessing their performances.

The CODM make resources allocation decisions based on internal management functions and assess the Group's business performance as one integrated business instead of by separate business lines or geographical regions. Accordingly, the Group has only one operating segment and therefore, no segment information is presented.

The Group primarily operates in Mainland China and accordingly, no geographic information is presented. No single customer accounted for 10 percent or more of the Group's revenue in all periods presented.

6. REVENUE

Revenue from telecommunications services are subject to value-added tax ("VAT") and VAT rates applicable to various telecommunications services. The VAT rate for basic telecommunications services is 11%; the VAT rate for value-added telecommunications services is 6% and the VAT rate for sales of telecommunications products remains at 17%. Basic telecommunications services include business activities for the provision of voice services, and leased lines and associated services etc. Value-added telecommunications services include business activities for the provision of Short Message Service and Multimedia Message Service, broadband and mobile data services, and data and internet application services etc. VAT is excluded from the revenue.

The major components of revenue are as follows:

	2017	2016
Voice usage and monthly fees	39,154	47,500
Broadband and mobile data services	137,133	118,209
Data and internet application services	20,074	17,782
Other value-added services	22,793	24,187
Interconnection fees	14,233	14,748
Leased lines and associated services	12,519	11,618
Other services	3,109	3,989
Total service revenue	249,015	238,033
Sales of telecommunications products	25,814	36,164
	274,829	274,197

7. NETWORK, OPERATION AND SUPPORT EXPENSES

	Note	2017	2016
Repairs and maintenance		10,531	11,150
Power and water charges		14,853	13,898
Operating lease charges for network, premises, equipment and facilities		10,724	9,779
Operating lease and other service charges to Tower Company	41.2	16,524	14,887
Others		1,875	1,453
		54,507	51,167

8. EMPLOYEE BENEFIT EXPENSES

	2017	2016
Salaries and wages	32,155	27,178
Contributions to defined contribution pension schemes	5,550	5,236
Contributions to medical insurance	2,010	1,889
Contributions to housing fund	2,722	2,569
Other benefits	34	35
	42,471	36,907

8.1 Directors' emoluments

The remuneration of each Director for the year of 2017 is set out below:

Name of Director	Note	Fees (RMB'000)	Salaries and allowance (RMB'000)	Bonuses paid and payable (RMB'000)	Contributions to pension schemes (RMB'000)	Total (RMB'000)
Wang Xiaochu		-	195	398	114	707
Lu Yimin		-	195	398	114	707
Li Fushen		-	166	367	114	647
Shao Guanglu	(a)	-	132	283	91	506
Cesareo Alierta Izuel		260	-	-	-	260
Cheung Wing Lam Linus		355	-	-	-	355
Wong Wai Ming		363	-	-	-	363
Chung Shui Ming Timpson		372	-	-	-	372
Law Fan Chiu Fun Fanny		337	-	-	-	337
Total		1,687	688	1,446	433	4,254

Notes to the Consolidated Financial Statements

(All amounts in RMB millions unless otherwise stated)

8. EMPLOYEE BENEFIT EXPENSES (Continued)

8.1 Directors' emoluments (Continued)

The remuneration of each Director for the year of 2016 is set out below:

Name of Director	Note	Fees (RMB'000)	Salaries and allowance (RMB'000)	Bonuses paid and payable* (RMB'000)	Contributions to pension schemes (RMB'000)	Total (RMB'000)
Wang Xiaochu		-	185	275	113	573
Lu Yimin		-	185	476	113	774
Li Fushen		-	158	435	113	706
Zhang Junan	(b)	-	131	131	94	356
Cesareo Alierta Izuel		257	-	-	-	257
Cheung Wing Lam Linus		351	-	-	-	351
Wong Wai Ming		360	-	-	-	360
Chung Shui Ming Timpson		366	-	-	-	366
Law Fan Chiu Fun Fanny		332	-	-	-	332
Total		1,666	659	1,317	433	4,075

* In addition, according to the "Notice on the Compensation Information Disclosure of the Central Government Controlled Enterprises" (Guozifenpei [2016] No.339) (Translated from 《關於做好中央企業負責人薪酬信息披露工作通知》(國資分配[2016]339號)), certain Directors were also entitled to deferred bonuses in relation to 2013 and 2014. The deferred bonuses paid to Mr. Lu Yimin and Mr. Li Fushen were RMB394,000 and RMB347,000 respectively.

Notes:

(a) Mr. Shao Guanglu was appointed as executive director on 16 March 2017.

(b) Mr. Zhang Junan resigned as executive director on 1 November 2016.

During 2017 and 2016, no share options were granted to the Directors.

No directors waived the right to receive emoluments during the years ended 31 December 2017 and 2016.

During 2017 and 2016, the Company did not incur any payment to any director for loss of office or as an inducement to any director to join the Company.

8. EMPLOYEE BENEFIT EXPENSES (Continued)

8.2 Senior management's emoluments

Of the 5 senior management of the Company for the year ended 31 December 2017, 4 of them are directors of the Company and their remuneration has been disclosed in Note 8.1. For the remuneration of the 5 senior management, all fall within the band from RMB Nil to RMB1,000,000.

8.3 Five highest paid individuals

Of the five highest paid individuals for the year ended 31 December 2017, five of them are staffs and four fall within the band from RMB1,000,001 to RMB1,500,000 and one falls within the band from RMB2,500,001 to RMB3,000,000 (2016: five of them are staffs and four fall within the band from RMB1,000,001 to RMB1,500,000 and one falls within the band from RMB2,000,001 to RMB2,500,000).

The aggregate of the emoluments in respect of the five (2016: five) individuals are as follows:

	2017 (RMB'000)	2016 (RMB'000)
Salaries and allowances	3,363	3,089
Bonuses paid and payable	3,508	3,480
Contributions to pension schemes	788	323
	7,659	6,892

9. COSTS OF TELECOMMUNICATIONS PRODUCTS SOLD

	2017	2016
Handsets and other telecommunication products	26,406	38,888
Others	237	413
	26,643	39,301

Notes to the Consolidated Financial Statements

(All amounts in RMB millions unless otherwise stated)

10. OTHER OPERATING EXPENSES

	2017	2016
Impairment losses for doubtful debts and write-down of inventories	3,955	4,173
Commission and other service expenses	22,658	23,826
Advertising and promotion expenses	3,894	3,188
Internet access terminal maintenance expenses	3,547	3,857
Customer retention costs	3,987	3,775
Auditors' remuneration	74	69
Property management fee	2,169	2,150
Office and administrative expenses	1,919	1,972
Transportation expense	1,642	1,676
Miscellaneous taxes and fees	1,251	1,375
Service technical support expenses	4,355	4,641
Repairs and maintenance expenses	824	852
Loss on disposal of property, plant and equipment	3,489	355
Others	3,402	2,676
	57,166	54,585

11. FINANCE COSTS

	Note	2017	2016
Finance costs:			
– Interest on bank loans repayable within 5 years		3,378	2,730
– Interest on corporate bonds, promissory notes and commercial papers repayable within 5 years		2,403	2,885
– Interest on related parties loans repayable within 5 years		73	–
– Interest on bank loans repayable over 5 years		53	62
– Less: Amounts capitalised in CIP	15	(670)	(769)
Total interest expense		5,237	4,908
– Net exchange loss/(gain)		231	(260)
– Others		266	369
		5,734	5,017

12. OTHER INCOME – NET

	2017	2016
Dividend income from financial assets at fair value through other comprehensive income	206	357
Others	1,074	1,234
	1,280	1,591

13. TAXATION

Hong Kong profits tax has been provided at the rate of 16.5% (2016: 16.5%) on the estimated assessable profits for the year. Taxation on profits outside Hong Kong has been calculated on the estimated assessable profits for the year at the rates of taxation prevailing in the countries in which the Group operates. The Company's subsidiaries operate mainly in the PRC and the applicable statutory enterprise income tax rate is 25% (2016: 25%). Taxation for certain subsidiaries in the PRC was calculated at a preferential tax rate of 15% (2016: 15%).

	2017	2016
Provision for income tax on the estimated taxable profits for the year		
– Hong Kong	44	13
– Mainland China and other countries	654	1,722
Under/(Over)-provision in respect of prior years	39	(41)
	737	1,694
Deferred taxation	6	(1,540)
Income tax expenses	743	154

Reconciliation between actual income tax expense and accounting profit at PRC statutory tax rate:

	Note	2017	2016
Profit before taxation		2,593	784
Expected income tax expense at PRC statutory tax rate of 25%		648	196
Impact of different tax rates outside mainland China		(55)	(14)
Tax effect of preferential tax rate	(i)	(82)	(68)
Tax effect of non-deductible expenses		300	191
Investment in joint ventures		(143)	(38)
Investment in associates	(ii)	(133)	39
Under/(Over)-provision in respect of prior years		39	(41)
Tax effect of unused tax losses not recognised, net of utilisation	(iii)	49	(45)
Others		120	(66)
Actual tax expense		743	154

- (i) According to the PRC enterprise income tax law and its relevant regulations, entities that are qualified as High and New Technology Enterprise under the tax law are entitled to a preferential income tax rate of 15%. Certain subsidiaries of the Group obtained the approval of High and New Technology Enterprise and were entitled to a preferential income tax rate of 15%.
- (ii) Adjustment to investment in associates represents the tax effect on share of profit/(loss) of associates, net of reversal of deferred tax assets on unrealised profit from transactions with China Tower Corporation Limited ("Tower Company").
- (iii) As at 31 December 2017, the Group did not recognise deferred tax assets in respect of tax losses of approximately RMB1,923 million (2016: approximately RMB2,622 million), since it is not probable that future taxable profits will be available against which the deferred tax asset can be utilised. The tax losses can be carried forward for five years from the year incurred and hence will be expired by 2022.

As at 31 December 2017, the Group did not recognise deferred tax assets of RMB1,849 million (2016: RMB1,832 million) in respect of changes in fair value on financial assets through other comprehensive income, since it is not probable that the related tax benefit will be realised.

Notes to the Consolidated Financial Statements

(All amounts in RMB millions unless otherwise stated)

13. TAXATION (Continued)

The analysis of deferred tax assets and deferred tax liabilities are as follows:

	2017	2016
Deferred tax assets:		
– Deferred tax asset to be recovered after 12 months	8,011	8,168
– Deferred tax asset to be recovered within 12 months	2,598	1,198
	10,609	9,366
Deferred tax liabilities:		
– Deferred tax liabilities to be settled after 12 months	(4,079)	(2,897)
– Deferred tax liabilities to be settled within 12 months	(557)	(483)
	(4,636)	(3,380)
Net deferred tax assets after offsetting	5,973	5,986
Deferred tax liabilities:		
– Deferred tax liabilities to be settled after 12 months	(108)	(113)
– Deferred tax liabilities to be settled within 12 months	–	–
	(108)	(113)
Net deferred tax liabilities after offsetting	(108)	(113)

The movement of the net deferred tax assets/liabilities is as follows:

	Note	2017	2016
Net deferred tax assets after offsetting:			
– Beginning of year		5,986	5,642
– Deferred tax (charged)/credited to the statement of income		(11)	1,635
– Deferred tax (charged)/credited to other comprehensive income		(2)	13
– Reclassified from current taxes payable	(i)	–	(1,304)
– End of year		5,973	5,986
Net deferred tax liabilities after offsetting:			
– Beginning of year		(113)	(18)
– Deferred tax credited/(charged) to the statement of income		5	(95)
– End of year		(108)	(113)

13. TAXATION (Continued)

The movement of the net deferred tax assets/liabilities is as follows: (Continued)

- (i) On 14 October 2015, The Group disposed tower assets ("Tower Assets Disposal") to Tower Company in exchange for cash and shares issued by Tower Company (see Note 41). According to the applicable tax laws issued by the MOF and the State Administration of Taxation ("SAT") of the PRC, the gain from Tower Assets Disposal in exchange for investment in Tower Company ("Qualified Income") is, upon fulfilling the filing requirement with in-charge tax bureau, eligible to be deferred and treated as taxable income on a straight-line basis over a period not exceeding five years. Before completing the filing, the Group accrued current taxes payable based on the total gain from Tower Asset Disposal. During the year ended 31 December 2016, the Group successfully completed the filing requirement with in-charge tax bureau with respect to the Qualified Income and since then has become eligible for deferring part of tax liability with respect to the Qualified Income, which will be reversed in the four years from 2016 to 2019. Accordingly, a balance of RMB1,304 million was reclassified from current taxes payable to net deferred tax assets, and RMB373 million (2016: RMB186 million) was subsequently utilised during the year ended 31 December 2017.

The components of the deferred tax assets/(liabilities) recognised in the consolidated statement of financial position and the movements during the year are as follows:

Deferred tax arising from:	Allowance for doubtful debts	Unrecognised revaluation surplus on prepayments for the leasehold land determined under PRC regulations (Note (i))	Deductible tax losses	Accruals of expenses not yet deductible for tax purpose	Unrealised profit from the transactions with Tower Company	Accelerated depreciation of property, plant and equipment (Note (ii))	Gain from Tower Assets Disposal	Others	Total
At 1 January 2016	1,431	1,504	-	1,221	877	(992)	-	1,583	5,624
Credited/(charged) to the statement of income	122	(53)	2,433	472	(90)	(1,251)	186	(279)	1,540
Credited to other comprehensive income	-	-	-	-	-	-	-	13	13
Reclassification of current tax payable	-	-	-	-	-	-	(1,304)	-	(1,304)
At 31 December 2016	1,553	1,451	2,433	1,693	787	(2,243)	(1,118)	1,317	5,873
Credit/(charged) to the statement of income	50	(48)	(189)	861	(90)	(1,627)	373	664	(6)
Charged to other comprehensive income	-	-	-	-	-	-	-	(2)	(2)
At 31 December 2017	1,603	1,403	2,244	2,554	697	(3,870)	(745)	1,979	5,865

Notes to the Consolidated Financial Statements

(All amounts in RMB millions unless otherwise stated)

13. TAXATION (Continued)

Deferred taxation as at year-end represents the taxation effect of the following temporary differences, taking into consideration the offsetting of balances related to the same tax authority:

	Note	2017	2016
Net deferred tax assets after offsetting:			
Deferred tax assets:			
Allowance for doubtful debts		1,603	1,553
Unrecognised revaluation surplus on prepayments for the leasehold land determined under PRC regulations	(i)	1,403	1,451
Accruals of expenses not yet deductible for tax purpose		2,554	1,693
Deferred revenue on subscriber points reward program		183	156
Unrealised profit for the inter-company transactions		120	189
Unrealised profit from the transactions with Tower Company		697	787
Government grants related to assets		363	271
Intangible assets amortisation difference		423	345
Deductible tax losses		2,244	2,433
Others		1,019	488
		10,609	9,366
Deferred tax liabilities:			
Gain from Tower Assets Disposal		(745)	(1,118)
Accelerated depreciation of property, plant and equipment	(ii)	(3,870)	(2,243)
Others		(21)	(19)
		(4,636)	(3,380)
		5,973	5,986
Net deferred tax liabilities after offsetting:			
Deferred tax liabilities:			
Accelerated depreciation for tax purpose		(108)	(113)
		(108)	(113)

13. TAXATION (Continued)

Deferred taxation as at year-end represents the taxation effect of the following temporary differences, taking into consideration the offsetting of balances related to the same tax authority: (Continued)

- (i) The prepayments for the leasehold land were revalued for PRC tax purposes as at 31 December 2003 and 2004. However, the resulting revaluations of the prepayments for the leasehold land were not recognised under IFRSs/HKFRSs. Accordingly, deferred tax assets were recorded by the Group under IFRSs/HKFRSs.
- (ii) According to "Announcement on Enterprise Income Tax Policy for Those Enterprise Involved in the Accelerated Depreciation of Property, Plant and Equipment" (Caishui [2014] No.75) issued by the MOF and the SAT of the PRC, starting from 2014, the Group's property, plant and equipment that comply with this tax policy are allowed to be depreciated under the accelerated depreciation method, or fully deducted for tax purpose in the year of purchase. Temporary differences arise from the different useful life under tax basis and accounting basis have been recorded as deferred tax liabilities.

14. EARNINGS PER SHARE

Basic earnings per share for the years ended 31 December 2017 and 2016 were computed by dividing the profit attributable to equity shareholders of the Company by the weighted average number of ordinary shares outstanding during the years.

Diluted earnings per share for the years ended 31 December 2017 and 2016 were computed by dividing the profit attributable to equity shareholders of the Company by the weighted average number of ordinary shares outstanding during the years, after adjusting for the effects of the dilutive potential ordinary shares. No dilutive potential ordinary shares for the years ended 31 December 2017 and 2016.

The following table sets forth the computation of basic and diluted earnings per share:

	Note	2017	2016
Numerator (in RMB millions):			
Profit attributable to equity shareholders of the Company used in computing basic/diluted earnings per share		1,828	625
Denominator (in millions):			
Weighted average number of ordinary shares outstanding used in computing basic/diluted earnings per share	(i)	24,567	23,947
Basic/Diluted earnings per share (in RMB)		0.07	0.03

- (i) Weighted average number of ordinary shares

	2017 (in millions)	2016 (in millions)
Issued ordinary shares at 1 January	23,947	23,947
Effect of shares issued	620	–
Weighted average number of ordinary shares at 31 December	24,567	23,947

Notes to the Consolidated Financial Statements

(All amounts in RMB millions unless otherwise stated)

15. PROPERTY, PLANT AND EQUIPMENT

The movements of property, plant and equipment for the years ended 31 December 2017 and 2016 are as follows:

	2017					
	Buildings	Tele- communications equipment	Office furniture, fixtures, motor vehicles and other equipment	Leasehold improvements	CIP	Total
Cost:						
Beginning of year	67,140	876,452	20,007	4,035	78,905	1,046,539
Additions	129	293	426	290	41,510	42,648
Transfer from CIP	4,219	58,535	783	284	(63,821)	-
Transfer to other assets	-	-	-	-	(4,376)	(4,376)
Disposals	(411)	(64,588)	(1,046)	(319)	-	(66,364)
End of year	71,077	870,692	20,170	4,290	52,218	1,018,447
Accumulated depreciation and impairment:						
Beginning of year	(29,174)	(548,472)	(14,986)	(2,687)	(105)	(595,424)
Charge for the year	(2,765)	(62,311)	(1,386)	(810)	-	(67,272)
Disposals	225	59,384	928	308	-	60,845
End of year	(31,714)	(551,399)	(15,444)	(3,189)	(105)	(601,851)
Net book value:						
End of year	39,363	319,293	4,726	1,101	52,113	416,596
Beginning of year	37,966	327,980	5,021	1,348	78,800	451,115

15. PROPERTY, PLANT AND EQUIPMENT (Continued)

	2016					
	Buildings	Tele-communications equipment	Office furniture, fixtures, motor vehicles and other equipment	Leasehold improvements	CIP	Total
Cost:						
Beginning of year	62,969	838,995	19,464	3,878	97,601	1,022,907
Additions	57	748	427	186	70,418	71,836
Transfer from CIP	4,211	79,808	748	301	(85,068)	-
Transfer to other assets	-	-	-	-	(4,046)	(4,046)
Disposals	(97)	(43,099)	(632)	(330)	-	(44,158)
End of year	67,140	876,452	20,007	4,035	78,905	1,046,539
Accumulated depreciation and impairment:						
Beginning of year	(26,612)	(525,244)	(14,059)	(2,256)	(105)	(568,276)
Charge for the year	(2,621)	(62,932)	(1,516)	(681)	-	(67,750)
Disposals	59	39,704	589	250	-	40,602
End of year	(29,174)	(548,472)	(14,986)	(2,687)	(105)	(595,424)
Net book value:						
End of year	37,966	327,980	5,021	1,348	78,800	451,115
Beginning of year	36,357	313,751	5,405	1,622	97,496	454,631

As at 31 December 2017, the net book value of assets held under finance leases was approximately RMB789 million (2016: approximately RMB582 million).

For the year ended 31 December 2017, interest expense of approximately RMB670 million (2016: approximately RMB769 million) was capitalised to CIP. The capitalised borrowing rate represents the cost of capital for raising the related borrowings and varied from 3.21% to 3.88% for the year ended 31 December 2017 (2016: 3.33% to 3.79%).

For the year ended 31 December 2017, the Group disposed certain property, plant and equipment with carrying amounts RMB5,519 million (2016: RMB3,556 million) for sales proceeds of RMB2,030 million (2016: RMB3,201 million) in total, resulting in a net loss on disposal of property, plant and equipment of approximately RMB3,489 million (2016: a net loss of approximately RMB355 million), mainly as a result of Group's ongoing upgrade of its broadband network. In order to achieve a higher speed of transmission, the Group is gradually replacing copper cabling broadband network by optical fibre broadband network. Subscribers' migration progress, which is voluntary, is not entirely predictable. When all subscribers of a copper broadband network site have migrated to optical fibre broadband network site, the old broadband related equipment became idle and were then disposed by the Group.

Notes to the Consolidated Financial Statements

(All amounts in RMB millions unless otherwise stated)

16. LEASE PREPAYMENTS

The Group's long-term prepayment for land use rights represents prepaid operating lease payments for land use rights. The movement of lease prepayments for the year ended 31 December 2017 and 2016 are as follow:

	2017	2016
Beginning of the year	9,436	9,148
Addition	186	603
Amortisation	(309)	(315)
End of the year	9,313	9,436

17. GOODWILL

Goodwill arising from the acquisitions of Unicom New Century Telecommunications Co., Ltd. and Unicom New World Telecommunications Co., Ltd. by the Group in 2002 and 2003, respectively, represented the excess of the purchase consideration over the Group's shares of the fair values of the separately identifiable net assets acquired prior to the adoption of HKFRSs and AG 5 in 2005.

Goodwill is allocated to the Group's cash-generating units ("CGU"). The recoverable amount of goodwill is determined based on value in use calculations. These calculations use pre-tax cash flow projections for 5 years based on financial budgets approved by management, including service revenue annual growth rate of 2% (2016: 1%) and the applicable discount rate of 11% (2016: 10%). Management determined expected growth rates and operating results based on past performance and its expectations in relation to market developments. The discount rate used is pre-tax and reflects specific risks relating to the CGU. Based on management's assessment results, there was no impairment of goodwill as at 31 December 2017 and 2016, any adverse change in the assumptions used in the calculation of recoverable amount would result in impairment losses.

18. INVESTMENTS IN SUBSIDIARIES

As at 31 December 2017, the details of the Company's subsidiaries are as follows:

Name	Place and date of incorporation/ establishment and nature of legal entity	Percentage of equity interests held		Particular of issued share capital/ paid up capital	Principal activities and place of operation
		Direct	Indirect		
China United Network Communications Corporation Limited ("CUCL")	The PRC, 21 April 2000, limited liability company	100%	-	RMB213,044,797,828	Telecommunications operation in the PRC
China Unicom Global Limited	Hong Kong, 29 May 2015, limited company	100%	-	HKD137,745,892	Investment holding
China Unicom (Hong Kong) Operations Limited	Hong Kong, 24 May 2000, limited company	-	100%	HKD1,510,100,000	Telecommunications service in Hong Kong
China Unicom (Americas) Operations Limited	USA, 24 May 2002, limited company	-	100%	5,000 shares, USD100 each	Telecommunications service in the USA
China Unicom (Europe) Operations Limited	The United Kingdom, 8 November 2006, limited company	-	100%	4,861,000 shares, GBP1 each	Telecommunications operation in the United Kingdom
China Unicom (Japan) Operations Corporation	Japan, 25 January 2007, limited company	-	100%	1,000 shares, JPY366,000 each	Telecommunications operation in Japan
China Unicom (Singapore) Operations Pte Limited	Singapore, 5 August 2009, limited company	-	100%	30,000,000 shares, RMB1 each	Telecommunications operation in Singapore
China Unicom (South Africa) Operations (Pty) Limited	South Africa, 19 November 2012, limited liability company	100%	-	Not applicable	Dormant
China Unicom (MYA) Operations Company Limited	The Republic of the Union of Myanmar ("Myanmar"), 7 June 2013, limited liability company	30%	70%	2,150,000 shares, USD1 each	Communications technology training in Myanmar

Notes to the Consolidated Financial Statements

(All amounts in RMB millions unless otherwise stated)

18. INVESTMENTS IN SUBSIDIARIES (Continued)

Name	Place and date of incorporation/ establishment and nature of legal entity	Percentage of equity interests held		Particular of issued share capital/ paid up capital	Principal activities and place of operation
		Direct	Indirect		
China Unicom (Australia) Operations Pty Limited	Australia, 27 May 2014, limited liability company	100%	–	4,350,000 shares, AUD 1 each	Telecommunications operation in Australia
China Unicom (Russia) Operations Limited Liability Company	Russia, 28 December 2016, limited liability company	–	100%	RUB10,000	Telecommunications service in Russia
China Unicom (Brazil) Telecommunications Limited	Brazil, 23 June 2016, limited liability company	–	100%	R\$1,120,776	Telecommunications service in Brazil
China Unicom (Brazil) Holdings Ltda.	Brazil, 27 October 2017, limited liability company	–	100%	R\$1,109,128	Investment holding
China Unicom Operations (Thailand) Limited	Thailand, 20 November 2017, limited liability company	–	100%	Not applicable	Telecommunications service in Thailand
China Unicom Operations (Malaysia) Sdn. Bhd.	Malaysia, 10 November 2017, limited liability company	–	100%	Not applicable	Telecommunications service in Malaysia
China Unicom Operations Korea Co., Ltd	Korea, 24 November 2017, limited liability company	–	100%	Not applicable	Telecommunications service in Korea
Unicom Vsens Telecommunications Company Limited	The PRC, 19 August 2008, limited liability company	–	100%	RMB610,526,500	Sales of handsets, telecommunication equipment and provision of technical services in the PRC
China Unicom System Integration Limited Corporation	The PRC, 30 April 2006, limited liability company	–	100%	RMB550,000,000	Provision of information communications technology services in the PRC

18. INVESTMENTS IN SUBSIDIARIES (Continued)

Name	Place and date of incorporation/ establishment and nature of legal entity	Percentage of equity interests held		Particular of issued share capital/ paid up capital	Principal activities and place of operation
		Direct	Indirect		
China Unicom Online Information Technology Company Limited	The PRC, 29 March 2006, limited liability company	-	100%	RMB100,000,000	Provision of internet information services and value-added telecommunications services in the PRC
Beijing Telecommunications Planning and Designing Institute Corporation Limited	The PRC, 25 April 1996, limited liability company	-	100%	RMB264,227,115	Provision of telecommunications network construction, planning and technical consulting services in the PRC
China Information Technology Designing & Consulting Institute Company Limited	The PRC, 11 November 1991, limited liability company	-	100%	RMB430,000,000	Provision of consultancy, survey, design and contract services relating to information projects and construction projects in the telecommunications industry in the PRC
China Unicom Information Navigation Company Limited	The PRC, 17 September 1998, limited liability company	-	100%	RMB6,825,087,800	Provision of customer services in the PRC
Huaxia P&T Project Consultation and Management Company Limited	The PRC, 5 March 1998, limited liability company	-	100%	RMB30,000,000	Provision of project consultation and management service in the PRC
Zhengzhou Kaicheng Industrial Company Limited	The PRC, 21 December 2005, limited liability company	-	100%	RMB2,200,000	Provision of property management services in the PRC
Unicompay Company Limited	The PRC, 11 April 2011, limited liability company	-	100%	RMB250,000,000	Provision of e-payment services in the PRC

Notes to the Consolidated Financial Statements

(All amounts in RMB millions unless otherwise stated)

18. INVESTMENTS IN SUBSIDIARIES (Continued)

Name	Place and date of incorporation/ establishment and nature of legal entity	Percentage of equity interests held		Particular of issued share capital/ paid up capital	Principal activities and place of operation
		Direct	Indirect		
China United Network Communications Beijing NewSpace Infinite Media Advertising Limited Corporation	The PRC, 21 July 2006, limited liability company	–	100%	RMB100,000	Provision of advertising design, production, agency and publication in the PRC
Designing Techniques of Posts and Telecommunications Magazine Office Company Limited	The PRC, 15 December 2011, limited liability company	–	100%	RMB300,000	Provision of magazine publishing services in the PRC
Unicom New Horizon Telecommunications Company Limited	The PRC, 14 February 2001, limited liability company	–	100%	RMB40,233,739,557	Provision of lease service of telecommunications networks in the PRC
Unicom Cloud Data Company Limited	The PRC, 4 June 2013, limited liability company	–	100%	RMB2,854,851,100	Provision of technology development, transfer and consulting service in the PRC
Unicom Innovation Investment Company Limited	The PRC, 29 April 2014, limited liability company	–	100%	RMB240,000,000	Venture capital investment business in the PRC
Wostore Technology Company Limited	The PRC, 24 October 2014, limited liability company	–	100%	RMB200,000,000	Communications technology development and promotion in the PRC
China Unicom Smart Connection Technology Company Limited	The PRC, 7 August 2015, limited liability company	–	100%	RMB100,000,000	Auto informatisation in the PRC
Finance Company	The PRC, 17 June 2016, limited liability company	–	91%	RMB3,000,000,000	Provision of financial services in the PRC

18. INVESTMENTS IN SUBSIDIARIES (Continued)

Name	Place and date of incorporation/ establishment and nature of legal entity	Percentage of equity interests held		Particular of issued share capital/ paid up capital	Principal activities and place of operation
		Direct	Indirect		
China Unicom Innovation Investment Company (Shenzhen) Limited	The PRC, 28 January 2016, limited liability company	-	100%	Not applicable	Venture capital investment business in the PRC
China Unicom Innovation Investment Company (Guizhou) Limited	The PRC, 8 October 2016, limited liability company	-	60%	RMB1,000,000	Venture capital investment business in the PRC
China Unicom Innovation Investment (Shenzhen) Investment Centre	The PRC, 1 February 2016, limited partnership	-	100%	RMB28,500,000	Venture capital investment business in the PRC
China Unicom Big Data Company Limited	The PRC, 24 August 2017, limited liability company	-	100%	RMB500,000,000	Provision of data processing service in the PRC
Liantong Travel Service (Beijing) Company Limited	The PRC, 30 September 2017, limited liability company	-	100%	RMB30,000,000	Provision of tourism and information services in the PRC
China Unicom (Guangdong Branch) Internet Industry Limited	The PRC, 5 January 2017, limited liability company	-	100%	RMB100,000,000	Provision of information communications technology services in the PRC
China Unicom (Zhejiang) Industry Internet Company Limited	The PRC, 20 June 2017, limited liability company	-	100%	RMB50,000,000	Provision of information communications technology services in the PRC
China Unicom (ShanDong) Industrial Internet Company Limited	The PRC, 3 March 2017, limited liability company	-	100%	RMB50,000,000	Provision of information communications technology services in the PRC

Notes to the Consolidated Financial Statements

(All amounts in RMB millions unless otherwise stated)

19. INTEREST IN ASSOCIATES

	2017	2016
Share of net assets	33,233	32,248

The following list contains the particulars of material associate, which is unlisted corporate entity whose quoted market price is not available:

Name	Form of business structure	Place of incorporation and business	Proportion of ownership interest held by a subsidiary	Paid up capital	Principal activities
Tower Company	Incorporated	The PRC	28.1%	RMB129,344,615,024	Construction, maintenance and operation of communications towers in the PRC (Note 41.2)

The above associate is accounted for using the equity method in the consolidated financial statements.

Summarised financial information of the material associate, adjusted for any differences in accounting policies, and reconciled to the carrying amount in the consolidated financial statements, are disclosed below:

	Tower Company	
	2017	2016
Current assets	30,517	39,565
Non-current assets	292,126	272,103
Current liabilities	(150,438)	(171,568)
Non-current liabilities	(44,710)	(14,548)
Equity	(127,495)	(125,552)
Revenue	68,665	54,474
Profit/(loss) for the year	1,943	(575)
Total comprehensive income for the year	1,943	(575)
Reconciled to the Group's interest in the associate:		
Net assets of the associate	127,495	125,552
Group's effective interest	28.1%	28.1%
Adjustment for the remaining balance of the deferred gain from the Group's Tower Assets Disposal	35,826	35,280
	(2,784)	(3,145)
Carrying amount in the consolidated financial statements	33,042	32,135

20. INTEREST IN JOINT VENTURES

	2017	2016
Share of net assets	2,368	1,175

Details of the Group's interest in the joint venture, which is accounted for using the equity method in the consolidated financial statements, are as follows:

Name	Form of business structure	Place of incorporation and business	Proportion of ownership interest held by a subsidiary	Paid up capital	Principal activities
Merchants Union Consumer Finance Company Limited ("MUCFC")	Incorporated	The PRC	50%	RMB3,200,000,000*	Consumer finance consulting in the PRC
Smart Steps Digital Technology Co., Ltd.	Incorporated	The PRC	55%	RMB116,000,000	Information technology service and software research and development service in the PRC

* Each of the Group and China Merchants Bank injected RMB600 million to MUCFC in December 2017.

Summarised financial information of the material joint venture, adjusted for any differences in accounting policies, and reconciled to the carrying amount in the consolidated financial statements, are disclosed below:

	MUCFC	
	2017	2016
Assets	46,980	18,548
Liabilities	(42,339)	(16,296)
Equity	(4,641)	(2,252)
Revenue	4,163	1,191
Profit for the year	1,189	336
Total comprehensive income for the year	1,189	336
Reconciled to the Group's interests in the joint venture:		
Net assets of the joint venture	4,641	2,252
Group's effective interest	50%	50%
Carrying amount in the consolidated financial statements	2,321	1,126

Notes to the Consolidated Financial Statements

(All amounts in RMB millions unless otherwise stated)

21. FINANCIAL ASSETS AT FAIR VALUE THROUGH OTHER COMPREHENSIVE INCOME

	2017	2016
Listed in the PRC	158	147
Listed outside the PRC	4,070	4,138
Unlisted	58	41
	4,286	4,326

For the year ended 31 December 2017, decrease in fair value of financial assets at fair value through other comprehensive income amounted to approximately RMB56 million (2016: decrease of approximately RMB544 million). The decrease, net of tax impact, of approximately RMB58 million (2016: decrease, net of tax impact, of approximately RMB530 million) has been recorded in the consolidated statement of comprehensive income.

22. OTHER ASSETS

	Note	2017	2016
Intangible assets	(i)	10,988	11,120
Prepaid rental for premises, leased lines and electricity cables		2,812	2,854
Direct incremental costs for activating broadband and IPTV subscribers	(ii)	4,522	7,690
Receivables for sales of mobile handsets, net of allowance	(iii)	753	1,432
VAT recoverable	(iv)	596	307
Others		1,050	1,476
		20,721	24,879

22. OTHER ASSETS (Continued)

(i) Intangible assets

	Computer software	Others	Total
Cost:			
At 1 January 2016	23,449	1,883	25,332
Additions	159	18	177
Transfer from CIP	2,761	242	3,003
Disposals	(1,148)	(67)	(1,215)
At 31 December 2016	25,221	2,076	27,297
Additions	42	2	44
Transfer from CIP	3,222	568	3,790
Disposals	(1,327)	(60)	(1,387)
At 31 December 2017	27,158	2,586	29,744
Accumulated amortisation and impairment:			
At 1 January 2016	(12,736)	(773)	(13,509)
Amortisation charge for the year	(3,618)	(228)	(3,846)
Disposals	1,129	49	1,178
At 31 December 2016	(15,225)	(952)	(16,177)
Amortisation charge for the year	(3,657)	(290)	(3,947)
Disposals	1,323	45	1,368
At 31 December 2017	(17,559)	(1,197)	(18,756)
Net book value:			
At 31 December 2017	9,599	1,389	10,988
At 31 December 2016	9,996	1,124	11,120

- (ii) Direct incremental costs for activating broadband subscribers mainly include the costs of installing broadband and IPTV terminals at customer's homes for the provision of broadband and IPTV services. Such costs are amortised over the expected service period.
- (iii) The amount includes the receivables from the sales of mobile handsets that are gradually recovered over one year during the contract period. Receivables to be gradually recovered within one year is included in prepayments and other current assets (see Note 25(i)).
- (iv) VAT recoverable includes input VAT and prepaid VAT which will likely be deducted beyond one year. VAT recoverable which will be deducted within one year are included in prepayments and other current assets (see Note 25(ii)).

Notes to the Consolidated Financial Statements

(All amounts in RMB millions unless otherwise stated)

23. INVENTORIES AND CONSUMABLES

	2017	2016
Handsets and other telecommunication products	2,005	2,163
Consumables	24	59
Others	210	209
	2,239	2,431

24. ACCOUNTS RECEIVABLE

	2017	2016
Accounts receivable	19,174	19,088
Less: Allowance for doubtful debts	(5,210)	(5,466)
	13,964	13,622

The aging analysis of accounts receivable, based on the billing date and net of allowance of doubtful debts, is as follows:

	2017	2016
Within one month	7,184	6,557
More than one month to three months	2,763	3,181
More than three months to one year	2,737	2,869
More than one year	1,280	1,015
	13,964	13,622

The normal credit period granted by the Group to individual subscribers is thirty days from the date of billing unless they meet certain specified credit assessment criteria. For corporate customers, the credit period granted by the Group is based on the service contract terms, normally not exceeding one year.

There is no significant concentration of credit risk with respect to customer receivables, as the Group has a large number of customers.

As at 31 December 2017, accounts receivable of approximately RMB7,576 million (2016: approximately RMB7,565 million) were impaired. The Group makes a full or partial allowance against those accounts receivable based on its past experience, historical collection patterns, subscribers' creditworthiness and collection trends. The Group makes a full allowance for receivables aged over 3 months after the credit period for individual subscribers unless they meet certain specified credit assessment criteria. The individually impaired receivables mainly relate to subscriber service fees.

24. ACCOUNTS RECEIVABLE (Continued)

The movement in the allowance for doubtful debts during the year, including both specific and collective loss components, is as follows:

	2017	2016
Balance, beginning of year	5,466	4,910
Allowance for the year	3,325	3,999
Written-off during the year	(3,581)	(3,443)
Balance, end of year	5,210	5,466

The creation and release of allowance for impaired receivables have been recognised in the statement of income. Amounts charged to the allowance account are generally written-off when there is reliable evidence to indicate no expectation of recovering the receivable.

The maximum exposure to credit risk as at the statement of financial position date is the carrying value of accounts receivable mentioned above. The Group does not hold any collateral as security.

As at 31 December 2017, accounts receivable of approximately RMB10,284 million (2016: approximately RMB9,626 million) were neither past due nor impaired. Receivables that were neither past due nor impaired relate to a wide range of customers for whom there was no recent history of default.

Accounts receivable of approximately RMB1,314 million (2016: approximately RMB1,890 million) were past due but not impaired. The aging analysis of these receivables is as follows:

	2017	2016
More than one month to three months	926	1,369
More than three months to one year	105	213
More than one year	283	308
	1,314	1,890

Receivables that were past due but not impaired mainly due to no objective evidence of impairment occurred. Based on past experience, management believes that no impairment allowance is necessary in respect of these balances as there has not been a significant change in credit quality.

Notes to the Consolidated Financial Statements

(All amounts in RMB millions unless otherwise stated)

25. PREPAYMENTS AND OTHER CURRENT ASSETS

The nature of prepayments and other current assets, net of allowance for doubtful debts, are as follows:

	Note	2017	2016
Receivables for the sales of mobile handsets, net of allowance	(i)	2,221	3,266
Prepaid rental		2,305	2,334
Deposits and prepayments		1,579	1,876
Advances to employees		20	15
VAT recoverable	(ii)	4,948	4,952
Prepaid enterprise income tax		438	208
Others		2,290	1,372
		13,801	14,023

(i) The Group offers preferential packages to the customers which include the bundle sales of mobile handsets and provision of service. The total contract consideration of such preferential packages is allocated to service revenue and sales of handsets based on their relative fair values. For those contractual preferential packages which the prepaid amounts from customers less than the fair value of the mobile handsets, the revenue relating to the sale of the handsets is recognised when the titles are passed to the customers and are calculated under the aforementioned relative fair value method, which results in the corresponding receivable for the sales of mobile handsets. The receivable for the sales of mobile handsets is gradually recovered during the contract period when the customers pay the monthly package fee. Receivables to be gradually recovered beyond one year amounted to RMB753 million (2016: RMB1,432 million), and are included in long-term other assets (see Note 22(iii)).

(ii) VAT recoverable includes the input VAT and prepaid VAT that can be deducted within one year.

Prepayments and other current assets are expected to be recovered or recognised as expenses within one year.

As at 31 December 2017, there was no significant impairment for the prepayments and other current assets.

26. SHORT-TERM BANK DEPOSITS AND RESTRICTED DEPOSITS

	Note	2017	2016
Bank deposits with maturity exceeding three months		3,124	33
Statutory reserve deposits	(i)	2,197	1,577
Restricted deposits		205	144
		5,526	1,754

(i) In order to carry on its business, Finance Company placed statutory reserve deposits with the People's Bank of China according to "Notice of the People's Bank of China on Implementing the Average Method to Assess Deposit Reserves" (Yinfa [2015] No.289) (Translated from 《中國人民銀行關於實施平均法考核存款準備金的通知》(銀發[2015]289號)). These statutory reserve deposits are not available for use by the Group in daily operations.

27. CASH AND CASH EQUIVALENTS AND OTHER CASH FLOW INFORMATION

(a) Cash and cash equivalents

	2017	2016
Cash at bank and in hand	32,836	23,373
Bank deposits with original maturities of three months or less	-	260
	32,836	23,633

(b) Reconciliation of liabilities arising from financing activities

The table below details changes in the Group's liabilities from financing activities, including both cash and non-cash changes. Liabilities arising from financing activities are liabilities for which cash flows were, or future cash flows will be, classified in the Group's consolidated cash flow statement as cash flows from financing activities.

	Short-term bank loans (Note 36)	Long-term bank loans (Note 31)	Commercial papers (Note 37)	Promissory notes (Note 32)	Corporate bonds (Note 33)	Finance lease (Note 35(b))	Other borrowings (Note 41)	Total
At 1 January 2017	76,994	4,656	35,958	36,882	19,970	794	2,397	177,651
Changes from financing cash flows:								
Proceeds from commercial papers	-	-	26,941	-	-	-	-	26,941
Proceeds from short-term bank loans	117,571	-	-	-	-	-	-	117,571
Proceeds from long-term bank loans	-	1,549	-	-	-	-	-	1,549
Loans from ultimate holding company	-	-	-	-	-	-	5,237	5,237
Loans from related parties	-	-	-	-	-	-	535	535
Repayment of commercial papers	-	-	(54,000)	-	-	-	-	(54,000)
Repayment of short-term bank loans	(172,065)	-	-	-	-	-	-	(172,065)
Repayment of long-term bank loans	-	(2,686)	-	-	-	-	-	(2,686)
Repayment of ultimate holding company loan	-	-	-	-	-	-	(3,893)	(3,893)
Repayment of related parties loan	-	-	-	-	-	-	(60)	(60)
Repayment of finance lease	-	-	-	-	-	(695)	-	(695)
Repayment of promissory notes	-	-	-	(19,000)	-	-	-	(19,000)
Repayment of Corporate bonds	-	-	-	-	(2,000)	-	-	(2,000)
Payment of issuing expense for promissory notes	-	-	-	(82)	-	-	-	(82)
Net withdrawal by Unicom Group and its subsidiaries from Finance Company	-	-	-	-	-	-	(112)	(112)
Net deposits from a joint venture with Finance Company	-	-	-	-	-	-	12	12
Total changes from financing cash flows	(54,494)	(1,137)	(27,059)	(19,082)	(2,000)	(695)	1,719	(102,748)
Exchange adjustments	-	(13)	-	-	-	-	-	(13)
Other changes:								
New financing leases	-	-	-	-	-	573	-	573
Finance charges on obligations under finance leases	-	-	-	-	-	20	-	20
Interest expenses	-	377	92	160	11	-	-	640
Total other changes	-	377	92	160	11	593	-	1,233
At 31 December 2017	22,500	3,883	8,991	17,960	17,981	692	4,116	76,123

Notes to the Consolidated Financial Statements

(All amounts in RMB millions unless otherwise stated)

28. SHARE CAPITAL

Issued and fully paid:	Note	Number of shares millions	Share capital
At 1 January 2016, at 31 December 2016		23,947	179,102
Shares issued	1	6,651	74,954
At 31 December 2017		30,598	254,056

On 28 November 2017, the Company issued 6,651,043,262 new shares to Unicom BVI in return for a cash consideration of RMB74,954 million.

29. RESERVES

(a) Movements in components of equity

The Company

	Share capital	Investment revaluation reserve	Other reserve	Retained profits	Total equity
Balance at 1 January 2016	179,102	(6,489)	572	10,070	183,255
Total comprehensive income for the year	–	(531)	–	1,870	1,339
Dividends relating to 2015 (Note 30)	–	–	–	(4,071)	(4,071)
Balance at 31 December 2016	179,102	(7,020)	572	7,869	180,523
Balance at 1 January 2017	179,102	(7,020)	572	7,869	180,523
Total comprehensive income for the year	–	(68)	–	906	838
Issue of share capital	74,954	–	–	–	74,954
Balance at 31 December 2017	254,056	(7,088)	572	8,775	256,315

29. RESERVES (Continued)

(b) Nature and purpose

(i) Statutory reserves

CUCL is registered as a foreign investment enterprise in the PRC. In accordance with the Articles of Association, it is required to provide for certain statutory reserves, namely, general reserve fund and staff bonus and welfare fund, which are appropriated from profit after tax and non-controlling interests but before dividend distribution.

CUCL is required to allocate at least 10% of its profit after tax and non-controlling interests determined under the PRC Company Law to the general reserve fund until the cumulative amounts reach 50% of the registered capital. The statutory reserve can only be used, upon approval obtained from the relevant authority, to offset accumulated losses or increase capital.

Accordingly, CUCL appropriated approximately RMB50 million (2016: approximately RMB47 million) to the general reserve fund for the year ended 31 December 2017.

Appropriation to the staff bonus and welfare fund is made at the discretion of the Board of Directors. The staff bonus and welfare fund can only be used for special bonuses or the collective welfare of the employees and cannot be distributed as cash dividends. Under IFRSs/HKFRSs, the appropriations to the staff bonus and welfare fund are charged to the statement of income as expenses incurred since any assets acquired through this fund belong to the employees. For the years ended 31 December 2017 and 2016, no appropriation to staff bonus and welfare fund has been made by CUCL.

According to the PRC tax approval document issued by the MOF and the SAT of the PRC, the upfront connection fees were not subject to the PRC enterprise income tax and an amount equal to the upfront connection fees recognised in the retained profits had been transferred from retained profits to the statutory reserve. As at 31 December 2011, an accumulated appropriation of approximately RMB12,289 million was made to the statutory reserve and no more upfront connection fees are recognised afterwards.

(ii) General risk reserve

CUCL and Unicom Group established the Finance Company to provide certain financial services. Pursuant to "Requirements on Impairment Allowance for Financial Institutions" (Caijin [2012] No. 20) (Translated from 《金融企業準備金計提管理辦法》(財金[2012]20號)) issued by the MOF which effective on 1 July 2012 (the "Document"), the Finance Company establishes a general risk reserve within the shareholders' equity, through appropriation of retained profits, to address unidentified potential losses relating to risk assets. The general risk reserve balance should not be less than 1.5% of the ending balance of risk assets, as defined in the Document.

(iii) Investment revaluation reserve

The investment revaluation reserve represents the changes in fair value of financial assets through other comprehensive income, net of tax, until the financial assets are derecognised.

(iv) Other reserve

Other reserve mainly represents the difference between the consideration and the net assets value for business combination of entities and businesses under common control and the effect of CUCL's capitalisation of retained profits.

Notes to the Consolidated Financial Statements

(All amounts in RMB millions unless otherwise stated)

30. DIVIDENDS

At a meeting held on 15 March 2017, the Board of the Directors of the Company resolved not to pay a final dividend for the year ended 31 December 2016.

At a meeting held on 15 March 2018, the Board of Directors of the Company proposed the payment of a final dividend of RMB0.052 per ordinary share to the shareholders for the year ended 31 December 2017 totaling approximately RMB1,591 million. This proposed dividend has not been reflected as a dividend payable in the financial statements as at 31 December 2017, but will be reflected in the financial statements for the year ending 31 December 2018.

	2017	2016
Proposed final dividend: RMB0.052 (2016: Nil) per ordinary share by the Company	1,591	-

Pursuant to the PRC enterprise income tax law, a 10% withholding income tax is levied on dividends declared on or after 1 January 2008 by foreign investment enterprises to their foreign enterprise shareholders unless the enterprise investor is deemed as a PRC Tax Resident Enterprise ("TRE"). On 11 November 2010, the Company obtained an approval from the SAT of the PRC, pursuant to which the Company qualifies as a PRC TRE from 1 January 2008. Therefore, as at 31 December 2017, the Company's subsidiaries in the PRC did not accrue for withholding tax on dividends distributed to the Company and there has been no deferred tax liability accrued in the Group's consolidated financial statements for the undistributed profits of the Company's subsidiaries in the PRC.

For the Company's non-PRC TRE enterprise shareholders (including HKSCC Nominees Limited), the Company would distribute dividends after deducting the amount of enterprise income tax payable by these non-PRC TRE enterprise shareholders thereon and reclassify the related dividend payable to withholding tax payable upon the declaration of such dividends. The requirement to withhold tax does not apply to the Company's shareholders appearing as individuals in its share register.

31. LONG-TERM BANK LOANS

Interest rates and final maturity		2017	2016
RMB denominated bank loans	Fixed interest rates ranging from 1.08% to 1.20% (2016: 1.08% to 1.20%) per annum with maturity through 2036 (2016: maturity through 2036)	3,533	4,246
USD denominated bank loans	Fixed interest rates ranging from Nil to 1.55% (2016: Nil to 1.55%) per annum with maturity through 2039 (2016: maturity through 2039)	278	321
Euro denominated bank loans	Fixed interest rates ranging from 1.10% to 2.50% (2016: 1.10% to 2.50%) per annum with maturity through 2034 (2016: maturity through 2034)	72	89
Sub-total		3,883	4,656
Less: Current portion		(410)	(161)
		3,473	4,495

31. LONG-TERM BANK LOANS (Continued)

As at 31 December 2017, long-term bank loans of approximately RMB105 million (2016: approximately RMB173 million) were guaranteed by third parties.

The repayment schedule of the long-term bank loans is as follows:

	2017	2016
Balances due:		
– no later than one year	410	161
– later than one year and no later than two years	423	385
– later than two years and no later than five years	1,175	1,047
– later than five years	1,875	3,063
	3,883	4,656
Less: Portion classified as current liabilities	(410)	(161)
	3,473	4,495

32. PROMISSORY NOTES

On 3 April 2014, the Company established a Medium Term Note Programme (the “MTN Programme”), under which the Company could offer and issue notes of aggregate principal amount of up to RMB10 billion. Notes under the MTN Programme (the “Notes”) will be denominated in RMB and are to be issued to professional investors outside the United States. On 16 April 2014, the Company completed the issue of Notes in an aggregate nominal amount of RMB4 billion pursuant to the MTN Programme, with a maturity of 3 years and at an interest rate of 4.00% per annum, and was fully repaid in April 2017. On 24 July 2014, the Company completed the issue of Notes in an aggregate nominal amount of RMB2.5 billion with a maturity period of 2 years and at an interest rate of 3.80% per annum, and was fully repaid in July 2016.

On 16 April 2014, CUCL issued tranche one of 2014 promissory notes in the amount of RMB5 billion, with a maturity period of 3 years from the date of issue and which carries interests at 5.35% per annum, and was fully repaid in April 2017.

On 14 July 2014, CUCL issued tranche two of 2014 promissory notes in an amount of RMB5 billion, with a maturity period of 3 years from the date of issue and which carries interest at 4.84% per annum, and was fully repaid in July 2017.

On 28 November 2014, CUCL issued tranche three of 2014 promissory notes in an amount of RMB5 billion, with a maturity period of 3 years from the date of issue and which carries interest at 4.20% per annum, and was fully repaid in November 2017.

On 15 June 2015, CUCL issued tranche one of 2015 promissory notes in an amount of RMB4 billion, with a maturity period of 3 years from the date of issue and which carries interest at 3.85% per annum.

On 18 June 2015, CUCL issued tranche two of 2015 promissory notes in an amount of RMB4 billion, with a maturity period of 3 years from the date of issue and which carries interest at 3.85% per annum.

On 30 November 2015, CUCL issued tranche three of 2015 promissory notes in an amount of RMB3.5 billion, tranche four of 2015 promissory notes in an amount of RMB3.5 billion and tranche five of 2015 promissory notes in an amount of RMB3 billion, all with a maturity period of 3 years from the date of issue and which carries interest at 3.30% per annum.

Notes to the Consolidated Financial Statements

(All amounts in RMB millions unless otherwise stated)

33. CORPORATE BONDS

On 8 June 2007, the Group issued RMB2 billion 10-year corporate bonds, bearing interest at 4.50% per annum. The corporate bonds were secured by a corporate guarantee granted by Bank of China Limited, and was fully repaid in June 2017.

On 7 June 2016, the Group issued RMB7 billion 3-year corporate bonds and RMB1 billion 5-year corporate bond, bearing interest at 3.07% and 3.43% per annum respectively.

On 14 July 2016, the Group issued RMB10 billion 3-year corporate bonds, bearing interest at 2.95% per annum.

34. DEFERRED REVENUE

Deferred revenue mainly represents the unused portion of subscriber points and the unamortised portion of government grants.

	2017	2016
Balance at beginning of the year	3,367	2,399
Additions for the year		
– subscriber points	813	287
– government grants	513	1,199
– others	36	11
	1,362	1,497
Reductions for the year		
– usage of subscriber points	(703)	(247)
– recognition of government grants in profit or loss and other reductions	(507)	(100)
– others	(149)	(182)
Balance at end of the year	3,370	3,367
Representing:		
– current portion	350	369
– non-current portion	3,020	2,998
	3,370	3,367

35. OTHER OBLIGATIONS

	Note	2017	2016
One-off cash housing subsidies	(a)	2,496	2,496
Obligations under finance lease	(b)	692	794
Others		231	186
Sub-total		3,419	3,476
Less: Current portion		(2,987)	(3,141)
		432	335

(a) One-off cash housing subsidies

Certain staff quarters, prior to 1998, were sold to certain of the Group's employees at preferential prices, subject to a number of eligibility requirements. In 1998, the State Council issued a circular which stipulated that the sale of quarters to employees at preferential prices should be terminated. In 2000, the State Council issued a further circular stating that cash subsidies should be made to certain eligible employees following the withdrawal of the allocation of staff quarters. However, the specific timetable and procedures for the implementation of these policies were to be determined by individual provincial or municipal governments based on the particular situation of the provinces or municipality.

Based on the relevant detailed local government regulations promulgated, certain entities within the Group adopted cash housing subsidy plans. In accordance with these plans, for those eligible employees who had not been allocated with quarters or who had not been allocated with quarters up to the prescribed standards before the discounted sales of quarters were terminated, the Group determined to pay them one-off cash housing subsidies based on their years of service, positions and other criteria. Based on the available information, the Group estimated the required provision for these cash housing subsidies amounted to RMB4,142 million, which was charged to the statement of income for the year ended 31 December 2000 (the year in which the State Council circular in respect of cash subsidies was issued).

In January 2009, through the absorption of China Netcom (Group) Company Limited ("CNC China") by CUCL and the absorption of China Network Communications Group Corporation ("Netcom Group") by Unicom Group, the rights and obligations formerly undertaken by CNC China and Netcom Group were taken over by CUCL and Unicom Group separately. As at 31 December 2017, the Group's unpaid one-off cash housing subsidies amounted to approximately RMB2,496 million. If the actual payments required for these one-off housing subsidies differ from the amount provided, Unicom Group will bear any additional payments required. If the actual payments are lower than the amount provided, the difference will be paid to Unicom Group.

Notes to the Consolidated Financial Statements

(All amounts in RMB millions unless otherwise stated)

35. OTHER OBLIGATIONS (Continued)

(b) Obligations under finance lease

The obligations under finance lease represent the payables for the finance lease of telecommunications equipment. The lease payments under finance lease are analysed as follows:

	2017	2016
Total minimum lease payments under finance lease:		
– not later than one year	484	624
– later than one year and not later than two years	236	230
	720	854
Less: Future finance charges	(28)	(60)
Present value of minimum obligations	692	794
Representing obligations under finance lease:		
– current liabilities	461	586
– non-current liabilities	231	208

36. SHORT-TERM BANK LOANS

	Interest rates and final maturity	2017	2016
RMB denominated bank loans	Fixed interest rates ranging from 2.35% to 5.80% (2016: 2.35% to 4.35%) per annum with maturity through 2018 (2016: maturity through 2017)	22,500	76,994
Total		22,500	76,994

At 31 December 2017 and 2016, all short-term bank loans were unsecured.

37. COMMERCIAL PAPERS

On 3 June 2016, CUCL issued tranche three of 2016 super short term commercial papers in an amount of RMB6 billion, with a maturity period of 270 days from the date of issue and which carries interest at 2.72% per annum, and was fully repaid in February 2017.

On 12 July 2016, CUCL issued tranche four of 2016 super short term commercial papers in an amount of RMB10 billion, with a maturity period of 270 days from the date of issue and which carries interest at 2.55% per annum, and was fully repaid in April 2017.

On 17 November 2016, CUCL issued tranche five of 2016 super short term commercial papers in an amount of RMB10 billion, with a maturity period of 270 days from the date of issue and which carries interest at 3.00% per annum, and was fully repaid in August 2017.

On 24 November 2016, CUCL issued tranche six of 2016 super short term commercial papers in an amount of RMB5 billion, with a maturity period of 180 days from the date of issue and which carries interest at 3.00% per annum, and was fully repaid in May 2017.

On 24 November 2016, CUCL issued tranche seven of 2016 super short term commercial papers in an amount of RMB5 billion, with a maturity period of 180 days from the date of issue and which carries interest at 3.00% per annum, and was fully repaid in May 2017.

On 20 April 2017, CUCL issued tranche one of 2017 super short term commercial papers in an amount of RMB4 billion, with a maturity period of 90 days from the date of issue and which carries interest at 3.90% per annum, and was fully repaid in July 2017.

On 26 April 2017, CUCL issued tranche two of 2017 super short term commercial papers in an amount of RMB4 billion, with a maturity period of 90 days from the date of issue and which carries interest at 3.95% per annum, and was fully repaid in July 2017.

On 11 May 2017, CUCL issued tranche three of 2017 super short term commercial papers in an amount of RMB6 billion, with a maturity period of 90 days from the date of issue and which carries interest at 4.40% per annum, and was fully repaid in August 2017.

On 6 July 2017, CUCL issued tranche four of 2017 super short term commercial papers in an amount of RMB1 billion, with a maturity period of 270 days from the date of issue and which carries interest at 4.38% per annum.

On 27 July 2017, CUCL issued tranche five of 2017 super short term commercial papers in an amount of RMB4 billion, with a maturity period of 90 days from the date of issue and which carries interest at 4.09% per annum, and was fully repaid in October 2017.

On 7 August 2017, CUCL issued tranche six of 2017 super short term commercial papers in an amount of RMB4 billion, with a maturity period of 270 days from the date of issue and which carries interest at 4.26% per annum.

On 10 August 2017, CUCL issued tranche seven of 2017 super short term commercial papers in an amount of RMB4 billion, with a maturity period of 270 days from the date of issue and which carries interest at 4.23% per annum.

Notes to the Consolidated Financial Statements

(All amounts in RMB millions unless otherwise stated)

38. ACCOUNTS PAYABLE AND ACCRUED LIABILITIES

	2017	2016
Payables to contractors and equipment suppliers	82,444	105,674
Payables to telecommunications products suppliers	4,548	5,005
Customer/contractor deposits	5,262	4,869
Repair and maintenance expense payables	5,348	4,795
Bills payable	49	68
Salary and welfare payables	3,711	2,798
Interest payable	709	1,303
Amounts due to services providers/content providers	2,253	1,412
Accrued expenses	14,845	12,583
Others	6,091	4,717
	125,260	143,224

The aging analysis of accounts payables and accrued liabilities is based on the invoice date as follows:

	2017	2016
Less than six months	104,691	120,191
Six months to one year	9,009	11,689
More than one year	11,560	11,344
	125,260	143,224

39. MUTUAL INVESTMENT OF THE COMPANY AND TELEFÓNICA IN EACH OTHER

On 6 September 2009, the Company announced that in order to strengthen the cooperation between the Company and Telefónica, the parties entered into a strategic alliance agreement and a subscription agreement, pursuant to which each party conditionally agreed to invest an equivalent of USD1 billion in each other through an acquisition of each other's shares.

On 23 January 2011, the Company entered into an agreement to enhance the strategic alliance with Telefónica that: (a) Telefónica would purchase ordinary shares of the Company for a consideration of USD500 million through acquisition from third parties; and (b) the Company would acquire from Telefónica 21,827,499 ordinary shares of Telefónica held in treasury ("Telefónica Treasury Shares") for an aggregate purchase price of Euro374,559,882.84. On 25 January 2011, the Company completed the purchase of Telefónica Treasury Shares in accordance with the strategic agreement. During 2011, Telefónica completed its investment of USD500 million in the Company.

On 14 May 2012, Telefónica declared a dividend. The Company chose to implement it by means of a scrip dividend and received 1,646,269 ordinary shares of approximately RMB146 million.

39. MUTUAL INVESTMENT OF THE COMPANY AND TELEFÓNICA IN EACH OTHER (Continued)

As at 31 December 2017, the related financial assets at fair value through other comprehensive income amounted to approximately RMB4,070 million (2016: approximately RMB4,138million). For the year ended 31 December 2017, the decrease in fair value of the financial assets through other comprehensive income was approximately RMB68 million (2016: decrease of approximately RMB531million), has been recorded in the consolidated statement of comprehensive income.

40. EQUITY-SETTLED SHARE OPTION SCHEMES

On 16 April 2014, the Company adopted a new share option scheme (the “2014 Share Option Scheme”). The 2014 Share Option Scheme is valid and effective for a period of 10 years commencing on 22 April 2014 and will expire on 22 April 2024. Under the 2014 Share Option Scheme, the share options may be granted to employees including all directors; any grant of share options to a Connected Person (as defined in the Listing Rules) of the Company must be approved by the independent non-executive directors of the Company (excluding any independent non-executive director of the Company in the case such director is a grantee of the options) and all grants to connected persons shall be subject to compliance with the requirements of the Listing Rules, including where necessary the prior approval of the shareholders. As at 31 December 2017, 1,777,437,107 options were available for issue under the 2014 Share Option Scheme. Pursuant to the 2014 Share Option Scheme, the consideration payable by a participant for the grant of share options will be HKD1.00. The exercise price payable by a participant upon the exercise of an option will be determined by the Board of Directors at their discretion at the date of grant, except that such price may not be set below a minimum price which is the higher of:

- (i) The closing price of the shares on the SEHK on the offer date in respect of the share options; and
- (ii) The average closing price of the shares on the SEHK for the five trading days immediately preceding the offer date;

The option period commences on any day after the date on which such share option is offered, but may not exceed 10 years from the offer date. No share options had been granted since adoption of the 2014 Share Option Scheme.

No options outstanding as at 31 December 2017 and 2016.

For the years ended 31 December 2017 and 2016, there were no employee share-based compensation expenses.

41. RELATED PARTY TRANSACTIONS

Unicom Group is a state-owned enterprise directly controlled by the PRC government. The PRC government is the Company's ultimate controlling party. Neither Unicom Group nor the PRC government publishes financial statements available for public use.

The PRC government controls a significant portion of the productive assets and entities in the PRC. The Group provides telecommunications services as part of its retail transactions, thus, is likely to have extensive transactions with the employees of other state-controlled entities, including their key management personnel and their close family members. These transactions are carried out on commercial terms that are consistently applied to all customers.

Management considers certain state-owned enterprises have material transactions with the Group in its ordinary course of business, which include but not limited to 1) rendering and receiving telecommunications services, including interconnection revenue/charges; 2) purchasing of goods, including use of public utilities; and 3) placing of bank deposits and borrowing money. The Group's telecommunications network depends, in large part, on interconnection with the network and on transmission lines leased from other domestic carriers. These transactions are mainly carried out on terms comparable to those conducted with third parties or standards promulgated by relevant government authorities and have been reflected in the financial statements.

Notes to the Consolidated Financial Statements

(All amounts in RMB millions unless otherwise stated)

41. RELATED PARTY TRANSACTIONS (Continued)

Management believes that meaningful information relating to related party transactions has been disclosed below.

41.1 Connected transactions with Unicom Group and its subsidiaries

(a) Recurring transactions

The following is a summary of significant recurring transactions carried out by the Group with Unicom Group and its subsidiaries. In the directors' opinion, these transactions were carried out in the ordinary course of business.

	Note	2017	2016
Transactions with Unicom Group and its subsidiaries:			
Charges for value-added telecommunications services	(i), (ii)	30	42
Rental charges for property leasing	(i), (iii)	1,017	1,050
Charges for lease of telecommunications resources	(i), (iv)	270	281
Charges for engineering design and construction services	(i), (v)	2,411	4,487
Charges for shared services	(i), (vi)	83	104
Charges for materials procurement services	(i), (vii)	60	88
Charges for ancillary telecommunications services	(i), (viii)	2,699	2,541
Charges for comprehensive support services	(i), (ix)	1,274	1,690
Income from comprehensive support services	(i), (ix)	67	51
Lending by Finance Company to Unicom Group	(i), (xi)	700	–
Repayment of loan lending by Finance Company	(i), (xi)	500	–
Interest income from lending services	(i), (xi)	8	–

- (i) On 25 November 2016, CUCL entered into the new agreement, "2017–2019 Comprehensive Services Agreement" with Unicom Group to renew certain continuing connected transactions. 2017–2019 Comprehensive Services Agreement has a term of three years commencing on 1 January 2017 and expiring on 31 December 2019, and the service fees payable shall be calculated on the same basis as under previous agreement. Annual caps for certain transactions have changed under the new agreement.
- (ii) UNISK (Beijing) Information Technology Corporation Limited ("UNISK") agreed to provide the mobile subscribers of CUCL with various types of value-added services through its cellular communications network and data platform. The Group retains a portion of the revenue generated from the value-added services provided to the Group's subscribers (and actually received by the Group) and allocates a portion of such fees to UNISK for settlement, on the condition that such proportion allocated to UNISK does not exceed the average proportion allocated to independent value-added telecommunications content providers who provide value-added telecommunications content to the Group in the same region. The percentage of revenue to be allocated to UNISK by the Group varies depending on the types of value-added service provided to the Group.
- (iii) CUCL and Unicom Group agreed to mutually lease properties and ancillary facilities from each other. Rentals are based on the lower of the market rates and the depreciation costs and taxes. For the year ended 31 December 2017, the rental charge paid by Unicom Group was approximately RMB6.65 million, which was negligible.

41. RELATED PARTY TRANSACTIONS (Continued)

41.1 Connected transactions with Unicom Group and its subsidiaries (Continued)

(a) Recurring transactions (Continued)

- (iv) Unicom Group agreed to lease to CUCL certain international telecommunications resources (including international telecommunications channel gateways, international telecommunications service gateways, international submarine cable capacity, international land cables and international satellite facilities) and certain other telecommunications facilities for its operations. The rental charges for the leasing of international telecommunications resources and other telecommunications facilities are based on the annual depreciation charges of such resources and facilities provided that such charges would not be higher than market rates. For maintenance service to the telecommunications facilities aforementioned, unless otherwise agreed by CUCL and Unicom Group, such maintenance service charges would be borne by CUCL and determined with reference to market rates or a cost-plus basis if there are no market rates.
- (v) Unicom Group agreed to provide engineering design, construction and supervision services and IT services to CUCL. The charges payable by CUCL for the above services are determined with reference to the market price and are settled when the relevant services are provided.
- (vi) Unicom Group and CUCL agreed to provide shared services to each other and would share the costs related to the shared services proportionately in accordance with their respective total assets value with certain adjustments. For the year ended 31 December 2017, the services charges paid by Unicom Group to CUCL was negligible.
- (vii) Unicom Group agreed to provide comprehensive procurement services for imported and domestic telecommunications materials and other domestic non-telecommunications materials to CUCL. Unicom Group has also agreed to provide services on management of tenders, verification of technical specifications, installation, consulting and agency services. In addition, Unicom Group will sell cable, modem and other materials operated by itself to CUCL and will also provide storage and logistics services in relation to the above materials procurement. The charges payable by CUCL to Unicom Group are based on contract values, market rates, government guidance price or cost-plus basis where applicable.
- (viii) Unicom Group agreed to provide ancillary telecommunications services to CUCL. These services include certain telecommunications pre-sale, on-sale and after-sale services such as assembling and repairing of certain telecommunications equipment, sales agency services, printing and invoice delivery services, maintenance of telephone booths, customers acquisitions and servicing and other customers' service. The charges are based on market rates, government guidance price or cost-plus basis and are settled as and when the relevant services are provided.

Notes to the Consolidated Financial Statements

(All amounts in RMB millions unless otherwise stated)

41. RELATED PARTY TRANSACTIONS (Continued)

41.1 Connected transactions with Unicom Group and its subsidiaries (Continued)

(a) Recurring transactions (Continued)

- (ix) Unicom Group and CUCL agreed to provide comprehensive support services to each other, including dining services, facilities leasing services (excluding those facilities mentioned in (iv) above), vehicle services, health and medical services, labour services, security services, hotel and conference services, gardening services, decoration and renovation services, sales services, construction agency, equipment maintenance services, market development, technical support services, research and development services, sanitary services, parking services, staff trainings, storage services, advertising services, marketing, property management services, information and communications technology services (including construction and installation services, system integration services, software development, product sales and agent services, operation and maintenance services, and consultation services). The charges are based on market rates, government guidance price or cost-plus basis and are settled as and when the relevant services are provided.
- (x) Unicom Group is the registered proprietor of the “Unicom” trademark in English and the trademark bearing the “Unicom” logo, which are registered at the PRC State Trademark Bureau. Pursuant to an exclusive PRC trademark licence agreement between Unicom Group and the Group, the Group has been granted the right to use these trademarks on a royalty free and renewal basis.
- (xi) Finance Company has agreed to provide financial services to Unicom Group and its subsidiaries, including deposit services, lending and other credit services, and other financial services.

For the lending services from Finance Company to Unicom Group and its subsidiaries, the interest rate will follow the interest rate standard promulgated by the People’s Bank of China, and will be no less than the minimum interest rate offered to other clients for the same type of loan, and the applicable interest rate offered to Unicom Group by the general commercial banks in PRC for the same type of loan.

(b) Amounts due from and to Unicom Group and its subsidiaries

Amount due from Unicom Group as of 31 December 2017 included a loan from Finance Company to Unicom Group of RMB200 million with a maturity period of 1 year and floating interest rate at 90% of the one-year lending rate set by the People’s Bank of China (2016: Nil).

Apart from the above and as disclosed in Note 41.3 below, amounts due from and to Unicom Group and its subsidiaries are unsecured, interest-free, repayable on demand/on contract terms and arise in the ordinary course of business in respect of transactions with Unicom Group and its subsidiaries as described in (a) above.

41. RELATED PARTY TRANSACTIONS (Continued)

41.2 Related party transactions with Tower Company

(a) Related party transactions

		2017	2016
Transactions with Tower Company:			
Interest income from Cash Consideration	(i)	755	809
Operating lease and other service charges	(ii)	16,524	14,887
Income from engineering design and construction services	(iii)	267	151

- (i) On 14 October 2015, CUCL and Unicom New Horizon Telecommunications Company Limited ("Unicom New Horizon", a wholly-owned subsidiary of CUCL and an indirectly wholly-owned subsidiary of the Company) entered into a transfer agreement (the "Transfer Agreement"), amongst China Mobile Communications Company Limited and its related subsidiaries ("China Mobile"), China Telecom Corporation Limited ("China Telecom"), China Reform Holdings Corporation Limited ("CRHC"), and Tower Company. Pursuant to the Transfer Agreement, the Group, China Mobile and China Telecom will sell certain of their telecommunications towers and related assets (the "Tower Assets") to Tower Company in exchange for shares issued by Tower Company and cash consideration. In addition, CRHC will make a cash subscription for shares of Tower Company.

The Tower Assets Disposal was completed on 31 October 2015 ("Completion Date"). The final consideration amount for the Tower Assets Disposal attributed to the Group was determined as RMB54,658 million. Tower Company issued 33,335,836,822 shares ("Consideration Shares") to CUCL at an issue price of RMB1.00 per share and the balance of the consideration of approximately RMB21,322 million payable in cash ("Cash Consideration"). The outstanding Cash Consideration and related VAT carries interest at 3.92% per annum. The first tranche and remaining Cash Consideration of RMB3,000 million and RMB18,322 million payable by Tower Company were settled in February 2016 and December 2017, respectively. For the year ended 31 December 2017, the interest income arisen from outstanding Cash Consideration and related VAT was approximately RMB755 million (2016: approximately RMB809 million).

- (ii) At the time the Tower Assets Disposal was completed, CUCL and the Tower Company were in the process of finalising the terms of lease and service. However, to ensure there were no interruptions in the operations of the Group, the Tower Company had undertaken to allow the Group to use the Tower Assets during a transition period, notwithstanding that the terms of the lease and service have not all been finalised, and CUCL paid service charges for the use of the Tower Assets from the Completion Date to the date that formal agreement was entered into. In addition, CUCL also leased other telecommunications towers and related assets from the Tower Company which were previously owned by China Mobile and China Telecom, or constructed by the Tower Company.

On 8 July 2016, CUCL and Tower Company entered into a framework agreement to confirm the pricing and related arrangements in relation to the usage of certain telecommunications towers and related assets (the "Agreement"). The Agreement finalised terms including assets categories, pricing basis for usage charges, and relevant service period etc. Provincial service agreements and detailed lease confirmation for specified towers have been signed subsequently.

Notes to the Consolidated Financial Statements

(All amounts in RMB millions unless otherwise stated)

41. RELATED PARTY TRANSACTIONS (Continued)

41.2 Related party transactions with Tower Company (Continued)

(a) Related party transactions (Continued)

In connection with its use of telecommunication towers and related assets, the Group recognised operating lease and other service charges for the year ended 31 December 2017 totalled RMB16,524 million (2016: approximately RMB14,887 million).

(iii) The Group provide engineering design and construction services, including system integration and engineering design services to Tower Company.

(b) Amounts due from and to Tower Company

Amount due from Tower Company as at 31 December 2017 included VAT recoverable related Cash Consideration from Tower Company of RMB2,704 million (2016: included Cash Consideration of RMB18,322 million and related VAT recoverable RMB2,704 million, respectively), which carries interest at 3.92% per annum.

Amount due to Tower Company balance mainly included operating lease and other service charges payable, and payable balance in relation to power charges paid by Tower Company on behalf of the Group, of RMB2,480 million in total as at 31 December 2017 (2016: RMB4,377 million in total).

Except as mentioned above, amounts due from and to Tower Company are unsecured, interest-free, repayable on demand/on contract terms and arise in the ordinary course of business in respect of transactions with Tower Company as described in (a) above.

41.3 Related party transactions with Unicom Group and its subsidiaries

(a) Related party transactions

	Note	2017	2016
Transactions with Unicom Group and its subsidiaries:			
Unsecured entrusted loan from Unicom Group	(i)	5,237	–
Repayment of unsecured entrusted loan to Unicom Group	(i)	3,893	1,344
Loan from related parties	(ii)	435	–
Interest expenses on unsecured entrusted loan	(i)	70	33
Net (withdrawal)/deposits by Unicom Group and its subsidiaries from/with Finance Company	(iii)	(112)	2,397
Interest expenses on the deposits in Finance Company	(iii)	34	11

(i) On 23 July 2015, the Group borrowed an unsecured entrusted loan from Unicom Group of RMB1,344 million with a maturity period of 1 year and interest rate at 4.37% per annum, and was fully repaid in July 2016.

On 27 February 2017, the Group borrowed an unsecured entrusted loan from Unicom Group of RMB1,344 million with a maturity period of 1 year and interest rate at 3.92% per annum.

On 24 August 2017, the Group borrowed an unsecured entrusted loan from Unicom Group of RMB3,893 million with a maturity period of 6 months and interest rate at 3.92% per annum, and was fully repaid in October 2017.

41. RELATED PARTY TRANSACTIONS (Continued)

41.3 Related party transactions with Unicom Group and its subsidiaries (Continued)

(a) Related party transactions (Continued)

- (ii) On 21 December 2017, the Group borrowed a loan from Unicom Group BVI of RMB435 million with a maturity period of 1 year and floating interest rate at 1 year HIBOR plus 1.2%.
- (iii) Finance Company has agreed to provide financial services to Unicom Group and its subsidiaries. For the deposit services, the interest rate for deposits placed by Unicom Group and its subsidiaries will be no more than the maximum interest rate promulgated by the People's Bank of China for the same type of deposit, the interest rate for the same type of deposit offered to other clients and the applicable interest rate offered by the general commercial banks in PRC for the same type of deposit.

(b) Amounts due to Unicom Group and its subsidiaries

Amount due to Unicom Group and its subsidiaries as of 31 December 2017 also included a balance of deposits received by Finance Company from Unicom Group and its subsidiaries of RMB2,285 million with interest rates ranging from 0.35% to 2.75% per annum for saving and fixed deposits of different terms (2016: RMB2,397 million with interest rates ranging from 0.46% to 1.50% per annum).

41.4 Related party transactions with a joint venture

(a) Related party transactions

	Note	2017	2016
Transactions with a joint venture			
Unsecured entrusted loans from joint venture	(i)	100	–
Repayment of unsecured entrusted loans to joint venture	(i)	60	–
Net deposits from a joint venture with Finance Company		12	–

- (i) On 24 April 2017, the Group borrowed an unsecured entrusted loan from Smart Steps Digital Technology Co., Ltd., a joint venture company of the Group, of RMB50 million with a maturity period of 6 months and interest rate at 3.92% per annum, and was fully repaid in October 2017.

On 24 October 2017, the Group borrowed an unsecured loan from Smart Steps Digital Technology Co., Ltd., of RMB50 million with a maturity period of 1 year and interest rate at 3.92% per annum, and repaid RMB10 million in December 2017.

(b) Amounts due to a joint venture

Amounts due to a joint venture as of 31 December 2017 also included a balance of deposits received by Finance Company from Smart Steps Digital Technology Co., Ltd. of RMB12 million with interest rates ranging from 0.42% to 1.48% per annum for saving and fixed deposits of different terms (2016: Nil).

41.5 Operating lease and other commitments to related parties

As at 31 December 2017 and 2016, the Group had commitments to related parties in respect of total future aggregate minimum operating lease payments under non-cancellable operating leases and other commitments totalled RMB35,857 million and RMB49,038 million respectively.

Notes to the Consolidated Financial Statements

(All amounts in RMB millions unless otherwise stated)

42. CONTINGENCIES AND COMMITMENTS

42.1 Capital commitments

As at 31 December 2017 and 2016, the Group had capital commitments, mainly in relation to the construction of telecommunications network, as follows:

	2017			2016
	Land and buildings	Equipment	Total	Total
Authorised and contracted for	1,541	11,543	13,084	13,473
Authorised but not contracted for	11,998	25,795	37,793	35,286
	13,539	37,338	50,877	48,759

42.2 Operating lease and other commitments

As at 31 December 2017 and 2016, the Group had total future aggregate minimum operating lease payments under non-cancellable operating leases and other commitments as follows:

	2017			2016
	Land and buildings	Equipment	Ancillary facilities*	Total
Arrangements expiring:				
– not later than one year	1,263	13,615	4,253	19,131
– later than one year and not later than five years	2,533	20,662	6,385	29,580
– later than five years	97	880	–	977
	3,893	35,157	10,638	49,688

* The amount included payment commitments for non-lease elements.

42.3 Contingent liabilities

As at 31 December 2017, the Group had no material contingent liabilities and no material financial guarantees issued.

43. COMPANY-LEVEL STATEMENT OF FINANCIAL POSITION

	As at 31 December	
	2017	2016
ASSETS		
Non-current assets		
Property, plant and equipment	5	10
Investments in subsidiaries	234,768	159,815
Loan to a subsidiary	22,832	32,602
Financial assets at fair value through other comprehensive income	4,070	4,138
	261,675	196,565
Current assets		
Loan to subsidiaries	202	2,467
Amounts due from subsidiaries	2,510	5,729
Dividend receivable	2,712	16,158
Prepayments and other current assets	60	6
Short-term bank deposits	3,091	–
Cash and cash equivalents	1,229	1,443
	9,804	25,803
Total assets	271,479	222,368
EQUITY		
Equity attributable to equity shareholders of the Company		
Share capital	254,056	179,102
Reserves	(6,516)	(6,448)
Retained profits		
– Proposed final dividend	1,591	–
– Others	7,184	7,869
Total equity	256,315	180,523

Notes to the Consolidated Financial Statements

(All amounts in RMB millions unless otherwise stated)

43. COMPANY-LEVEL STATEMENT OF FINANCIAL POSITION (Continued)

	As at 31 December	
	2017	2016
LIABILITIES		
Current liabilities		
Short-term bank loans	12,694	29,331
Accounts payable and accrued liabilities	160	211
Loan from immediate holding company	435	–
Loans from subsidiaries	928	970
Amounts due to subsidiaries	–	6,385
Taxes payable	27	29
Dividend payable	920	920
Current portion of promissory notes	–	3,999
	15,164	41,845
Total liabilities	15,164	41,845
Total equity and liabilities	271,479	222,368
Net current liabilities	(5,360)	(16,042)
Total assets less current liabilities	256,315	180,523

Approved and authorised for issue by the Board of Directors on 15 March 2018 and signed on behalf of the Board by:

Wang Xiaochu
Director

Li Fushen
Director

44. COMPARATIVE FIGURES

Certain comparative figures have been reclassified to conform with current year's presentation.

45. NON-ADJUSTING EVENTS AFTER THE REPORTING PERIOD

(a) Certain supplementary provisions

On 31 January 2018, after arm-length negotiations and discussions, CUCL and Tower Company agreed on certain supplementary provisions based on the agreement signed between the Group and Tower Company on 8 July 2016, which mainly relate to a reduction in cost margin of Tower Company which forms the benchmark for pricing and an increase in co-tenancy discount rates offered to the Group regarding towers under co-sharing arrangement. The new terms apply to the leased tower portfolio as confirmed by both parties and will be effective from 1 January 2018 for a period of five years.

(b) Restrictive shares

On 9 February 2018, the Board of Directors of A Share Company approved to implement an employee restrictive share incentive scheme. Under the initial grant, 848 million restrictive shares of A Share Company will be granted to employees, including the Group's eligible employees, with unlocking conditions prescribed for operating units and individuals on a predetermined basis.

(c) Proposed dividend

After the statement of financial position date, the Board of Directors proposed a final dividend for 2017. For details, please refer to Note 30.

46. APPROVAL OF FINANCIAL STATEMENTS

The financial statements were approved by the Board of Directors on 15 March 2018.

FINANCIAL SUMMARY

For the five-year ended 31 December 2017
(All amounts in RMB millions, except per share data)

Selected financial summary for 2013 to 2017, including selected consolidated statement of income data and consolidated statement of financial position data for 2013, 2014, 2015, 2016 and 2017 were prepared in accordance with IFRSs/HKFRSs.

RESULTS

Selected Statement of Income Data

	2017	2016	2015	2014	2013
Revenue	274,829	274,197	277,049	284,681	295,038
Interconnection charges	(12,617)	(12,739)	(13,093)	(14,599)	(20,208)
Depreciation and amortisation	(77,492)	(76,805)	(76,738)	(73,868)	(68,196)
Network, operation and support expenses	(54,507)	(51,167)	(42,308)	(37,851)	(33,704)
Employee benefit expenses	(42,471)	(36,907)	(35,140)	(34,652)	(31,783)
Costs of telecommunications products sold	(26,643)	(39,301)	(46,079)	(44,863)	(64,365)
Other operating expenses	(57,166)	(54,585)	(52,927)	(59,945)	(61,015)
Finance costs	(5,734)	(5,017)	(6,934)	(4,617)	(3,113)
Interest income	1,647	1,160	438	283	173
Share of net profit/(loss) of associates	893	204	(759)	–	–
Share of net profit/(loss) of joint ventures	574	153	(42)	–	–
Other income – net	1,280	1,591	10,568	1,362	887
Profit before income tax	2,593	784	14,035	15,931	13,714
Income tax expenses	(743)	(154)	(3,473)	(3,876)	(3,306)
Profit for the year	1,850	630	10,562	12,055	10,408
Attributable to:					
Equity shareholders of the Company	1,828	625	10,562	12,055	10,408
Non-controlling interests	22	5	–	–	–
	2017	2016	2015	2014	2013
Earnings per share for profit attributable to equity shareholders of the Company					
– basic (RMB)	0.07	0.03	0.44	0.51	0.44
– diluted (RMB)	0.07	0.03	0.44	0.49	0.43

RESULTS (Continued)

Selected Statement of Financial Position Data

	2017	2016	2015	2014	2013
Property, plant and equipment	416,596	451,115	454,631	438,321	431,625
Financial assets at fair value					
through other comprehensive income	4,286	4,326	4,852	5,902	6,497
Current assets	76,722	82,218	56,670	56,574	52,210
Accounts receivable	13,964	13,622	14,957	14,671	14,842
Cash and cash equivalents	32,836	23,633	21,755	25,308	21,506
Total assets	571,983	614,154	610,346	545,072	529,171
Current liabilities	242,622	342,655	336,074	291,920	295,239
Accounts payable and accrued liabilities	125,260	143,224	167,396	120,371	102,212
Short-term bank loans	22,500	76,994	83,852	91,503	94,470
Commercial papers	8,991	35,958	19,945	9,979	35,000
Current portion of promissory notes	17,960	18,976	2,499	–	–
Current portion of corporate bonds	–	2,000	–	–	–
Current portion of long-term bank loans	410	161	84	45	48
Convertible bonds	–	–	–	11,167	11,002
Long-term bank loans	3,473	4,495	1,748	420	481
Promissory notes	–	17,906	36,928	21,460	–
Corporate bonds	17,981	17,970	2,000	2,000	2,000
Total liabilities	267,636	386,472	379,130	317,531	310,272
Total equity	304,347	227,682	231,216	227,541	218,899

CORPORATE INFORMATION

BOARD OF DIRECTORS (As At 15 March 2018)

Executive Directors

Wang Xiaochu *Executive Director,*

Chairman and Chief Executive Officer

Lu Yimin *Executive Director and President*

Li Fushen *Executive Director and Chief Financial Officer*

Shao Guanglu *Executive Director and Senior Vice President*

Non-Executive Director

Cesareo Alierta Izuel

Independent Non-Executive Directors

Cheung Wing Lam Linus

Wong Wai Ming

Chung Shui Ming Timpson

Law Fan Chiu Fun Fanny

Audit Committee

Wong Wai Ming (*Chairman*)

Cheung Wing Lam Linus

Chung Shui Ming Timpson

Law Fan Chiu Fun Fanny

Remuneration Committee

Cheung Wing Lam Linus (*Chairman*)

Wong Wai Ming

Chung Shui Ming Timpson

Nomination Committee

Chung Shui Ming Timpson (*Chairman*)

Wang Xiaochu

Law Fan Chiu Fun Fanny

QUALIFIED ACCOUNTANT AND COMPANY SECRETARY

Yung Shun Loy Jacky

AUDITOR

KPMG

LEGAL ADVISORS

Freshfields Bruckhaus Deringer

Sullivan & Cromwell LLP

REGISTERED OFFICE

75th Floor,

The Center, 99 Queen's Road Central,

Hong Kong

Tel: (852) 2126 2018

MAJOR SUBSIDIARY

China United Network Communications Corporation Limited

No. 21 Financial Street,

Xicheng District, Beijing 100033, P.R.C.

Tel: (86) 10 6625 9550

SHARE REGISTRAR

Hong Kong Registrars Limited

Shops 1712-1716,

17th Floor, Hopewell Centre

183 Queen's Road East,

Wanchai, Hong Kong

Tel: (852) 2862 8555

Fax: (852) 2865 0990

Email: hkinfo@computershare.com.hk

AMERICAN DEPOSITARY RECEIPTS DEPOSITORY

The Bank of New York Mellon

BNY Mellon Shareowner Services

P.O. Box 30170, College Station, TX 77842-3170

Tel: 1-888-269-2377 (toll free in USA)

1-201-680-6825 (international)

Email: shrelations@cpushareownerservices.com

PUBLICATIONS

Under the United States securities law, the Company is required to file an annual report on Form 20-F with the United States Securities and Exchange Commission by 30 April 2018. Copies of the annual report as well as the U.S. annual report on Form 20-F, once filed, will be available at:

Hong Kong China Unicom (Hong Kong) Limited

75th Floor, The Center

99 Queen's Road Central, Hong Kong

United States The Bank of New York Mellon

101 Barclay Street

New York, NY 10286, USA

STOCK CODE

Hong Kong Stock Exchange: 0762

New York Stock Exchange: CHU

ISIN: US16945R1041

CUSIP: 16945R104

COMPANY WEBSITE

www.chinaunicom.com.hk

www.chinaunicom.com.hk

CHINA UNICOM (HONG KONG) LIMITED

75th Floor, The Center, 99 Queen's Road Central, Hong Kong

Tel : (852) 2126 2018 Fax : (852) 2126 2016

www.chinaunicom.com.hk

